


Opening a Sports Training Facility: Licenses, Permits & Insurance You Need



Opening a Sports Training Facility: Licenses, Permits & Insurance You Need

Opening a sports training facility is exciting, but it also comes with its fair share of complexities. Beyond planning programs and investing in equipment, you'll need the right permits, licenses, and insurance to legally operate and protect your business, staff, and clients.

Whether you're starting a soccer academy, launching a gym, or setting up a personal training studio, this checklist covers the essential approvals and paperwork you can't afford to miss. Let's have a look at all the permits you need to run your facility.



Business Setup & Legal Licenses

To legally run your sports facility, you must register your business and obtain the required licenses from your local jurisdiction. These documents build credibility, protect against liability, and ensure you're operating within the law.

What you need:

- ☐ **Business License** – Required by your city/county to legally operate.
- ☐ **Business Structure Registration** – Register as an LLC, Corporation, or Sole Proprietorship.
- ☐ **Employer Identification Number (EIN)** – Needed for taxes and hiring staff
- ☐ **DBA (Doing Business As)** – If operating under a name different from your legal entity.

Notes:



Zoning & Facility Approvals

Your facility must meet city/county zoning laws and building safety standards. Zoning permits ensure your business type is allowed in that location, while facility approvals confirm the building is safe and accessible.

What you need:

- ☐ **Zoning Permit** – Confirms your business type is allowed at your chosen address.
- ☐ **Special Use Permit** – If your business isn't typically allowed but qualifies under special conditions.
- ☐ **Building Permit** – For new construction, remodeling, or major renovations.
- ☐ **Fire Department Approval** – Ensures fire exits, alarms, and sprinklers are in place.
- ☐ **Health & Safety Inspections** – Especially if locker rooms, food, or showers are provided.
- ☐ **ADA Compliance** – Accessibility for people with disabilities.
- ☐ **Certificate of Occupancy** – Final approval to legally open your doors.



Notes:



Specialized Licenses & Training

To maintain professional standards, your staff may need certifications depending on the services you offer.

- ☐ **Trainer/Coach Certification** – NASM, ACE, ACSM, or other recognized bodies.
- ☐ **CPR & First Aid Certification** – Often mandatory for both staff and owners.
- ☐ **Music Licensing (BMI/ASCAP/SESAC)** – If you play music during classes or training sessions.



Notes:

Financial & Tax Compliance

If your facility sells products or hires employees, you'll need to stay compliant with state and federal tax rules.

- ☐ **Sales Tax Permit** – Required for selling merchandise, supplements, or memberships.
- ☐ **Payroll Registration** – To comply with state payroll/tax regulations.

Notes:



Zoning & Facility Approvals

Insurance coverage is a must for any business; it protects your business, your employees, and your clients in case of accidents or liability claims.

Recommended Coverage

- ☐ **General Liability Insurance** – Protects against on-site accidents or injuries.
- ☐ **Professional Liability Insurance** – Covers trainers/coaches against negligence claims.
- ☐ **Property Insurance** – Protects your equipment and facility.
- ☐ **Workers' Compensation** – Mandatory if you employ staff.
- ☐ **Participant Accident Insurance** – Optional but provides an extra safety net for client injuries



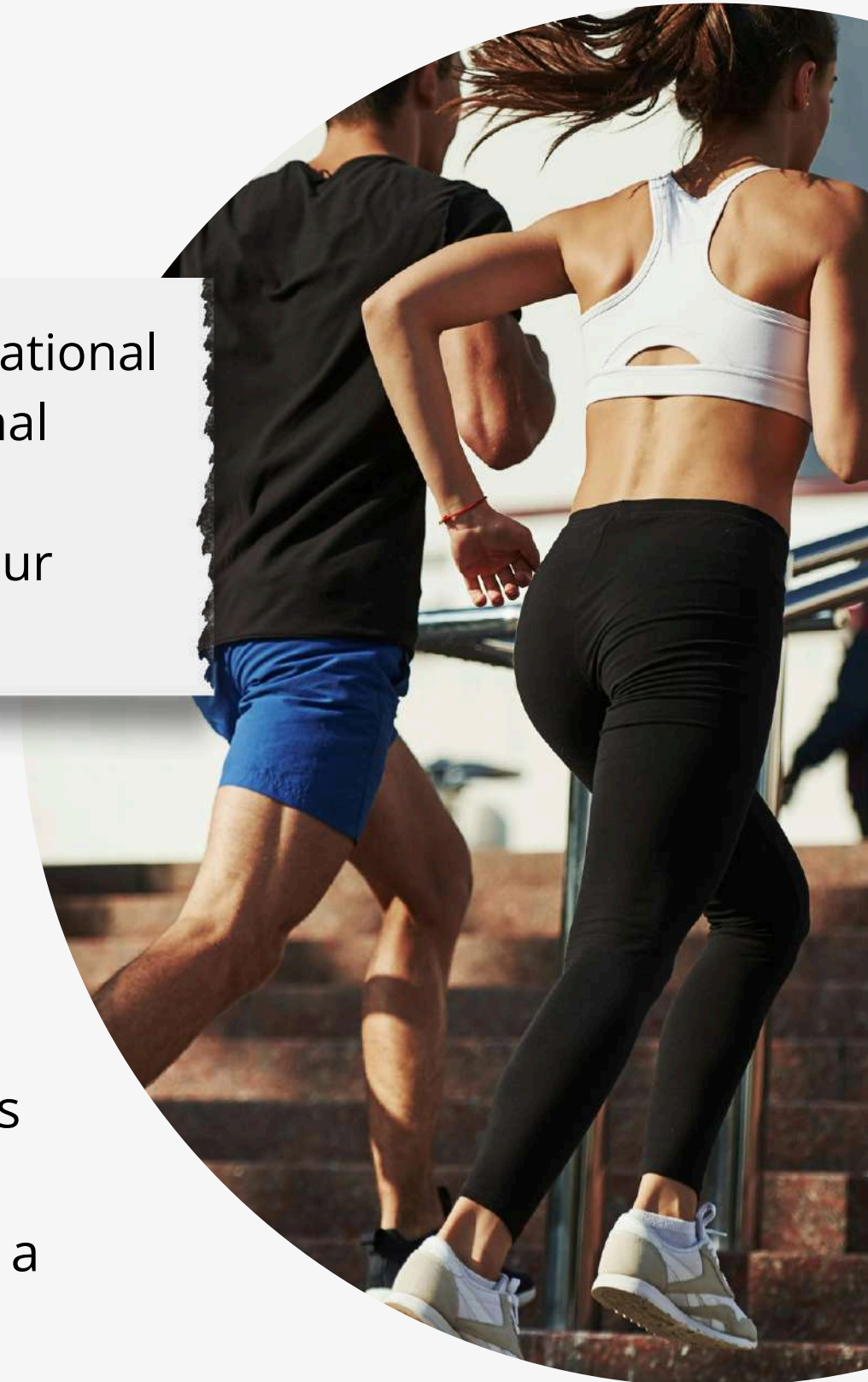

Notes:

Optional Recommendations

- ☐ **Waivers & Liability Forms** – Have participants sign before training.
- ☐ **Background Checks for Staff** – Especially critical for youth programs.
- ☐ **Health Safety Compliance** – COVID-19 or other health requirements as per local regulations

Here's a free template for Customizable COVID-19 liability Form -
<https://www.getomnify.com/free-resources/covid-19-liability-waiver-form>





Disclaimer: The information in this checklist is for general informational purposes only. It does not constitute legal, financial, or professional advice. Requirements may vary state by state, so always consult a qualified legal or business professional for guidance specific to your situation.

Final Thoughts

Before you open your facility, make sure every license, permit, and insurance policy is in place. Taking the time to secure these approvals not only keeps you compliant with state and local laws but also ensures the safety of your staff, clients, and business operations. Think of this checklist as the foundation for building a safe, legal, and successful sports training facility.

Catch up with our other Free Resources

1. <https://www.getomnify.com/sports-facility---budget-template>
2. <https://www.getomnify.com/local-seo-checklist-for-service-businesses>
3. <https://www.getomnify.com/instagram-workbook>

Read these articles to get a detailed perspective on running a successful sports training facility.

1. <https://www.getomnify.com/blog/how-to-start-a-youth-soccer-academy-a-complete-business-guide>
2. <https://www.getomnify.com/blog/how-to-open-and-manage-pickleball-court-business-full-guide>
3. <https://www.getomnify.com/blog/how-sports-facilities-can-build-a-strong-local-brand-using-advertising-technologies>
4. <https://www.getomnify.com/blog/how-to-open-a-sports-training-facility>

Launching and running a sports training facility is a daunting task. The last thing you need is to get buried in your administrative tasks. Omnify is here to help you to manage these tasks. With its easy to use interface, Omnify serves as an all in one comprehensive booking management platform for your business.

[Explore the features](#) designed to simplify your operations!

[Schedule a Demo](#) and know more about us!

