


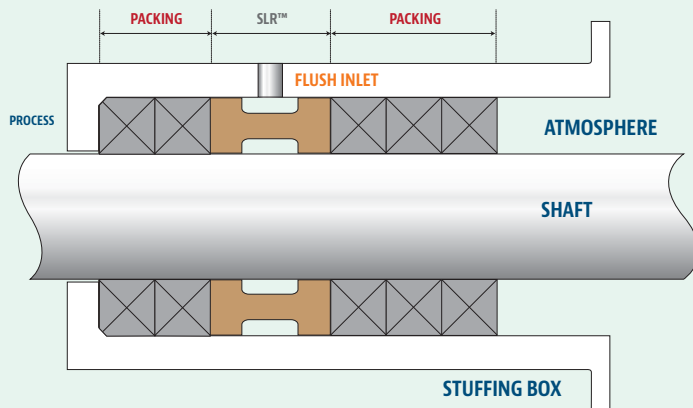
SLR® System

STRUCTURAL LANTERN RING with PACKING

Cutting-edge non-collapsible, clog resistant, the future of lantern rings

Patented Technology

The SLR® System is a cutting-edge structural lantern ring system that is non-collapsible in service, unlike typical Teflon lantern rings. It's patented design is up to 5x stronger than ordinary PTFE lantern rings and allows for improved flow and pressure equalization.




SHOWN IN A
2L3 CONFIGURATION



SHOWN IN A
SPACER/BUSHING CONFIGURATION

- SealRyt® Designed Lantern Ring
- SealRyt® Developed Braid Configurations and Textiles
- Pre-cut, Die-formed, and Accurate
- Multiple Bushing, Lantern Ring, Packing Configurations
- Non-collapsible
- Usable in Worn Throat Equipment
- Improved Flow and Pressure Equalization
- Custom Made for Each Application
- No Waste. No Errors.

Ordinary PTFE Lantern Rings utilize small flush ports in order to maintain strength. This can lead to clogging that can cause pump failure from overheating.



SLR® - Structural Lantern Rings have drastically larger flush access without compromising strength.

SealRyt® Bearing Sealing Systems

NOW AVAILABLE WITH
ExtractPRO™ Technology

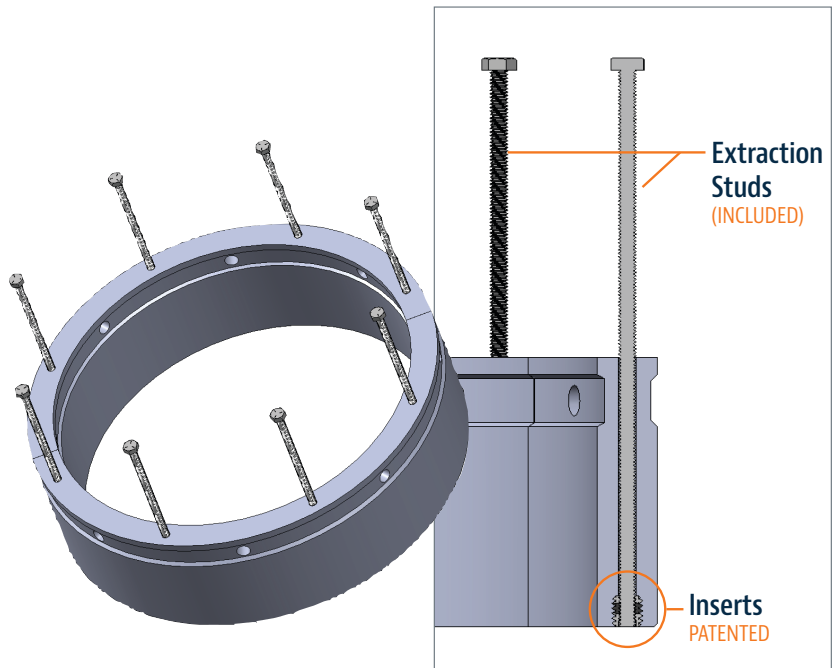
Patented Technology

The PackRyt® Sealing System is now available with ExtractPRO™ Technology. PackRyt® Bearings are designed to have, and rely on, precision fit. Our engineers have developed a patented system for extracting the bearings that does not affect the performance or fitment of the PackRyt® but will enable the bearing to be easily removed for any reason using standard tools.

ADVANTAGES

- ExtractPRO's unique design PUSHES the bearing out.
- Extraction studs included
- Made from 316 Stainless Steel
- SealRyt's innovative design does not loosen as you tighten extraction studs

ASK YOUR SEALRYT® SALESPERSON ABOUT ADDING
EXTRACTPRO™ TO YOUR BEARING SYSTEM.



SealRyt® METAL WORK

GLAND FOLLOWERS

INTERLOCKING DESIGN AND CUSTOM MILLED



In a plant environment, gland followers get damaged, factory castings are no longer available, plants decide to remove their mechanical seals, or original followers are misplaced; SealRyt® can custom-make a gland follower for precisely what you need.

We manufacture gland followers with an interlocked design, using only the highest quality materials. This process ensures a high-quality part which fits and performs every time.

SealRyt® FLOW SYSTEMS

FLOW SYSTEMS & INDICATORS

PRECISION FLUSH FOR MAXIMUM RELIABILITY



SealRyt® designs and installs custom flow systems that work with your application. Without knowing flush amount and pressure it's almost impossible to create a stable sealing system that performs at optimum levels. We recommend flow systems for all applications in order to achieve maximum reliability.

SealRyt® TOOLS

TOOL FOR CUTTING, SEATING & PACKING
INSTALLATION & EXTRACTION

SealRyt® curates collections of hand-picked and custom made tools for cutting, packing seating, and packing maintenance tool kits.

Available:
SEALRYT® TOOL KIT
SEALRYT® PACKING SEATING KIT
SEALRYT® GUILLOTINE CUTTER