



Tuff Tank - Plastic Effluent Tank - Above Ground



Tough,
lightweight,
flexible.

Tough on waste, easy on site

The Tuff Tank is a flat, low-profile, plastic tank designed for storing liquids: primarily toilet, shower and sink waste water, sewage, and effluent, in off-grid or temporary situations. They are commonly used in places like construction sites, campsites, glamping sites, and at outdoor events where there isn't a direct connection to a mains sewage system.

Used above ground and available in three volumes, when full they are emptied by a third party cleaning company.



Construction



Events

Technical Advantages

- Built in lifting handles and sling points
- Non-removable, unique serial number for traceability. Permanent in-mould graphic with instructions and warning signs.
- Sloped and ribbed upper surfaces to drain rainwater
- Sealed access ports protect against spillage and odour
- Increase volume by linking several tanks together to extend the period between waste pump outs
- Linkable in two directions: side-by-side; nose-to-tail
- Rust-free, hygienic - flexibility guaranteed

Applications

- Construction sites
- Outdoor events
- Campsites and glamping sites
- Pleasure boat toilet waste tipping points

Upgrade Kits

- Linking kits to expand capacity to additional tanks
- Toilet connector kit to feed in waste from a toilet block
- Odour trap to mitigate against malodour
- Level monitoring alarm to tell you when it's nearly full
- Elsan tipping point for chemiloo waste on campsites



Linking kits



Level alarms



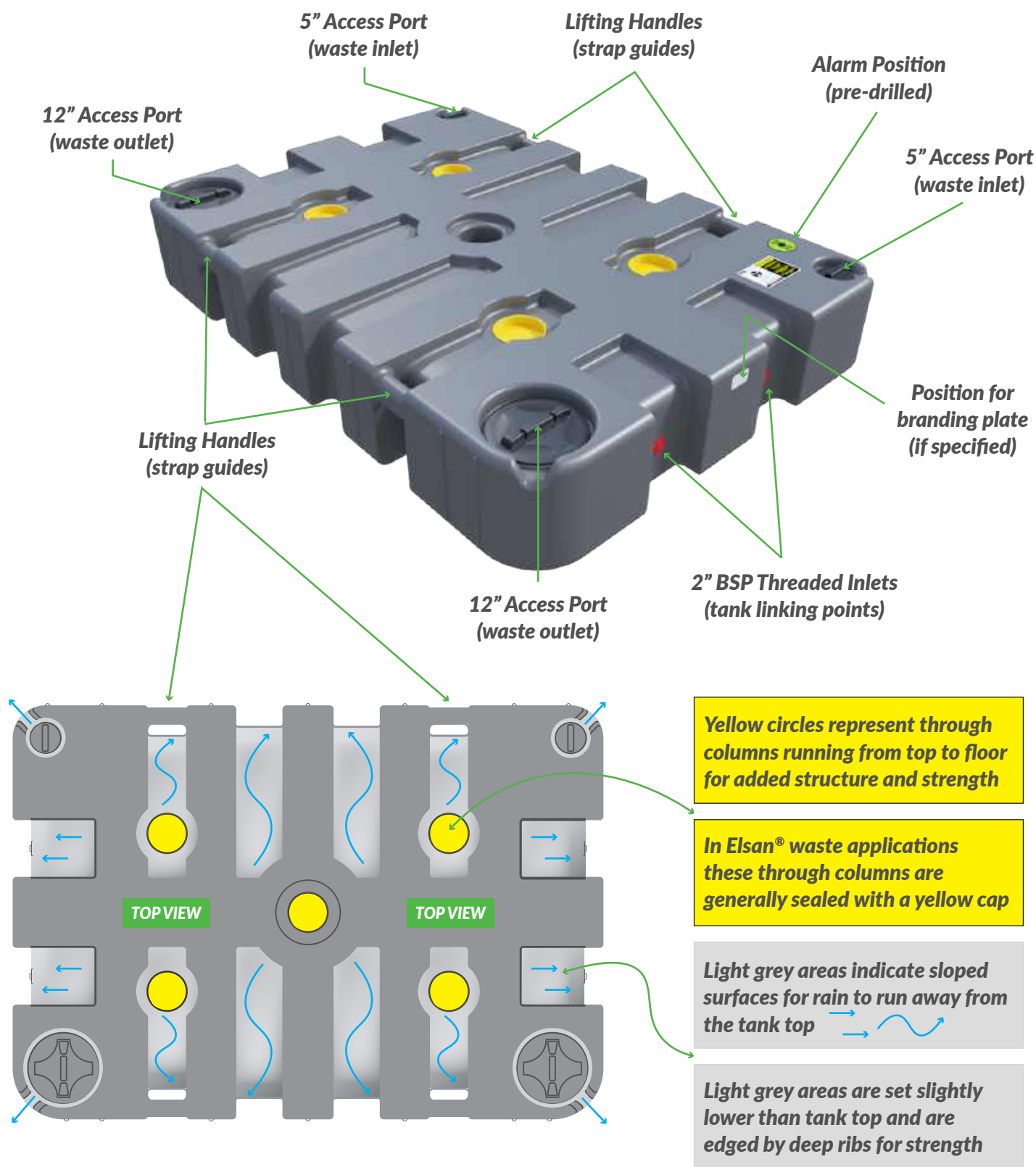
Tamper proof graphics



Simple logistics



Tuff Tank - Key Features - Our USPs





Tuff Tank - Plastic Effluent Tank - Above Ground

Technical Details*

Tuff Tank - the first, and still the best.

Detail	TT-500	TT-750	TT-1000
Volume (Litres / Gallons)	2,273 / 500	3,410 / 750	4,546 / 1,000
Length (mm)	3,000 mm (2920 mm for TT500, launched April 2021)		
Width (mm)	2,100 mm		
Height (mm) - see Note 1	485 mm	690 mm	900 mm
Dry Weight (KG) - ONLY MOVE, LIFT OR STACK WHEN EMPTY	140 KG	180 KG	220 KG
Wet Weight (KG)	2,413 KG	3,590 KG	4,766 KG
Flush capacity [@ 4 litre cistern flush]	567 flushes	854 flushes	1,138 flushes
Flush capacity [@ 6 litre cistern flush]	378 flushes	569 flushes	758 flushes
Shower capacity [@ 40 litres / shower] - see Note 2	57 showers	85 showers	114 showers
Elsan® Cartridge Empties [@ 12 litre chamber] - see Note 3	189 empties	284 empties	379 empties
Elsan® Cartridge Empties [@ 15 litre chamber]	151 empties	227 empties	303 empties
Elsan® Cartridge Empties [@ 21 litre chamber]	108 empties	162 empties	216 empties
High Level Alarm available	For all tanks		
Alarm (when fitted) notification at	1,929 litres	2,904 litres	3,870 litres
Linking Kits available	Side-by-side or nose-to-tail - for all tanks		
Standard Stock Colour	Glossy Black	Further colours on request	
	Further Details:		
Note 1: Please allow clearance above tank for connecting inlet pipework e.g. 110mm	2 x Ø 5" / 125mm inlet hatches with screw cap and tether		
Note 2: Average shower duration is 5 to 8 minutes @ 8 litres flow per minute	2 x Ø 12" / 300mm extraction hatches with screw cap and tether		
Note 3: Each user will create an average of 2½ litres of toilet waste per day	4 x inbuilt lifting handles and sling guides		
MATERIAL: Tank is made from MDPE (medium density polyethylene)	Deep forklift slots - do not use through columns to move		
Important Note: NOT DESIGNED TO BE STACKED OR MOVED WHEN FULL. NOT DESIGNED TO BE BURIED - THIS IS AN ABOVE GROUND TANK	Transportable and stackable when empty - on flat or long edges		

***Please note:** tank sizes quoted are subject to a +/-3% variation. We reserve the right to amend the technical specification to improve the product without prior notification. Plastic process and material guarantee: 2 years based on UV8. This guarantee excludes damage due to misuse. Tanks are not warrantied or designed to be stacked / moved when full.



Tuff Tank - Dimensions

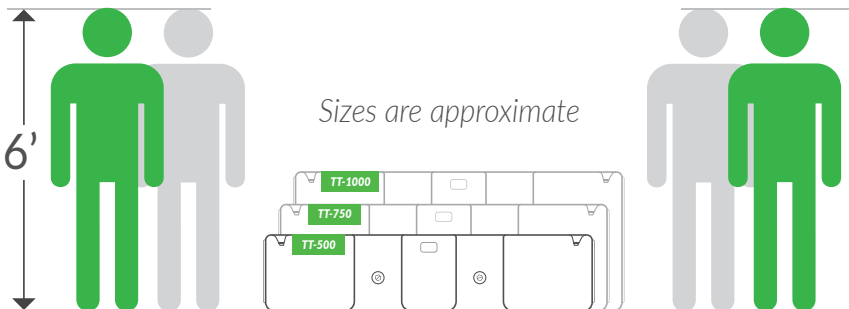
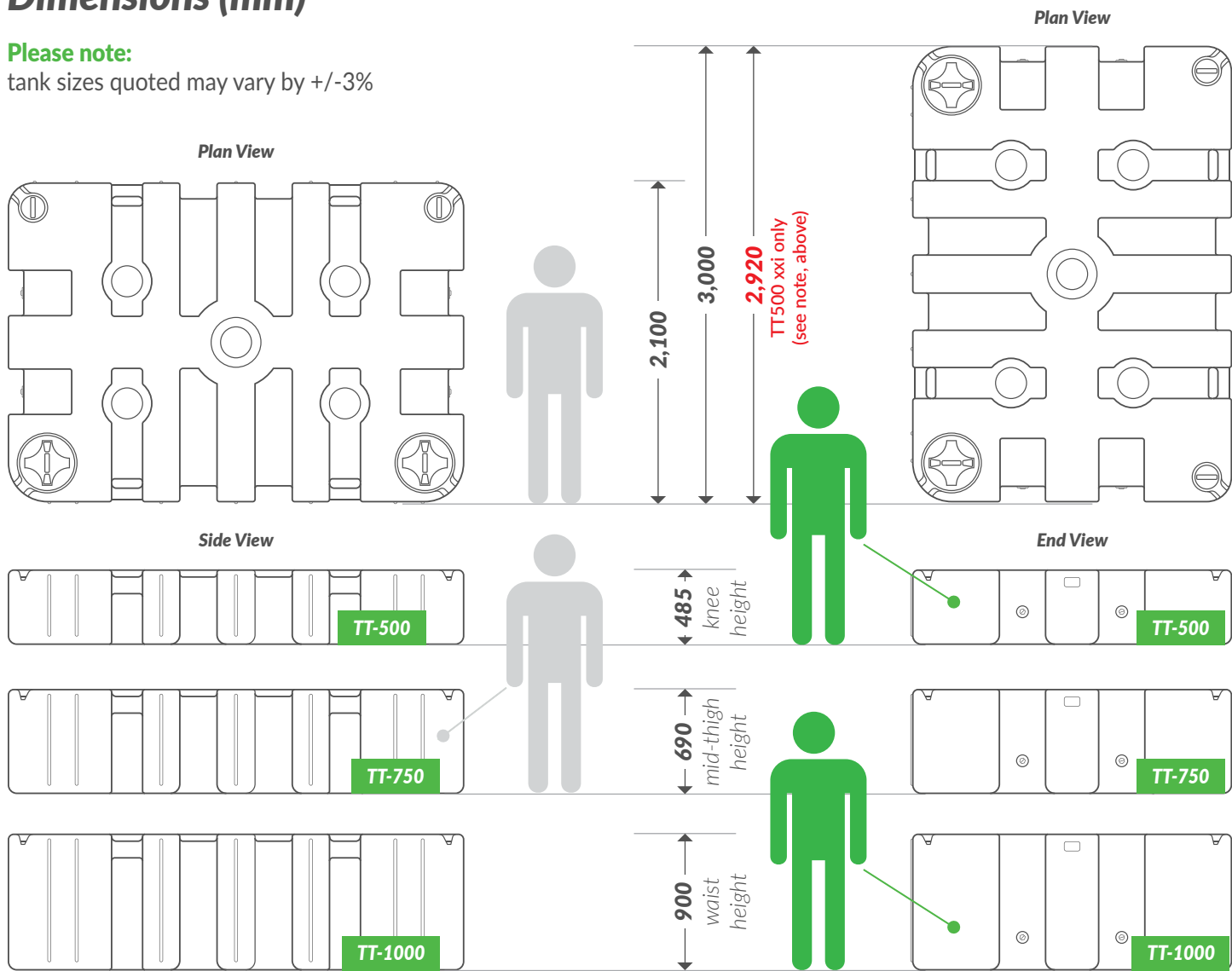
Dimensions (mm)

Please note:

tank sizes quoted may vary by +/-3%

PLEASE NOTE:

All TT4 models (TT500, TT750 & TT1000) launched in Jan 2019 are 3000mm long. The TT5 model (TT500 xxi) was launched in April 2021. It moulds in a quicker, smaller oven, is 2920mm long and is only available in 500 gallons



View our DOWNLOADS to see where tanks are used