

Extraction Arm NEX MD

With high air flow and low pressure drop NEX MD extraction arm is perfect in medium to heavy duty welding fume and welding dust applications



Extraction Arm NEX MD

- ✓ Arm is suspended by a robust swivel, which allows the product to rotate 360 degrees
- ✓ Flexible in all directions, perfectly balanced and very simple to position
- ✓ Support mechanism of the arms are encapsulated which protects against dirt
- ✓ Can be mounted in combination with different brackets, extension arms or on exhaust rails

NEX MD welding fume extraction arms are the top of the range arms when it comes to high airflows and extraction of media with higher temperatures than normal. The weld fume extractors are specially designed for working environments with very heavy smoke, vapours or non explosive dust. Typical workplaces are the metal fabrication industry or other type of industries where the need for extraction with large airflows is needed.

The applications can be welding, laser or hand plasma cutting, metal spraying, grinding where lots of spatter is generated, or other industrial processes where a perfect balanced and easily positioned extraction arm is required. Nederman NEX MD is an welding fume and welding dust extraction arm that also has a newly designed hood.

The hose, 160 mm in diameter (6,3"), in combination with the external arm system, provides a high air flow and a low pressure drop. Nederman NEX MD is thus perfect in medium to heavy duty applications. The arm is available in four lengths, 2-5 m (6.6-16 ft).









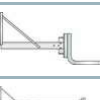



Extraction Arm NEX MD

Certifications	CE
Standard	ISO 21904
Noise level (dB(A))	63-66
Installation	Indoor
Fume temperature	Max 70° C (158 F)
Extraction arm diameter (mm)	160
Airflow (m ³ /h)	900 - 1300

Models

	Item no	Arm length (m)	Colour	Weight (kg)
	10561032	2	Blue	17
	10561132	3	Blue	21
	10561232	4	Blue	28
	10561332	5	Blue	33

Accessories

	Accessory	Item no
	LED Light/fan start kit, including: switch, LED(24V), cables, lens and screws	10376923
	LED 24V, 5W/6VA	10376969
	Spark protection for Original hood and for NEX MD hood	10551335
	Transformer 25va. 220-240v. 25va.	10363189
	Transformer 220/24v. 75va.	10361560
	Wall bracket for fume extractor, lengths: 2-3m	10372215
	Wall bracket for NEX arms, lengths: 4-5m	10372722
	Air flow indicator 500-4500 Pa	10375373
	Air flow indicator 40-600 Pa	10375374
	Support 1m NEX. Wall bracket extension for fume extractor 2m and 3m	10512732
	Support 2m NEX. Wall bracket extension for fume extractor 2m and 3m	10512832
	Extension set for NEX MD/HD 1m, without hose	10510332
	Extension set for NEX MD/HD 2m, without hose	10510432

