

Inline Spark Trap

Complementary fire prevention for a dust collection system



Inline Spark Trap

- ✓ Simple, economical fire protection
- ✓ Quick, easy installation and cleanout

Installed in ducting as part of a dust collection system, the Inline Spark Trap greatly reduces the possibility of fire in cyclones / collectors by decreasing the number of sparks which could reach the cyclone or collector through the ductwork.

The spark trap's effectiveness is based on a simple principle - disrupting the laminar airflow to cause sparks to cool and extinguish before they can enter a cyclone / collector. There are no moving parts and no power is required for operation.

QuickFit (QF) clamptogether ducting eliminates rivets, screws, and welding, significantly reducing the time required to install or replace ducting. The Inline Spark Trap can quickly and easily be mounted into QuickFit ducting systems, or other duct systems with use of an adapter, and the trap can easily be removed for cleanout. Calibration or other assistance from a factory technician is not required.

It must be mounted in a horizontal position.

The duct distance recommended: At least ten diameters from cyclone / collector

Velocity: 8 m/s - 25 m/s









The Inline Spark Trap is not a replacement for spark detection or explosion isolation systems. It is a complementary device only.

Inline Spark Trap

End Type A

QF

Models

	Item no	Material Thickness	Diameter A	Length	Width	Weight
	8210001264	0,7mm	100	466	180	2,8
	8210001265	0,7mm	125	504	224	3,2
	8210001266	0,7mm	160	616	315	3,8
	8210001267	0,7mm	200	606	350	5
	8210001268	0,7mm	250	606	400	7,1
	8210001269	0,7mm	315	676	500	6,8
	8210001270	0,7mm	400	766	630	7,3
	8210001271	0,9mm	450	826	710	16
	8210001272	0,9mm	500	926	810	22
	8210001273	0,9mm	560	1026	920	26
	8210001274	0,9mm	630	1086	1020	31
	8210001275	0,9mm	710	1186	1150	35