

# Victorian Hydraulic

## Residential Elevator



# Victorian Hydraulic

## Residential Elevator

Thank you for considering Atlas for your next project. Our mission is to provide you with the highest-quality elevators on the market at a competitive price. With our expert advice, we will help you achieve your project's goals.



Even if you are only thinking of the viability of having an elevator in your home, public area or place of business, use this guide to help you design your future project. Whether it's a new installation or retrofitting, the Victorian into an existing home, the process can be quite simple and straight forward.

Atlas manufactures and installs hundreds of elevators across North America. Whether you need elevators or any of our mobility and accessibility products, Atlas has the resources and knowhow to help you with any sized project.



# LIVE IN COMFORT AT HOME.

The Victorian is equipped with a hydraulic cable system that offers a smooth and comfortable run. With its wide range of cab styles and designs the Victorian uses quality material, wood finishes, and fixtures. Cabs can be custom-built with precision and beauty by our experienced craftsmen here in North America. Each step in the design process is guided by your choice of wood species, handrails, light fixtures, gates, and finishes.

The Victorian door system allows for flexibility in your home. The convenience of our sliding door system on the elevator car, and automatic or manually operated swing doors on the landings preserve your design elements and privacy, while maintaining the maximum use of your home. Whether you're building your dream home or simply want to enjoy the freedom to access all levels of your present home, we have the elevator that will fit your lifestyle.

## GATES AND DOORS

Enjoy the convenience of our sliding door system on the elevator car, and automatic or manually operated swing doors on the landings.

## PREMIUM MATERIALS INTEGRATION

Attention to detail is reflected in the choice of premium materials offer a finished and superior product.

## SEAMLESS

Seamless integration allows you to preserve the design elements of your home.



Victorian Sliding Gate

# ELGANCE AND COMFORT WITHOUT COMPROMISE

These standard features come on every Victorian elevator. No extra cost, just great value!

CAPACITY	CAB SIZE	TRAVEL SPEED	TRAVEL	CAB HEIGHT
1,000* LBS	15* SQUARE FEET	50* FPM	50 FEET	96* INCHES

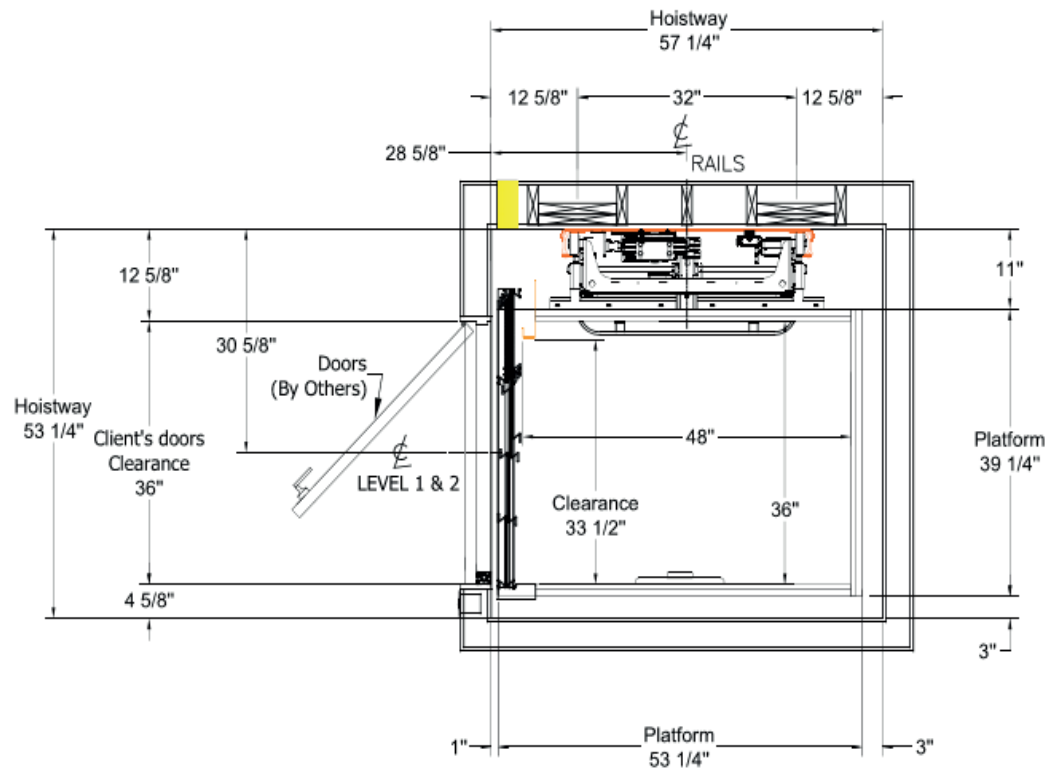
## STANDARD FEATURES

POWER SUPPLY	Power unit adaptable to any home power source, 220/1, 208/3
DRIVE SYSTEM	2:1 Roped Hydraulic
MAX. CAPACITY	750, 950, 1,000 or 1,400 lbs (subject to local jurisdiction)
STOPS	2 - 5 levels
TRAVEL SPEED	30 - 50 fpm (subject to local jurisdiction)
TRAVEL HEIGHT	50 feet (subject to local jurisdiction)
SAFETY	Emergency lighting, fire-rated cab and doors, emergency lowering with DC backup, emergency stop alarm



\* Varies by country and region in accordance with local codes and regulations

# HOISTWAY LAYOUT



Whether you are building a home, designing a public or commercial place, or adding an elevator to an existing home, planning and installing an elevator can be overwhelming, particularly for builders new to the process.


Atlas's experienced team provide expert consultation to help you navigate the entire process from start to finish — from specification to framing, installation to inspection. Our goal is to make your elevator installation process as simple as possible. This includes manufacturing a cab that fits your specific hoist way measurements.

General technical information for a Victorian sameside entry and exit a popular hoistway diagrammed to the left. This drawing is strictly for informational purposes only.

For more information in standard and custom hoistways please speak with your sales representative or visit [www.atlasaccs.com/contact-us](http://www.atlasaccs.com/contact-us)




# DESIGN YOUR VICTORIAN ELEVATOR



## Cab finishes

Wood veneer offers a sleek wood option or a base for a cabinet finisher to add moldings to match any home decor. *(Finish shown: Gilbralter)*

### MAINS COLORS



*K90 - Eclipse*



*H56 - Frisquet*



*K33 - Dorato Grey*



*HPL 313 - Classic Chocolate*

### TREND OF THE MOMENT



*K99 - Otter Grey*



*G20 - Sheer Linen*



*K83 - Shipshaw*



*K86 - Serenity*



*V05 - Etrusco*



*123 - Charcoal*

# DESIGN YOUR VICTORIAN ELEVATOR


## DOOR OPTIONS

Elevator doors are the perfect way to carry a design theme across your home. Our selection of doors include interior, interior embossed, exterior, commercial grade doors, and come in a variety of materials, finishes and patterns.

For more information on door and gate options please contact us at 1-888-773-6708




### Available Door Finishes




Polymer White



Polymer Black



Brushed Aluminum



Clear Acrylic

## Lighting & additional options



Two Recessed  
LED Lights  
(Standard)



Four Recessed  
LED Lights

- Automatic Door Operators
- Fire-Rated Doors
- Cab Phone
- Handrails

## Warranty

12 Month limited warranty\* on parts and labor from the date of purchase. Certain conditions apply. Please refer to your owner's manual or for more information please contact us at 1-888-773-6708



## FOR PRICING AND ORDERING



Email us at [info@atlasaces.com](mailto:info@atlasaces.com)



Call us at: 888.773.6708 or direct: 450.796.5708



Online at [atlasaces.com](http://atlasaces.com)



# ATLAS

---

A Mobility and Accessibility Manufacturer