

ARTICULATED DUMP TRUCK

Specifications

Maximum Payload	28 tonne (30.9 US Ton)
Heaped Capacity	17.5m ³ (22.9yd ³)
Gross Power	276 kW (370 hp)

Features

- ▶ Improved operator environment and comfort.
- ▶ Calibrated with the correct balance of power and gearing for effective productive drive to the wheels on all working applications
- ▶ Moves high levels of materials quickly and efficiently
- ▶ Lean burning engine for low cost of ownership
- ▶ Independent front suspension
- ▶ EU Stage 4/EPA Tier 4 Final emissions achieved with no Diesel Particulate Filter
- ▶ Terex Trucks articulated hauler – the cost effective choice for all working applications

COMMITTED TO THE LONG HAUL



ENGINE	
Engine	Scania DC9
Type	5 cylinder, in-line, four cycle, direct injection diesel, water cooled, turbo charged with air-to-air charge cooling, electronic engine management and engine exhaust brake.
Piston Displacement litres (in ³)	9.3 (568)
Bore x Stroke mm (in)	130 x 140 (5.12 x 5.51)
Gross Power kW (hp) @ rpm	276 (370) @ 1800
Net Power kW (hp) @ rpm	258 (345) @ 2100
Maximum Torque Nm (lbf ft) @ rpm	1880 (1387) @ 1400
Gross Power Rated	SAE J1995 Jun 90
Engine Emissions	US EPA Tier 4F, EU Stage 4 and Tier 2 derivatives
Electrical	24 volt electric start. 100 A alternator. Two 12 volt 180 Ah batteries.
Air Cleaner	Dry-type 3 stage air cleaner with safety element, automatic dust ejector and restriction indicator.
Fan	Modulating fan reduces noise level and consumes engine power as required. Note: Net hp with fan clutch disengaged.
Altitude m (ft) (Electronic derate from)	3000 (9842)

TRANSMISSION		
Type	ZF 6WG 310 RPC. Fully automatic with manual over-ride and retarder.	
Assembly	Consists of a torque converter close-coupled to a countershaft type gearbox with integral output transfer gearing. Automatic shifting throughout the range, with kick-down feature. Lockup in all forward gears. A torque-proportioning output differential transmits drive permanently to front and rear axles. This differential may be locked by the driver for use in difficult traction conditions. Auto slip sensing traction as standard. On-board diagnostics provide performance and operational functionality.	
Speeds km/h (mph)		
Gear	Forward	Reverse
1	5.6 (3.5)	5.6 (3.4)
2	8.6 (5.3)	13.3 (8.3)
3	13.3 (8.3)	30.2 (18.8)
4	20.6 (12.8)	-
5	30.2 (18.8)	-
6	50 (31)	-

AXLES	
Type	Heavy duty axles with fully floating axle shafts and outboard planetary reduction gearing. The three axles are in permanent all-wheel drive (6x6) with a differential coupling between the front and rear axles. All three axles also have hydraulically actuated multiplate transverse diff lock differentials for 100% cross-axle lock up. The inter-axle and cross-axle diff locks are controlled by the operator, and can be actuated when required in poor traction conditions.
Differential Ratio	3.875 : 1
Planetary Reduction	5.71 : 1
Overall Drivetrain Reduction	22.12 : 1

SUSPENSION	
Front	Fully independent suspension and wheel movement is provided by a double wishbone design. This is coupled with 4 x hydraulic dampers/coil over springs.
Rear	Each axle is coupled to the frame by three rubber-bushed links with lateral restraint by a transverse link. Pivoting inter-axle balance beams equalise load on each rear axle. Suspension movement is cushioned by rubber/metal laminated compression units between each axle and underside of balance beam ends. Pivot points on leading and trailing links are rubber-bushed and maintenance-free.

STEERING	
Type	Hydrostatic power steering by two double-acting cushioned steering cylinders with pressure supplied by a variable displacement / load sensing piston pump. Secondary steering pressure provided by a ground driven pump.
Steering Angle to Either Side	45°
Lock to Lock Turns, Steering Wheel	4
System Pressure bar (lbf/in ²)	241 (3500)
SAE Turning Radius mm (ft-in)	8470 (27-9)
Clearing Radius mm (ft-in)	8950 (29-4)

FRAME

Type	Front and rear frames are all-welded high grade steel fabrications with rectangular box-section beams forming the main side and cross members. Inter-frame oscillation is provided by a large diameter cylindrical coupling which houses nylon bushings. Frames articulated 45° to either side for steering by means of two widely-spaced pivot pins in back-to-back sealed taper roller bearings.
------	--

BODY

Type	All-welded construction, fabricated from high hardness (min 360 BHN) 1000 Mpa (145,000 lbf/in ²) yield strength steel. Dual slope tailchute improves material ejection from body.	
Plate Thickness:		
Floor and Tailchute	mm (in)	14.0 (0.55)
Sides	mm (in)	12.0 (0.47)
Front	mm (in)	8.0 (0.31)
Volume:		
Struck	m ³ (yd ³)	13.8 (18.0)
Heaped 2:1 (SAE)	m ³ (yd ³)	17.5 (22.9)

HOIST

Type	Two single-stage, double-acting hoist cylinders, cushioned at the base end. Variable displacement / load sensing piston pump driven from power take-off on transmission. Full flow return line filtration. Full electro-hydraulic hoist control, with electronic detent in power down.	
System Pressure	bar (lbf/in ²)	220 (3200)
Pump Output Flow Rate	litre/sec (gal/sec)	4.9 (1.29)
Raise (loaded)	seconds	12
Lower	seconds	7.5

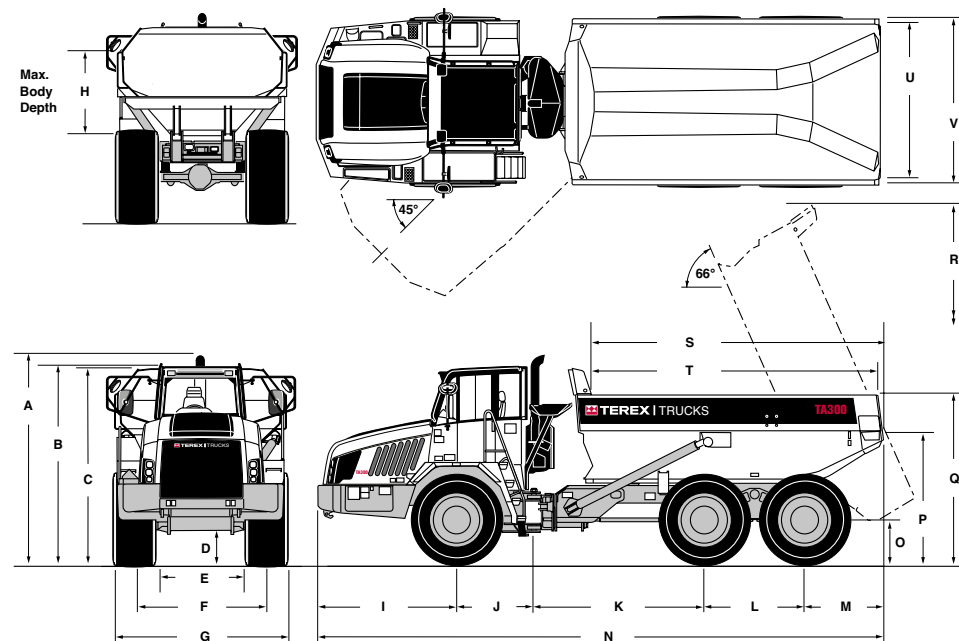
TYRES AND WHEELS

Tyres	Standard 23.5. Optional 750/65	
Rims	Standard 25x19.50. For optional Tyre, 25x22.00	
Wheels	3-piece earthmover rims with 12 stud fixing	

BRAKES

Tyres	All hydraulic braking systems with multiplate sealed and oil cooled brake packs at each wheel. Independent circuits for front and rear brake systems.	
Parking	Spring-applied, hydraulic-released disc on rear driveline	
Secondary	Secondary brake control actuates service and parking brakes	
Retarder	Exhaust brake and transmission retarder	

DIMENSIONS



	mm	(ft-in)
A	3560	(11-8)
B	3450	(11-3)
C	3432	(11-2)
D	510	(1-10)
E	1540	(5-2)
F	2200	(7-2)
G	2860	(9-5)
H	1445	(4-9)

	mm	(ft-in)
I	2575	(8-5)
J	1310	(4-4)
K	2945	(9-8)
L	1690	(5-6)
M	1410	(4-9)
N	9930	(32-6)
O	755	(2-4)
P	2224	(7-3)

	mm	(ft-in)
Q	2986	(9-10)
R	6236	(20-5)
S	5010	(16-5)
T	4855	(16-0)
U	2705	(8-11)
V	2890	(9-6)

WEIGHTS		Tier 4 Final/EU Stage 4 Models		Tier 2 Models	
Net Distribution		kg	(lb)	kg	(lb)
Front Axle		12,904	(28,448)	12,632	(27,849)
Bogie Axle, Leading		5,343	(11,779)	5,343	(11,779)
Bogie Axle, Trailing		5,472	(12,064)	5,472	(12,064)
Vehicle, Net		23,719	(52,291)	23,447	(51,691)
Payload		28,000	(61,729)	28,000	(61,729)
Gross Distribution		kg	(lb)	kg	(lb)
Front Axle		14,900	(32,849)	14,822	(32,677)
Bogie Axle Leading, Trailing		18,417 / 18,402	(40,602 / 40,569)	18,320 / 18,305	(40,388 / 40,355)
Vehicle Gross		51,719	(114,020)	51,447	(113,420)
Bare Chassis		17,555	(38,703)	24,760	(54,444)
Body		3,776	(8,325)	5,400	(11,905)
Hoists, pair		530	(1,170)	660	(1,455)

GROUND PRESSURE

These figures are at 15% shrinkage of unloaded radius and specified weights using:

Tyres	23.5 R25		750/65	
Unloaded	kPa	(Psi)	kPa	(Psi)
Front	128	(18.5)	108	(15.7)
Rear	54	(7.8)	45	(6.5)
Loaded	kPa	(Psi)	kPa	(Psi)
Front	180	(26.1)	150	(21.8)
Rear	172	(24.9)	140	(20.7)

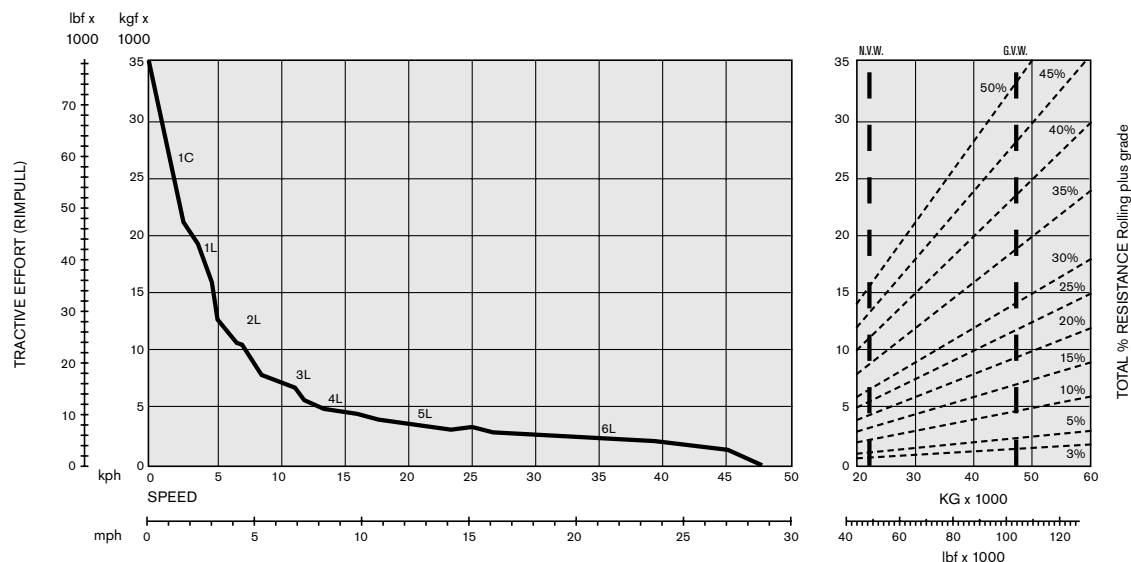
CAPACITIES

	litres	(gal)
Fuel Tank	370	(98)
Hydraulic System (Steering & Body)	256	(68)
Engine Crankcase	45	(11.8)
Cooling System	48.8	(12.8)
Transmission (inc filters and cooler)	55	(14.5)
Differential - Front & Rear (each)	22	(5.5)
Differential - Centre	23	(6.0)
Planetaries - (each)	7.5	(2.0)
Brake Cooling System	-	-
DEF System*	38	(9.8)

*only applicable on Tier 4i model

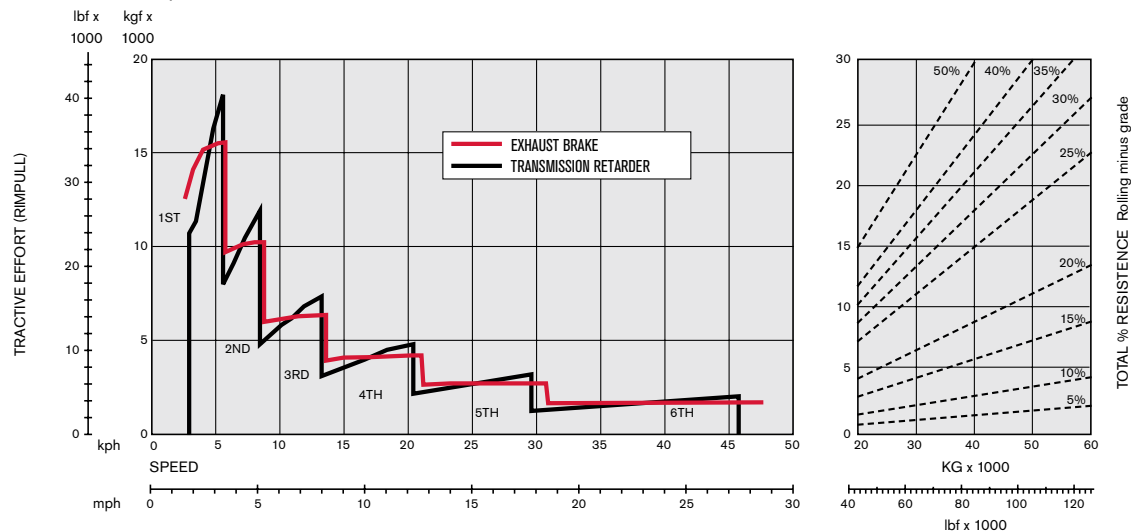
GRADEABILITY

Unit equipped with 23.5 R25 Tyres. Graphs based on 2% rolling resistance.



RETARDATION

Instructions: From intersection of vehicle weight with percentage resistance line read across to determine maximum gear attainable, and then downwards for vehicle speed.



STANDARD EQUIPMENT

CAB AND OPERATOR

Air Conditioning	✓
Air Filter Restriction Indicator	✓
Auxiliary Power Outlets 12V & 24V	✓
CD/Tuner/MP3 Connectivity	✓
Coat Hook	✓
Engine/Transmission/Hydraulic Diagnostic Facility	✓
Heating, Ventilation & Air Conditioning System (HVAC)	✓
Insulation, Thermal and Acoustic	✓
Interior Light	✓
Mirror Rear View (4)	✓
Mug Holder	✓
Rear Vision Camera/Monitor	✓
ROPS/FOPS Protection ISO3471/3449	✓
Seat Belts Retractable J386	✓
Seat, Operator, Air Suspension, High Back, Headrest and Adjustable Armrests	✓
Seat, Trainer	✓
Steering Wheel, tilt/telescopic	✓
Storage Compartment	✓
Sun Visor (internal)	✓
Tinted Glass	✓
Window Protection Grille, Rear	✓
Wiper and Washer, Front and Rear Windows	✓

WARNING LIGHTS & AUDIBLE ALARM

Alternator Charging	✓
Body Up	✓
Differential Lock	✓
Direction Indicators	✓
Engine Air Filter Change	✓
Engine 'CHECK'	✓
Engine Coolant Level Low	✓
Engine Oil Pressure Low	✓
Engine Over-speed Active	✓
Engine 'STOP'	✓

WARNING LIGHTS & AUDIBLE ALARM (cont'd)

Exhaust Brake	✓
Front Brake Accumulator Pressure	✓
Headlight High Beam	✓
Headlights Active	✓
Hydraulic Oil Filter Change	✓
Hydraulic Oil Level Low	✓
Low Fuel	✓
Parking Brake	✓
Rear Brake Accumulator Pressure	✓
Secondary Steering	✓
Transmission Check	✓
Transmission High Oil Temperature	✓
Transmission Retarder	✓

GENERAL

Articulation and Oscillation Lock	✓
Battery Master Switch	✓
Body Prop	✓
Brakes Fully Hydraulic Dual Circuit System	✓
Diagnostic Pressure Test Points	✓
Differential Locks	✓
Electronic Assisted Body Hoist Control	✓
Emergency Body Lower (EU Only)	✓
Engine/Transmission/Hydraulic Electronic Management System	✓
Exhaust Brake	✓
Exhaust Muffler	✓
Handrails on Fenders	✓
Horn, Electric 117db	✓
Hydraulic Filter Restriction Indicator	✓
Hydraulic Oil Cooler	✓
Independent Suspension	✓
Modulating Cooling Fans	✓
Mudflaps at Front and Centre	✓
Neutral Start Interlock	✓

GENERAL (cont'd)

Pivot Protection Guard	✓
Rear Light Guards	✓
Reverse Alarm Audible J994	✓
Secondary Steering	✓
Security Kit	✓
Tilting Cab for Maintenance	✓
Tow Points, Front and Rear	✓
Transmission Downshift Inhibitor	✓
Transmission Oil Cooler	✓
Transmission Retarder	✓
Transmission Sump Guard	✓
Tyre Inflation Nitrogen	✓

GAUGES

Body Tip Counter	✓
Brake Oil Temperature	✓
DEF Level Gauge (T4 variant only)	✓
DEF Level Warning (T4 variant only)	✓
Engine Coolant Temperature	✓
Fuel Consumption/ Usage	✓
Fuel Level	✓
Hourmeter	✓
Hydraulic oil Temperature	✓
Speedometer/Digital Odometer/Tripmeter	✓
Tachometer	✓
Transmission Oil Temperature	✓

LIGHTS

Direction and Hazard Warning Indicators (LED on Rear)	✓
Front Working Lights, Roof Mounted	✓
Reverse Warning	✓
Side and Tail (LED)	✓
2 Halogen Headlamps Dipped Beam	✓
2 Halogen Headlamps Main Beam	✓

OPTIONAL EQUIPMENT

BODY OPTIONS

Body Side Extensions	✓
Emergency Body Lower Tier 2 and US Tier 4	✓
Heated Body	✓
Liner Plates	✓
Spillguard Extension	✓
Chain Operated, Scissor Type, Rear Tailgate	✓

MIRRORS

Mirror Front Mounted	✓
Mirror with Wide Angle	✓
Mirrors Heated	✓

LIGHTS

Beacon Flashing	✓
Fog Rear	✓
Rear Working Lights, Roof Mounted	✓
Reverse Flashing	✓

OTHER OPTIONS

Automatic Lubrication	✓
Fire Extinguisher	✓
First Aid Kit	✓
Parking Brake Guard	✓
Payload Monitoring System	✓
Seat Heated	✓
Tool Kit	✓
Haultrack Telematics *	✓

* Fitted as standard on EPA Tier 4 Final and EU Stage 4 engine machines. Ask for details.

Effective Date: February 2017. Product specifications and prices are subject to change without notice or obligation. The photographs and/or drawings in this document are for illustrative purposes only. Refer to the appropriate Operator's Manual for instructions on the proper use of this equipment. Failure to follow the appropriate Operator's Manual when using our equipment or to otherwise act irresponsibly may result in serious injury or death. The only warranty applicable to our equipment is the standard written warranty applicable to the particular product and sale and Terex Trucks makes no other warranty, express or implied. © 2017 Terex Trucks. Ref. no.: TTADTEN

Terex Equipment Ltd

Newhouse Industrial Estate, Motherwell, ML1 5RY

Tel: +44 (0) 1698 732121 Fax : +44 (0) 1698 734046

