



Teaching *for*  
**TRANSFORMATION**

# Design a Tract!

## (Video Link or Graphic Novel)

### 7th Grade Bible- OT Survey

Bruce Boice V. Inion Sr.  
Park Christian School Moorhead, MN



## Deep Hope:

To know HIM... and how that changes EVERYTHING!

## Long Term Learning Targets:

- 🎯 I can explain how Old Testament Narrative, Poetry, or Prophecy points toward Jesus Christ in the New Testament.
- 🎯 I can demonstrate how a disciple can become a worshipper of God by participating in God's call to go into all the world and proclaiming the Gospel to those who need to hear it.



## Curricular Outcomes:

(There are no State requirements for this curriculum.)

Park Christian School requires:

That Jesus be “proclaimed and seen in every book of the OT”

That students “understand their own sinful nature and need for a Savior”

That students “become familiar with impacting characters and events of the Old Testament”

*(According to PCS Subject Overview and Course Instructional Objectives- BI 700)*

## Habit(s) of Learning:

Courageous Designing- Students will design their own tract, video (with QR Code for sharing in person or on social media), or graphic novel. They will choose an Old Testament story, A psalm or poetry and describe how it points to Jesus, utilize this theme to present the Gospel and use this to invite someone to church, connect, learn more.

God Worshipping- Students will extend their talents artistically to express the glory of God and His attributes in a soluble and comprehensive way so as for people to get further connected via social media, church fellowship, youth group and other means of discipleship.



## See God's Story:

I want my students to see that the Old Testament has meaning and significance not only as it points to Christ and a deeper relationship with Him, but also how and what God did to win our hearts!



This is an example of a flyer/  
hand-out of the 7<sup>th</sup> Grade Old  
Testament Survey  
Production of the Story of  
Joseph (Cupbearer and Baker-  
Genesis 40) and how it points to  
Jesus. This would be distributed  
to the public for people to view  
and get connected to ministries,  
churches and further  
discipleship.



## Storyline:

This unit/activity connects to the Redemptive part of the Storyline!

## Photo of Storyline Display:





## Throughlines:

Servant Working- Students will use their video, tract or graphic novel to invite people to church, engage in conversation, and present the gospel to neighbors, friends and family and the unchurched.

Image Reflecting- Students will extend their heart and talents to engage all manners of people as they delight in the image of God inherent to all of God's created people.



## Formational Learning Experience:

**Real needs:** Students engaged in outreach!

**Real people:** Neighbors, the Lost, unsaved, unchurched

**Real work:** Give students the opportunity to witness, share the Gospel, invite someone to church, or connect. This will give individuals the preliminary steps to create relationships and doors for discipleship.

# INVITE

- Students were presented the details of the FLEx in class and were invited to participate in a full class production of a video on how the Story of Joseph, the Cupbearer and Baker in prison points to Jesus. This would serve as an example to them in their own personal projects. Students eagerly involved themselves in the costume design, script writing, filming, and editing and production of the class video.






## See God's Story:

Click or scan the following links to see how OT narrative points to Jesus! This link below shows a group project and would serve as an example to them as they produce their own projects.)

<https://youtube.com/shorts/BLJAVZHqwBI>






Teaching *for*  
**TRANSFORMATION**

## EMPOWER

- Students used their own creative means and talents to produce videos and invitations to church and distributed them to at least 5-10 neighbors in their sphere of influence prior to their local church services at Easter time. These invitations also included personal notes, candies and/or gifts as a means of garnering attention to their invitation.

Student's door hanger invitation to Church and to view how the story of Moses relates to Jesus!






Teaching *for*  
**TRANSFORMATION**

Students produced a bulletin insert/ invitation to view how the story of David and Goliath points to Jesus on the cross.



This video is how the story of David and Goliath points to the death of Jesus on the cross. We would like to invite you to the Easter Service at Harvest Valley Church, at Heritage Middle School, in Horace, contact [randyhahne@gmail.com](mailto:randyhahne@gmail.com). Or Salem Church in Moorhead. Enjoy this video! :)





Teaching *for*  
**TRANSFORMATION**

## Student Reflections:

1. What did I learn along the way? What challenges did I/we face during the FLEx?

I learned how disobeying God can result in consequences, but if you follow His instructions, He will reward you and others.



Teaching *for*  
**TRANSFORMATION**

What  
Throughlines did  
you use in the  
creation of you  
FLEx?

God Worshipping  
Idolatry Discerning  
Creation Enjoying ✓  
Beauty Creating  
Order Discovering  
Justice Seeking  
Servant Working  
Earth Keeping  
Community Building ✓  
Image Reflecting

How did that happen?

I grew closer with Macie. We were able to  
hang out with each other. We enjoyed  
creation by spending time outside  
delivering the door hangers.



Teaching *for*  
**TRANSFORMATION**

God Worshipping  
Idolatry Discerning  
~~Creation Enjoying~~ *oops*  
~~Beauty Creating~~  
Order Discovering  
Justice Seeking  
Servant Working  
Earth Keeping  
Community Building  
Image Reflecting

How did that happen?

*I enjoyed creating, and going out to hand out  
a result of the skills the LORD gave me.  
I got to make something very important  
to me.*

What  
Throughlines did  
you use in the  
creation of you  
FLEx?



3. How can I use what I learned from the FLEx in the future?

No matter how scary things are, like handing out the slips I can do it



3. How can I use what I learned from the FLEx in the future?

I can have a deeper understanding of the story of Moses and how so many old testament stories point to Jesus. I can use the skills I got from creating videos too.



## Teacher Reflections:

How were the Deep Hope and long-term learning targets realized: Students were actively engaged in researching and exploring Old Testament scripture and investigating the connections in the Biblical narrative to Jesus Christ. They extended their creative talents in order produce something that was entertaining, speaks to a new generation, and creates opportunities for discipleship connections. Kids loved the opportunity to do something that engaged them into community!