



Teaching *for*  
**TRANSFORMATION**

# Growing A Community Garden

## 3rd & 4th Grade Science



Mrs. Frederick's Class  
Muscatine Christian Academy



## Deep Hope:

To GROW in our *relationship with God* as we **learn, explore, and delight** in *His creation*.

*2 Peter 3:18 "But grow in the grace and knowledge of our Lord and Savior, Jesus Christ."*

Our deep hope  
is to grow in our relationship  
with God  
as we learn, explore, and  
delight in His creation.

"But grow in the grace  
and knowledge of our Lord  
and Savior, Jesus Christ."  
- 2 Peter 3:18



Teaching *for*  
**TRANSFORMATION**

## Long Term Learning Targets:

- 🎯 I can... develop a deep appreciation of God's creation by learning how to care for it.
- 🎯 I can... explore the plant life cycle through planting seeds and growing and caring for plants.
- 🎯 I can... create a plan to help others in need within my community.

## Curricular Outcomes:

### Student Reflections/Journals

4-LS1-1. Construct an argument that plants and animals have internal and external structures that function to support survival, growth, behavior, and reproduction.

### Designing/Planning the Garden

3-5-ETS1-1. Define a simple design problem reflecting a need or a want that includes specified criteria for success and constraints on materials, time, or cost.





Teaching *for*  
**TRANSFORMATION**

## Habit(s) of Learning:

### Joy-Filled Collaborating

- Students worked together with excitement to plan the garden.
- Students shared the responsibility of caring for the plants and the garden.



## See God's Story:

God created the earth and all of the wholesome food that it produces. He intended for our food supply to be abundant and nutritious. We know that God provides everything that we need. We are called to be servants to others and help those in need. God uses people to help other people.

*"And my God will supply every need of yours according to his riches in glory in Christ Jesus." -Philippians 4:19*



## Storyline:



## *Growing With God*

Students are “Growing with God” as they **learn** about plants, **explore** nature, serve others, and **delight** in his creation.





Teaching *for*  
**TRANSFORMATION**

## Throughlines:

### Throughline #1: Earth Keepers

- Students learned about soil and composting
- Students explored why growing a garden is beneficial
- Students planted seeds
- Students took care of the plants

### Throughline #2: Servant Workers

- Students created a plan to serve others by sharing the garden produce



Students are adding  
compost to the  
compost bin.



## Formational Learning Experience:

**Real needs:** Students recognize that healthy foods (fruits, vegetables etc.) are necessary for healthy bodies.

**Real people:** Our students and people who aren't able to grow healthy plants to eat

**Real work:** Students want to use their knowledge of plants to grow a garden and provide healthy produce for people in our community.



Teaching *for*  
**TRANSFORMATION**

## INVITE

- A guest speaker came and gave us background knowledge about soil and planting seeds.
- Students collaborated with a partner to come up with 3 ways that we could use our knowledge of plants to help others in our community.



Guest Speaker talking about soil and planting seeds.



Teaching *for*  
**TRANSFORMATION**

## NURTURE

- Students recognized that they could use food/produce to serve others.
- Students planted seeds and journaled the plants growth.







Teaching *for*  
**TRANSFORMATION**







Teaching *for*  
**TRANSFORMATION**

## EMPOWER

- Students collected food scraps at lunch to add to our compost bin.
- Students shared the responsibility of watering and caring for the plants.
- Students took the plants home to continue to grow, harvest, and share the produce.







Teaching *for*  
**TRANSFORMATION**








## Student Reflections:

“I can teach other people how to plant a garden.”

“(Planting a garden) takes patience, care, and time.”

### I CAN HELP OTHERS BY...



Planting a garden. I can give other people fresh vegetables. I can teach other people how to plant a garden. I learned... How to plant a garden and what supplies I need to plant a garden.

### I CAN HELP OTHERS BY...




planting a garden. Then give someone some fresh veggies. Maybe they will be happy and love it.

I learned that planting a garden can change someone's life. It takes patience, care and time.




Teaching *for*  
**TRANSFORMATION**

## I CAN HELP OTHERS BY...



I can help other by planting a garden. I can help people who need food. The people would eat fresher food. I learned that a seed needs water, air, and worms. I also learned that you need to space the plants evenly.  
X Gaidh

## I CAN HELP OTHERS BY...<sup>Alice</sup>



Planting a garden. It can help them save more money on healthy food. Having more nutritious food to eat is important. Giving them some more food makes me feel good. I learned that growing a garden with organic food is important. You also get to use the soil you want to use.

“I can help people who need food.”

“Having nutritious food to eat is important. Giving (food) makes me feel good.”

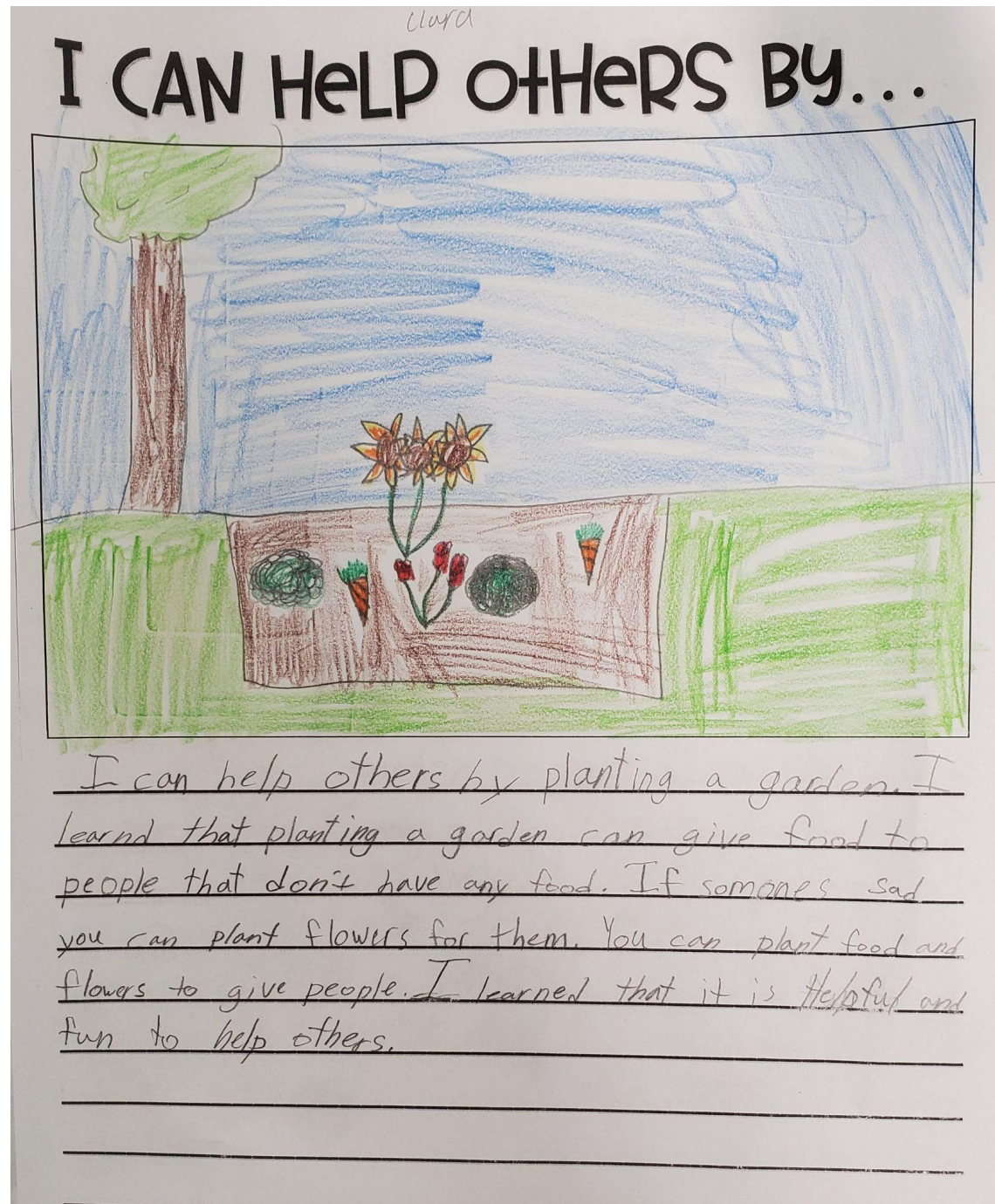




Teaching *for*  
**TRANSFORMATION**

“Planting a garden can give food to people that don’t have any food...it is fun to help others.”

“I can show God’s love to others by sharing food.”

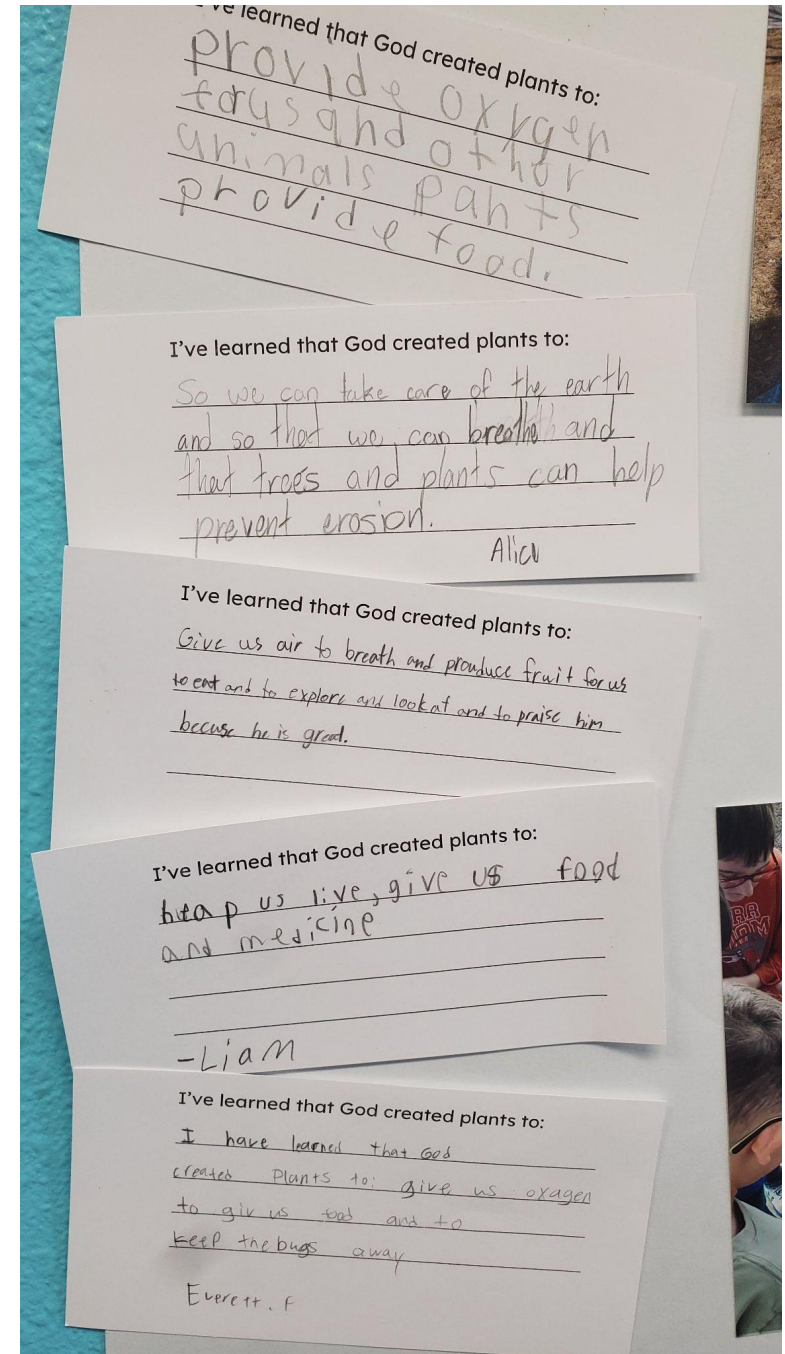




Teaching *for*  
**TRANSFORMATION**

I've learned that....

“God created plants to give us  
air to breathe and produce fruit  
for us to eat...to look at and to  
praise Him because He is  
**GREAT!**”







Teaching *for*  
**TRANSFORMATION**

## Teacher Reflections:

Students were “Growing with God” as they deepened their appreciation for His creation by planting and caring for a garden. They demonstrated that we can serve God by serving others. It takes patience, time, and love to GROW; but we know that God is patient and loving towards us and He has equipped us to be the same towards others.





Teaching *for*  
**TRANSFORMATION**



# Checklist for website publication

As part of our ongoing curation of TfT stories, we invite you to prepare your TfT story for inclusion on our website! Please complete the checklist (right) and email your PowerPoint to your school designer. Please include your information below so we can reach out to you with questions, should they arise.

Name:

Email:

School:

## Overall:

- ☐ Story is easily understood by someone not familiar with it.
- ☐ Permission for student names/photos to be shared throughout TfT network
- ☐ Spelling/grammar/sentence structure
- ☐ Links are active (and are linked to items that can be shared throughout TfT network)
- ☐ Photos & artifacts included and plentiful; photos and student reflections are used to tell the story

## Slides include:

- ☐ Deep Hope
- ☐ Long Term Targets
- ☐ Curricular Outcomes
- ☐ Habits of Learning
- ☐ See God's Story
- ☐ Storyline
- ☐ Throughlines
- ☐ FLEx
  - ☐ Includes real work, real needs, real people
  - ☐ Involves "top 3 tier" real people
  - ☐ Tied to curricular outcomes
- ☐ Invite
- ☐ Nurture
- ☐ Empower
- ☐ Student Reflection
- ☐ Teacher Reflection