



Fleet Tracking Solution Buyer's Report

Fleet Tracking System That
Improves Operations





Buyers Guide

Introduction

When it comes to being the best fleet manager, having the best tools in your toolbelt is half the battle. As a fleet manager, your goals include organizing and coordinating fleet vehicles so your business can improve its efficiency, reduce its costs, and comply with government regulations. All aspects of fleet operations are under your control, including safety, maintenance, finances, driver retention, daily tasks, and everything in between.

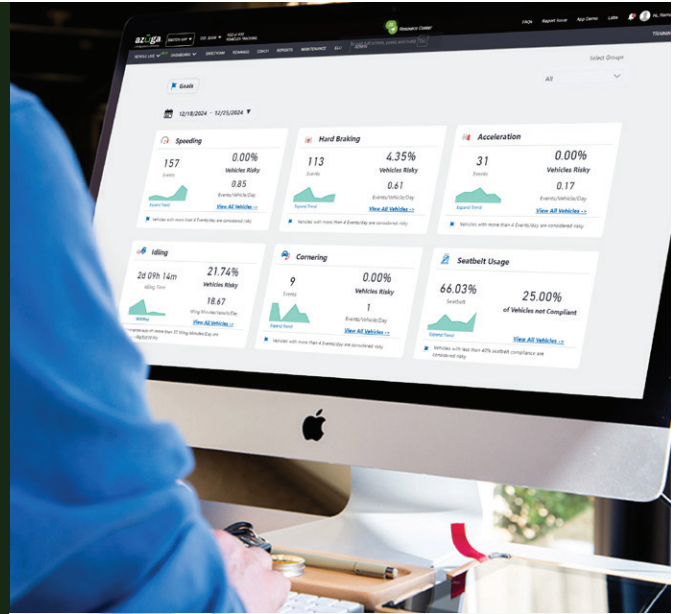
It's only natural that as customer demands become more severe than ever, fleets become bigger and the job becomes overwhelming and difficult to manage. That's why technology has developed ways to take the burden off of us and automate a lot of our daily procedures. A wide array of fleet technology solutions exist, from dashcams to asset trackers to maintenance alerts to fleet management software and more. These tools help us accomplish more for our businesses than ever before. We can save money when costs are higher than ever, promote safety when driving is riskier than ever, and remain efficient when standards are the highest they've ever been.

Let's dive into how fleet management looks today with these technology solutions in mind, spanning across all concerns that fleet managers address.

Chapter 1

Operations

Your day-to-day operations are the oil that keeps your fleet machine moving. Your job as a fleet manager is to ensure that everything runs smoothly. Azuga's fleet management solution can help you tackle all of the moving parts involved with making your fleet operate at top efficiency, without cutting any corners or leaving any gaps. Let's go over some of these technology solutions you can use to boost your fleet operations.



Route Optimization Software

Route optimization software uses algorithms, machine learning, and satellite data to create the most efficient route to your driver's destination, including any necessary stops along the way. Efficient in this case means taking the least amount of time and using the least amount of fuel. The best route optimization software like Azuga Routes updates in real-time whenever a new order comes in or a job is canceled. It also updates whenever traffic patterns change throughout the day. It also uses historical data to eliminate delays such as rush hour traffic or school zone delays that it detects happening regularly. Both of these features ensure that your drivers don't waste their time sitting in traffic jams instead of helping your customers or making deliveries.

With [Azuga Routes](#) you can complete more jobs, save money, and improve the customer experience. We will discuss all of the ways how later in this guide. Azuga's route optimization software offers features that make it fully customizable and easy for your business to integrate:

- ✓ Add multiple stops
- ✓ Adjust routes as needed throughout the day
- ✓ Hands-free navigation
- ✓ Integrate customer information



Route Optimization Software Resources:

[How the Best Route Optimization Software Streamlines Operations](#)
[How Does GPS with Route Optimization Help Drivers Save Time](#)
[Why Route Optimization Software will be More Critical Than Ever in 2022](#)
[5 Tips For Managing Delivery Route Optimization Software Better](#)
[How the Best Route Optimization Software Streamlines Operations](#)
[How Route Optimization Apps Can Help Your Fleet](#)
[Route Optimization Software Tips for 2022](#)

Telematics

Telematics can track various data points, such as speed, location, fuel efficiency, HoS, maintenance requirements, and more. Fleet managers can combine GPS tracking with dash cams and asset tracking to provide more detailed information. Azuga's telematics hardware is simple to install. Simply plug a tracking device into the OBD port, and it's ready to go. Then, the device transmits data to the office's fleet tracking software for fleet managers to access in real-time. Finally, software consolidates this information into reports, making it easy to find patterns and data businesses need to make decisions. It's easy to obtain the necessary data, and it has a variety of uses for fleet managers.

Three types of telematics devices that you may see at play in the fleet industry include:



GPS

You likely recognize telematics mainly through GPS technology. Telematics can pinpoint precisely where your vehicles are and their current status. We mentioned some of the insights that telematics can gather earlier, but here's a clearer picture of what data this technology can provide:

- ✓ Vehicle speed
- ✓ Incidents of harsh braking or tight cornering
- ✓ Vehicle diagnostics and health
- ✓ Geofencing
- ✓ Dashcam recordings
- ✓ Driver ID



Telematics Resources:

Here are some Articles we've written about telematics.

- [Is Navigation from Telematics Right For You?](#)
- [How Does Telematics Work?](#)
- [What is Telematics?](#)
- [An Overview of Construction Equipment Telematics](#)
- [The Future of Telematics Technology](#)
- [What is Telematics Navigation?](#)

Dashcams

You may be surprised to learn that dashcams and telematics are connected. Dashcams can monitor a lot of data, including who is operating a particular vehicle and where. Azuga's [AI dashcams](#) can also detect many safety-related behaviors, so you can always ensure your drivers are at their best on the road without being in the vehicle.


Vehicle Sensors

Vehicle sensors are becoming more common in vehicles. You'll know them as the alarms that go off when your vehicle gets too close to an obstruction. This technology is critical in keeping drivers safe and can save fleets money on insurance. These sensors can also benefit other drivers by alerting people when trucks are turning or reversing.

We will go over the many benefits of telematics throughout this article, but its main use is to be used to track vehicles throughout the day. You can tell where drivers are, what the status of their vehicle is, and check in if anything seems to be amiss.

Fleet Data

Fleet management data is a tool that every fleet should be using to its fullest advantage. It can be used across all aspects of fleet management, from safety to finances to customer service, even to improving a fleet's efficiency. Having access to fleet data is critical when making decisions for your fleet. Let's go over the kinds of fleet data that you can obtain using the tools we've mentioned, such as telematics, dashcams, and more.



Job and Customer Data

One tool that you will use every day if you have it is field service management software. This software completely revolutionizes your fleet's day-to-day operations. You can view data on these jobs and your employees throughout the day and over a more extended period, meaning you have a comprehensive view of anything you want to know regarding your fleet's daily operations. Data from one-time, recurring, or multi-day jobs is available, helping you make decisions regarding how to allocate employees where they are needed.

With this data, you can make critical decisions such as prioritizing jobs, deciding schedules, optimizing routes for the day, rearranging employees, and even assigning specific technicians based on their skill sets. This way, you get more jobs done in a shorter amount of time. Furthermore, an expansive CRM saves customer data such as job history and favorite technicians, allowing you to provide better customer service based on the data you gather over time.

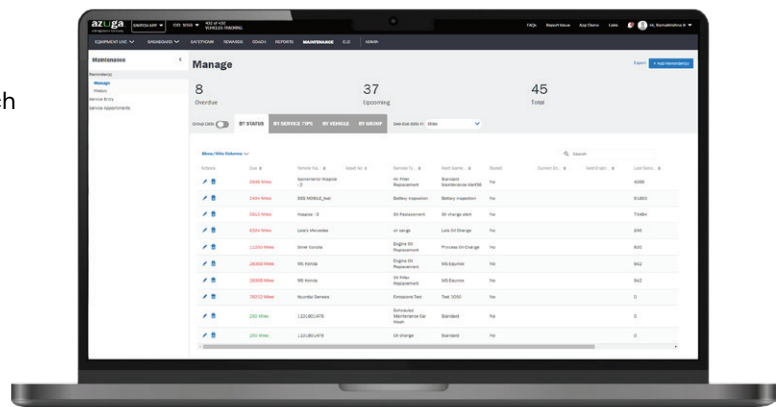
Safety Data

While we will discuss more about safety in the next chapter, it is important to highlight safety reports that you can obtain using Azuga's fleet management software. With driver behavior reports, you can more easily see patterns and better analyze a driver's overall behavior. When you get the occasional real-time alert, it's easy to dismiss, but seeing how often they happen over time can be more eye-opening. You must understand how often these events truly occur to get a clear picture of a driver's habits.

Maintenance Data

Azuga's fleet maintenance dashboard tracks information about your vehicles' health. The fleet management software from Azuga summarizes it all nicely into a report like this below that informs your team about how you can move forward.

You can access reports on your vehicles' maintenance over time. If you see the same part needing maintenance repeatedly, you can determine if that part needs to be replaced. You may even be able to derive problems with driver behavior based on issues that come up in maintenance. There are a variety of uses for maintenance data, so it is undoubtedly something to track. We will go more into detail on chapter three but there is further reading below at the Azuga blog on this subject.



Fleet Data Resources:

Here are some blog articles we've written about fleet data.

[What Industries Are Using Fleet Data to Improve Operations?](#)

[How to Make Fleet Data more Actionable](#)

[Top Tools for Fleet Data Management](#)

[Benefits of Fleet Data Systems for Small Business](#)

[How Fleet Data Can Help Managers Make Better Decisions](#)

Fleet Data

Fleet management data is a tool that every fleet should be using to its fullest advantage. It can be used across all aspects of fleet management, from safety to finances to customer service, even to improving a fleet's efficiency. Having access to fleet data is critical when making decisions for your fleet. Let's go over the kinds of fleet data that you can obtain using the tools we've mentioned, such as telematics, dashcams, and more.



Dispatching

Dispatching is made easy with Azuga Fleet Mobile. Efficiently dispatch drivers with just the swipe of a finger using Azuga's state-of-the-art GPS tracking technology. See where drivers are in real-time and update their jobs directly from your phone. Then, they can use their apps to see those updates, accept the jobs, and view the route to their destination.

Fleet Mobile also captures data from drivers' vehicles, creating comprehensive trip logs that show you everything your drivers have been up to during the day, giving insights into improving efficiency and maximizing resources.





Azuga Coach

[Azuga Coach](#) provides a series of online safety training lessons for drivers to improve their driving habits. Topics include:

- ✓ Preventing Rear-End Collisions
- ✓ Avoiding Collisions at Intersections
- ✓ Breakdown Safety
- ✓ Avoiding Aggressive Driving
- ✓ Avoiding Collisions while Backing and Parking

This software analyzes a driver's telematics data and assigns them specific training videos based on their driving behaviors. These targeted lessons ensure that drivers only receive relevant information so they can improve themselves efficiently.

DriveSafe

[Azuga DriveSafe](#) blocks specific apps on smartphones while a driver is driving to prevent distractions on the road. It allows essential job-related apps such as GPS navigation, approved applications, and allowed numbers, but it does not allow apps that may distract the driver or calls that are not pre-approved. It automatically tells those who call and text that the driver is on the road and the caller should try again later. This app is currently only available for Android devices.



Fleet Tracking Mobile App Resources:

[Enterprise Fleet Management From Azuga's Mobile App](#)

[Fleet Tracking that Drivers & Management Can Get Behind? The Azuga Fleet Mobile App Does It!](#)

[How Your Drivers Can Benefit From Using a Mobile Fleet Tracking App on Their Phones](#)

Chapter 2

Safety

The safety aspect of fleet management is perhaps the most crucial. After all, keeping your drivers safe is a vital part of maintaining your business's reputation, ensuring your drivers stay on board, and keeping compliant with federal regulations. To keep your fleet safe, you must create a fleet safety program. A fleet safety program is a set of policies and procedures for your fleet that promotes safety in all aspects of the job. We'll learn more about these programs in this chapter.



How to Create a Fleet Safety Program

Creating a fleet safety program involves four steps. It is a lengthy and tedious process, but it is absolutely vital to the success of your fleet. This section will guide you through creating the program.

Step 1
Create an Outline

Step 2
Obtain Proper Approvals

Step 3
Expand on the Program

Step 4
Implement the Program

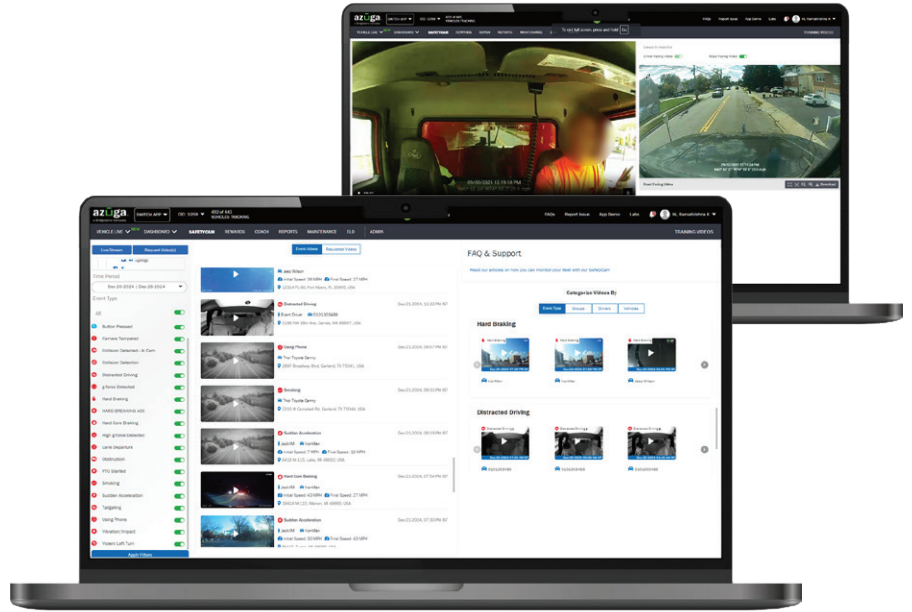
Step 1 Create an Outline

You must take an organized approach to creating your fleet safety program if you want it to be effective. When beginning the outline progress, you will want to meet with key stakeholders, including your legal sales or service, risk management, human resources, or other representatives in the company who will need to partake in discussions relating to your team's safety.

It may help to organize your outline into bullet points. Some bullets that might be beneficial to include might be:

- ✓ **Training:** Take advantage of training tools like [Azuga Coach](#) that contextualize lessons with real data.
- ✓ **Motor Vehicle Records (MVRs):** Screen potential hires' MVRs and regularly check on those of your current drivers

- ✓ **Communication:** How will you communicate the plan to your drivers?
- ✓ **Rewards Programs:** Programs like [Azuga Rewards](#) encourage drivers to develop safe habits by gamifying the process with safety scores and gift cards.
- ✓ **Accident Review:** What happens in the event of an accident?
- ✓ **Telematics:** You can use telematics to gather data on your drivers' habits and use it to encourage better ones.



Step 2 Obtain Proper Approvals

Once you complete the outline, you will need to present it to the proper authorities to get approvals to go forward with your fleet safety program. If you can get support for your program, it will be easier to implement it in the future.

You should first get approval from your immediate supervisor. Be sure to emphasize that you want the program approved by a senior executive and be ready to justify why. This way, your direct supervisor can help your program get through the ranks to the executive suite.

Your approvals should come in an e-mail or a hard copy memo from the CEO that endorses the program. Ensure that it gives you the full authority to enforce the program without exception.

Step 3 Expand on the Program

Once the outline has passed the approval process, it's time to flesh out the details of the outline. These details include how it will be announced and implemented.

Later in this chapter, we will cover specific details that your safety training program should include. Still one crucial aspect is that these factors be communicated clearly to the team to ensure that they understand what is expected and can perform to the best of their abilities.

Step 4 Implement the Program

Now, you are ready to introduce and implement the program. You can formally announce your new program via e-mail or through the fleet website, or through any method you otherwise choose. You just need to make sure that it is easily accessible to all employees. Make sure you include the executive endorsement and ensure the tone of the announcement is positive. Emphasize your concern for safety and be detailed about each element of the safety training program. If you introduce the program smoothly, the implementation should also go smoothly.

Determine what form the training of drivers should take, such as behind-the-wheel training. Be sure to include meetings, whether online or in person, as long as you regularly check in with your employees. If drivers have high points on the MVR, you will want to emphasize mandatory additional formal training. No matter the training method you choose, make adjustments as you feel necessary to make it more effective.

The Key Elements of a Fleet Safety Program

When creating your safety program, you must consider elements that will ensure your fleet is both safe and effective. These elements are different for every fleet, but every fleet business can generally apply four specific elements.

- ✓ **Safety Policies:** Your policies should address personal use of vehicles, distracted driving, defensive driving, and other safety issues. Remember to keep these policies up to date and review them regularly.
- ✓ **Standard Operating Procedures:** Procedures for all drivers to obey, including qualifications, license requirements, responsibilities, and accident procedures
- ✓ **Maintenance Needs:** You should employ a fleet maintenance checklist for all your fleet vehicles and adhere strictly to it, checking your vehicles each time you start your route. We will go over fleet maintenance checklists in a later chapter.
- ✓ **Driver Identification:** Fleet managers must always know who is driving what vehicle. Knowing who is authorized to drive each vehicle and for what purpose is a critical part of fleet tracking that often slips by many fleet managers.
- ✓ **Screening Process:** Fleet managers must run thorough background checks on their drivers, including criminal history checks, traffic violation checks, drug and alcohol violations, and Motor Vehicle Reports (MVRs).
- ✓ **Driver Behavior Monitoring:** Track driver performance data with fleet safety technology
- ✓ **Accident Response Plan:** Drivers should be prepared to respond to and report accidents
- ✓ **Efficient Scheduling:** Give drivers enough time to complete their trips without rushing and communicate with drivers clearly



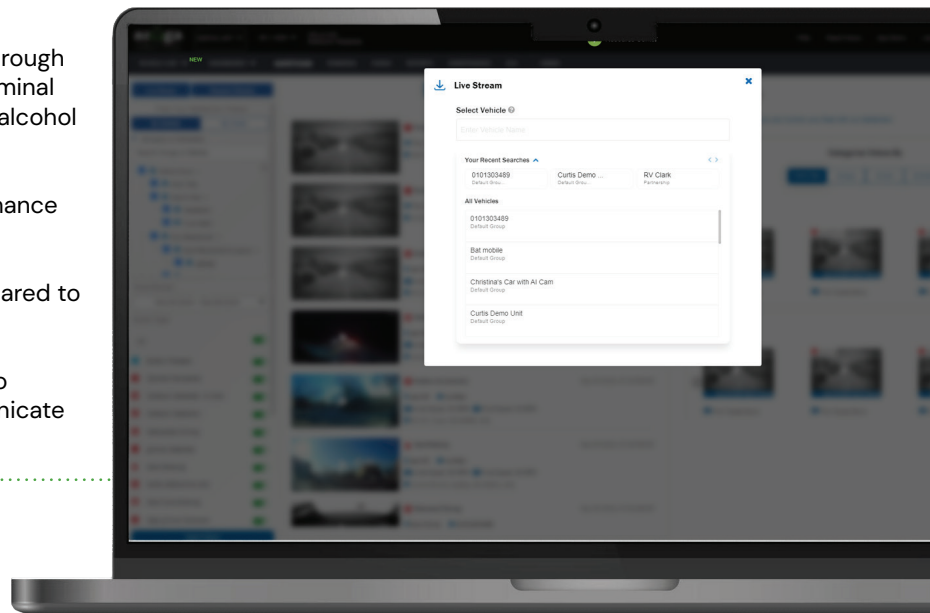
Fleet Safety Resources:

[Fleet Safety Program](#)
[Best Practices Guide for a Fleet Safety Program](#)
[Technology to Support Your Fleet Safety Program](#)
[Key Elements For a Fleet Safety Program](#)
[How Driver Rewards Programs Can Help Reduce Shortages and Fight Rising Gas Prices](#)
[What Is Geofencing and What Are Its Benefits?](#)
[How Geofencing Sets Up Fleets for Optimal Efficiency](#)

Tools You'll Need for a Fleet Safety Program

Tools and technology improve every day and serve as excellent aids in your safety goals. Investing in the right tools is critical in creating your fleet safety program. These are just some of the tools that may be useful for your fleet's program.

- ✓ **Telematics:** You can use telematics to spot dangerous driving habits like speeding, harsh braking, rapid acceleration, and similar behaviors. Even better, you can set up alerts to determine when these behaviors occur so you can take corrective action immediately and prevent potential accidents. Azuga's telematics solution installs in just 20 seconds. Check out how easy it is in this [video](#).
- ✓ **Route Optimization:** Route optimization gives drivers confidence in where they're going. It can also eliminate dangers like left turns and U-turns. We will dive more into route optimization software later down the line.
- ✓ **Geofencing:** If your drivers behave unexpectedly, you'll be the first to know. It also prevents the theft of vehicles and increases the chances of finding them if stolen. This is just one of the many features included in Azuga's state-of-the-art [fleet tracking solution](#).



Chapter 3

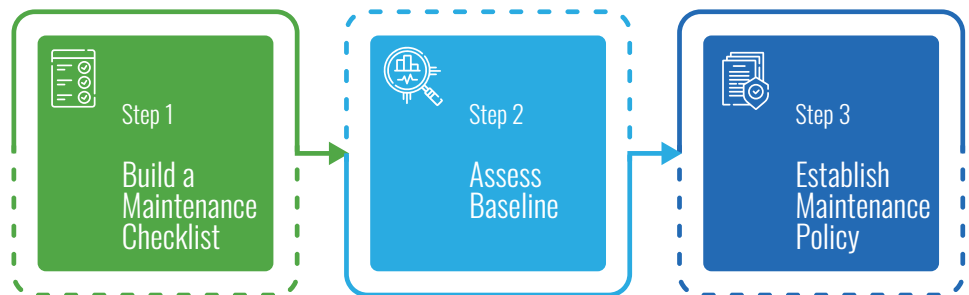
Maintenance

Maintenance is another major aspect of fleet maintenance that you must keep up with as a fleet manager, but the more vehicles that you have, the more difficult it becomes. You have new vehicles coming in while old vehicles age out, different vehicles being used for different purposes, and all kinds of things that can go wrong when you're working with heavy duty trucks. However, that doesn't make it any less important that your vehicles remain safe and reliable. It is important not only for your drivers' safety and everyone else on the road, but also for your fleet's efficiency. A breakdown can be devastating for your business; it wastes time, money, and manpower that most companies simply don't have.

To avoid breakdowns, your first step is creating a Fleet Maintenance Plan. This is a very involved process, just like creating a Fleet Safety Program, but it will pay off tenfold when your fleet is operating at its maximum efficiency. And with the right technology supporting your maintenance plan, you can seamlessly pull it off.



How to Create a Fleet Maintenance Plan



Step 1 Build a Maintenance Checklist

You may be surprised to learn that this is the first step, but it is critical to base the rest of your plan on a maintenance checklist. Of course, there are a million things that can go wrong with a vehicle! How can you possibly know what to include on your checklist? Don't worry, the next section will outline what you should include on your maintenance checklist in far more detail. For now, just know that it should be a comprehensive list, and should be checked over every time your vehicle is brought in.

Step 2 Assess Baseline

You can't progress if you don't know your current status. This means you should have your current vehicle data in a database and should integrate this data with fleet management software to ensure efficiency. During this step, sending your vehicles to the shop for complete diagnostics, a test drive, and a fluid check is also essential. You'll run through the vehicle checklist and address any possible issues.

At this stage, you may run across issues that must be addressed with your current vehicles or even decide that vehicles need to be replaced. Regardless of what you find, spotting problems before you move forward is critical. If your documents aren't digital, your next step is to update them. This is where fleet management software comes in! Azuga's [fleet maintenance solution](#) can help you digitize your documents, so everything you need to know is one place. You will always be able to access your vehicles'

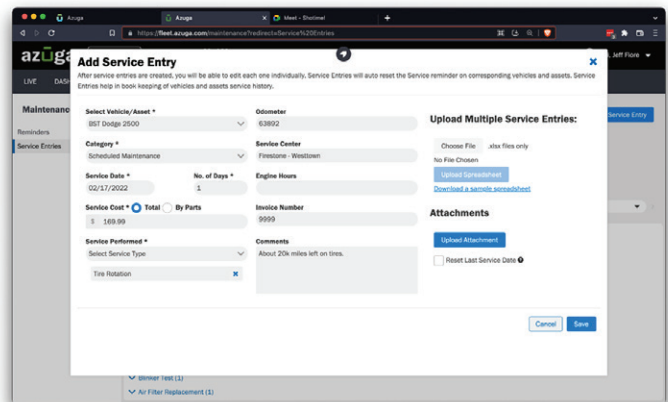
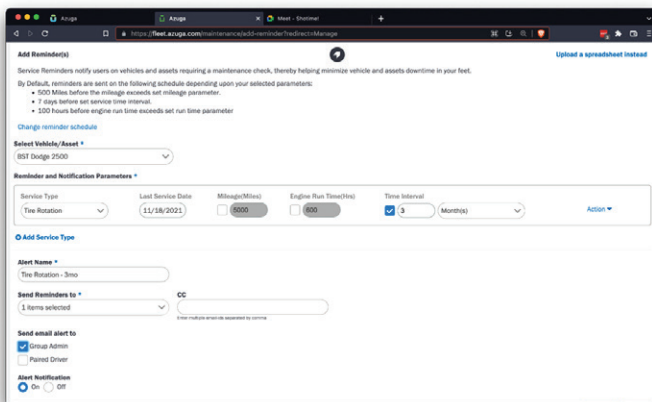
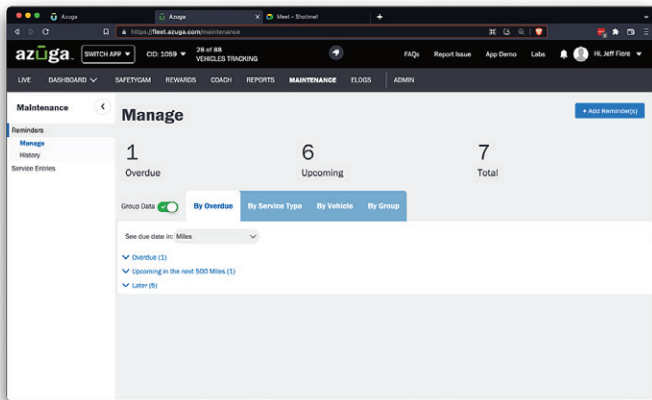
histories, who worked on them, what was wrong, and how it was resolved. This makes it easier to detect patterns and even determine when it may be time to replace a vehicle or part. Once you have digital documents and fleet software, start inspections.

After completing the vehicle inspection, fix all vehicle issues. You may need to replace vehicles where necessary.

Step 3 Establish Maintenance Policy

Here is where you build your actual plan. You'll establish parameters for your fleet vehicles and drivers and implement policies for your team. Policy building and implementation help your team adjust to the changes you make, but it also ensures that you're reaping all of the benefits of preventative maintenance. This includes reduced costs for labor and repairs, reduced downtime, and improved efficiency. Here is a good place to take advantage of maintenance software as well.

Scheduled maintenance alerts tell you when to bring your vehicles in for maintenance, whether that be for regularly scheduled maintenance or when telematics detects something wrong with the vehicle. Either way, Azuga's scheduled maintenance software should be a support for your maintenance policy, and along with your inspections, should cover any gaps. Here is a what a scheduled maintenance alert looks like in the Azuga fleet tracking dashboard.



How to Build a Maintenance Checklist



A fleet maintenance checklist is just what it sounds like. It is a checklist of parts on a vehicle that you should check every time that maintenance is performed on a vehicle. Of course, every vehicle has different requirements, but in general, a fleet maintenance checklist should include:

- ✓ Body check
- ✓ Check frame and undercarriage condition
- ✓ Suspension
- ✓ Mirror check
- ✓ All exterior lights working
- ✓ Glass integrity
- ✓ Doors and windows operable
- ✓ Oil change
- ✓ Any leaks
- ✓ Fluids topped up (brake, steering, antifreeze, etc.)
- ✓ Basic engine check
- ✓ Replace windshield wipers if needed
- ✓ Brakes and rotors
- ✓ Oil filter change
- ✓ Tire pressure and tread
- ✓ Cooling and fuel systems check
- ✓ Rust check
- ✓ Transmission check (especially the mount)
- ✓ All belts and hoses in proper condition



- ✓ Driveshaft
- ✓ CV joints
- ✓ Rotate tires as needed
- ✓ Seasonal tire change
- ✓ Check seat and seatbelt integrity
- ✓ Heating, A/C, and defrost working
- ✓ Electrical system components
- ✓ Spark plugs
- ✓ Exhaust system
- ✓ Horn

The fleet maintenance checklist is only the first step in your fleet maintenance plan, but it is the most comprehensive and perhaps the most important.



"With Azuga, our billing is now based on mutual trust between the technician and customer. We have 100% confidence that we are billing for actual time, which is beneficial for both All-Lift and our customers."

—Jeff Bennett | Controller, All-Lift Ltd.



Why You Support Your Maintenance with Azuga



Safety

Fleet safety should be a top priority for any fleet business, as we discussed in the last chapter. Vehicles that aren't well-maintained are more likely to be involved in accidents. Keep your fleet safe by keeping its vehicles in top shape, and make sure you never miss a beat with scheduled maintenance alerts.



Lower Costs

You'll spend a lot less on maintenance and fuel when your vehicles are in their best condition. Less significant repairs lead to lower maintenance costs. And something as simple as keeping tire pressure up ensures that your vehicles waste less fuel. You'll be saving money left and right! We'll get more into how you can save with Azuga technology in the next chapter as well.



Reliability

When your vehicles are in the shop for repairs, that's lost time, and most importantly, lost revenue. Even worse when your drivers are standing on the side of the road with your vehicles waiting for a tow. If your vehicles are maintained better, they spend less time broken down.



Driver Satisfaction

Drivers are much happier when they're driving better vehicles. When they don't have to wonder if they're safe behind the wheel, their job performance improves, and their job satisfaction is much higher.



Compliance

Remember those federal regulations we mentioned earlier? There are plenty of federal, state, and local laws your fleet needs to abide by. Keeping your vehicles maintained (and keeping records of that maintenance) leads to fewer compliance issues. Azuga's digital records allow you to easily access the information you need on your vehicles' maintenance history.



Fleet Maintenance Plan Resources

[What Does Fleet Maintenance Mean?](#)

[What Is Fleet Maintenance?](#)

[30 Maintenance Items That Must Be on Your Fleet Vehicle Inspection Checklist](#)

[10 Fleet Maintenance Benefits You Can't Ignore](#)

[7 Fleet Maintenance Tips You Can't Ignore](#)

Chapter 4

Savings

Costs have skyrocketed in recent years, and few have been hit harder than those in the fleet industry. With the supply chain under more strain than ever, the cost of everything has gone up, and businesses are under more pressure than ever to save money. That means that you as a fleet manager need to find ways to cut costs while maximizing productivity. How is this possible? Using fleet management best practices and the best in fleet technology, there are three areas where you can save money for your business: **money, insurance, and fuel. Let's dive in and find out how!**



How to Save Money on Fleet Maintenance



In the last chapter, we discussed how to boost your fleet's maintenance capabilities, and while we did discuss costs briefly we did not go into great detail. Let's do that here. First, what are the costs we're dealing with when it comes to maintenance? There are actually three categories to consider:

✔ **Capital:** Anytime you purchase a vehicle, there's a possibility that a different decision could have led to a greater ROI. This gap in ROI is a hidden cost of obtaining fleet capital.



✔ **Repairs:** Repair costs for fleets often increase every year. It's possible to reduce the rate of this increase by engaging in preventative maintenance with quality maintenance providers.

✔ **Depreciation:** It's impossible to prevent devaluation entirely, but you can slow it down. If you keep up with preventative maintenance, you'll find your vehicles remain in good condition longer.

So how can we reduce these costs? Let's break down five ways to do so.

1. **GPS Tracking Software:** When you have constant insight into your vehicle performance, it is easier to lower your TCO. Azuga's GPS tracking software will update you in real-time regarding a wide array of information about your fleet, from fuel use to safety. It can track location, unsafe driving habits like hard braking, and concerning events like vehicle theft.
2. **Route Planning Software:** We know so far that Azuga routes gets you where you need to go as efficiently as possible. Therefore, we can logically conclude that this reduces wear and tear on your vehicles that builds up over time.
3. **Replace Aging Vehicles:** While good maintenance practices do prolong the life of your vehicles, they won't last forever. Eventually, it will cost more to maintain an

old vehicle than to replace it. Azuga's fleet maintenance software can help you see how much you're spending on maintenance and repairs for your vehicles, so you can easily decide when it's time to replace them.

4. **Upgrade Parts:** Replacing old parts is one way to breathe new life into an older vehicle. This will reduce maintenance costs for that vehicle and ensure you can get more miles out of it before it is time to replace it. Just like how Azuga helps you know when it's time to let go of a vehicle, it can also help you detect patterns in a vehicle's repairs and help you determine if your vehicle just needs a little boost.
5. **Balance Acquisition and Depreciation Costs:** Depreciation is a sneaky concept, but it matters as soon as you buy your vehicle. You may find a vehicle with a low sticker price, but if it depreciates faster than a more expensive counterpart, it may not be worth the discount. It's important to consider all financial metrics when buying new vehicles.

How to Save Money on Fleet Insurance



There are many technology options and safety solutions that can help you save money on fleet insurance. Many fleets have noticed the cost of insurance premiums has been rising over the past years. This means that saving money on fleet insurance is now more critical than ever. Luckily, we have some tips on how to do precisely that.



Dashcams and Tracking

Azuga's AI SafetyCam can show your insurance provider that you are serious about creating a safety culture among your fleet. Insurers want to protect fleets that present little risk, and when you have safety equipment and AI technology that tracks driver behavior, you can eliminate any dangerous driving behavior and consistently show positive driving habits. It will save yourself (and your insurer) thousands in accident costs.

Employ a Maintenance Plan

We discussed maintenance plans in the previous chapter, but they are also critical in lowering your insurance costs. If your truck blows a tire or has a brake failure and gets into an accident, your insurer won't be happy. Therefore, they'll often be glad to offer an insurance discount if you have a maintenance plan in place or technology like [maintenance alerts](#) that help you keep up with your vehicles' regular maintenance.

Implement Training Practices

Regular training refreshers are critical for any profession, but they are vital for fleet drivers who have so much risk on the job. Your fleet should have a way to measure your drivers' performance such as [safety scores](#) and implement targeted training based on each driver's specific needs. All of these efforts are part of creating that safety culture that insurance providers want to see.



How to Save Money on Fuel



It's no secret to anyone in the fleet industry that gas prices are higher than ever. This is a considerable strain on any fleet business, as fuel is the biggest expenditure most fleet companies have. Gas is the lifeblood of any fleet business, so what can you do to save in a time like this? Luckily, today's technology offers solutions that have never been available before to help your business save on fuel.



Telematics

As we discussed in the first chapter, telematics is a tracking tool that tracks vehicle data. In this case, the two elements you want to track are speeding and idling. Of course, speeding is a problem you'll want to reduce for a variety of reasons. When it comes to gas prices however, you'll want to know that for every five miles per hour that your drivers speed over 50 miles per hour, you end up paying an additional \$0.20 per gallon of gas. This is why you'll need to reduce speeding ASAP.

How about idling? You can track idling with telematics just like speeding. For every hour your drivers spend idling, a truck wastes about 0.8 gallons of fuel. This may not sound like very much but think of all the time your drivers might be letting their trucks idle. When they're stuck in traffic, taking a break in their car, waiting on customers or coworkers, or completing paperwork, they may be using up your fuel. Telematics tells you how long each vehicle in your fleet spends idling and how much fuel is wasted when they do so. This allows you to take targeted action armed with information about how this behavior is affecting the business.

You can use telematics data to create and enforce policies that save fuel and money for your business in the long run.



Route Planning Software

We've mentioned route planning software is the automated process of creating routes that get your fleet drivers to their destination in the most efficient way possible. When we say efficient, we don't only mean saving time, but saving fuel. By eliminating delays like traffic, construction, school zones, and more, you will save significant fuel that you'd be wasting idling and waiting in traffic.



Maintenance Alerts

Once again, we have to bring up maintenance alerts—only because they're so useful! If your vehicles are not in their best condition, your fuel may simply go to waste. One aspect you must pay particular attention to is your tires. Tires that aren't adequately inflated or aligned require more effort to travel. We've mentioned Azuga's [scheduled maintenance](#) feature. If your tires aren't properly inflated, you'll get an alert so you can fix the problem immediately. It also helps you keep your regular maintenance appointments, preventing your vehicles from falling into disrepair.

Did you know that you could save \$100 or more per visit to the workshop if you perform maintenance as recommended?
[Click to learn more.](#)

Chapter 5

Fleet Management Software

We've discussed many of the various features of Azuga's fleet management software so far. It's an excellent asset for your team with a wide array of advantages. Fleet management software has elements that cover all aspects of managing a fleet that we've covered in this guide so far. Is it time for your fleet to begin considering fleet management software? Let's find out if you're ready, and if so, what you should look for.



When to Consider Fleet Management Software



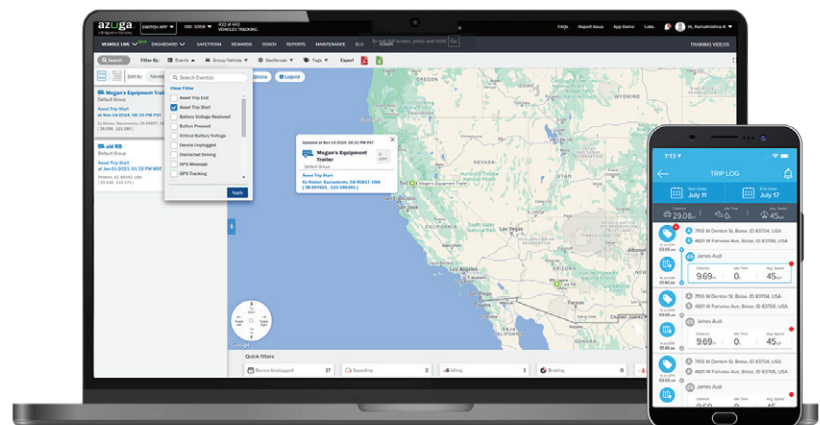
There are three major benefits that fleet management software can bring to your fleet. If any of these benefits sound good to you or if you struggle in any of these areas, it may be time to consider investing in this technology.

Organization: One of the most significant benefits of fleet management software is the ability for managers to keep all aspects of their jobs organized.

- GPS tracking allows managers to track employees' location, job status, and shifts, so it's easy to schedule workers and jobs, change shifts, and update customers on where workers are.
- CRM helps track customers and their past jobs, favorite technicians, and important notes.
- Mobile app helps technicians track any information that they need right from their mobile devices.

Organization: We discussed earlier a lot of how fleet technology can improve your fleet's operations. These technology solutions are connected through Azuga's fleet management software, making your dispatch process easier. When employees receive the job, they can accept, change, or update it as needed from their own mobile devices. Throughout the day, managers can track their workers' time, schedule jobs, and dispatch them based on their availability and location, as indicated by the GPS tracker.

Analysis: We also discussed fleet data earlier in this guide, and you obtain fleet data through fleet management software. All of your fleet technology comes together in this solution to give you a comprehensive view of your fleet's performance, and from there you can create graphs, charts, and obtain any data you may need to make business decisions.



How to Choose Your Fleet Management Software

All fleets are different and need different solutions to meet their needs. However, there are certain features that you should always look for when considering what fleet management software solution to choose.

Ease of Use




The whole point of fleet management software is to save time. If you spend more time trying to install it or get over the learning curve, the investment may not be worth it. That's why you should look for a solution that's easy to install and intuitive, so you can easily access any information you need.

Integrations



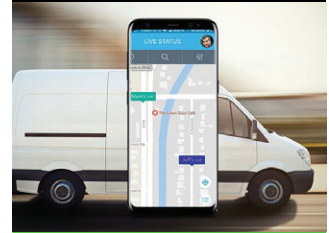
A good fleet manager uses multiple systems to get a comprehensive view of everything going on with the business. Make sure your fleet management software can integrate easily with third-party tools for invoicing, payroll, HR software, and more. Integrations can provide a consolidated view of any data relevant to your fleet operations, giving you more visibility and control.

Data Insights

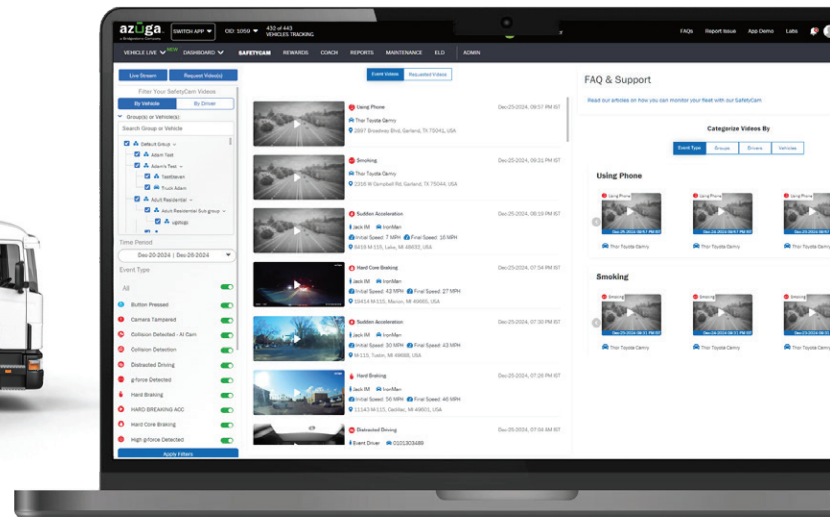


Fleet management software provides you with so much data that it can be overwhelming. That's why your solution should help you easily interpret that data, so you can make it actionable and useful to your fleet. The data you collect should include information relating to safety, vehicle health, vehicle location, maintenance needs, and more. Consider your fleet's needs before making a selection.

Mobile App for Drivers



Your drivers are always on the go but need access to the information they need at any time. That's why management solutions that offer mobile apps significantly improve your fleet's efficiency and communication. Drivers will always be in the loop, and you won't have to make constant phone calls or text message updates.



How to Get Started with Fleet Management Software



Once you've selected your software solution, it may be hard to know where to start. We'll outline four easy steps to help you hit the ground running with your fleet management software.



Step 1

Set a Goal



Before searching for your fleet management software, you likely had goals in mind. Outline these goals and use them to integrate the new software into your operations. Some ideas for setting goals include organizing vehicle inspections, managing expenses, or integrating third-party services. Once you have your goals set, you'll more easily be able to focus on parts of your fleet management system without getting overwhelmed.

Step 2

Rollout the Software



Once you've got the hang of things, it's time to roll out the software to those on your team who need it. At this step, you'll need to decide who needs access to what and assign appropriate user roles. Drivers should be able to access inspection information and vehicle details, while a manager may have far more access. Then, you'll want to take time to train your employees to ensure they know the ins and outs of your software and that there will be no knowledge gaps going forward.

Step 3

Track Progress



To determine if you're meeting your goals, you'll need to establish benchmarks early on. Use incremental implementation to complete your data entry, then set benchmarks by possibly creating percentages for progress or setting prospective dates. You can measure any metrics critical to your fleet's operations, and once real data starts coming in, you can begin to see how your new solution benefits you.

Step 4

Consistently Monitor Needs



Even after you've fully adopted your software, you'll still need to ensure you're getting the most out of it. Get feedback from your drivers and techs to determine if you can improve any processes. If new needs arise for your fleet, you can reach out to your provider to see how to fill those gaps.



Fleet Management Software Resources:

[Getting Started With Fleet Management Software](#)

[Industries You Wouldn't Expect to Find Fleet Management Software](#)

[Why You Need Enterprise Fleet Management Software](#)

Conclusion

Azuga offers fleet management software and products that support your fleet in any of its needs, whether that be keeping your drivers safe, saving money, or boosting your efficiency. We work with fleets of all sizes, across all industries, to achieve these goals every day. You can read about some of the businesses we've helped by checking out their success stories. So what should you know before getting started with Azuga?

Pricing Plans

We have three pricing plans for you to consider, and each one offers different features. Our BasicFleet plan, at **\$25** per vehicle per month, features all of our tracking features along with unlimited phone, email, and web-based support.

The next tier, **SafeFleet, is \$30.00** a month and adds some safety and efficiency features. And finally, **CompleteFleet is \$35.00** per vehicle per month and includes all of the features we offer, along with your own personal Customer Success Manager who is assigned to specifically help you. To add the AI SafetyCam is an additional **\$29.99** per month with a 36-month contract.

To see more details on what each pricing tier offers, see the [breakdown](#) for yourself!

Our Products

We offer a wide variety of fleet management products, many of which we mentioned throughout this article. Some products you may be interested in include

- ✓ Fleet Tracking
- ✓ FleetMobile: Our mobile fleet tracking app
- ✓ Asset Tracking
- ✓ AI SafetyCam: Our artificial intelligence-enabled dashcam
- ✓ eLogs (ELD)
- ✓ Azuga Coach
- ✓ DriveSafe
- ✓ Driver Rewards
- ✓ Azuga Routes: Our route optimization software
- ✓ Azuga Scheduled Maintenance

Try a Demo Today!

You never want to buy something blind. That's why we have experts waiting to guide you through how our software works and how you can use it to achieve your business's goals. You can schedule a [demo](#) online and discuss a potential partnership with Azuga and what we can accomplish together. All you'll need to do is answer some basic information about your fleet and fill in some contact information, and we'll reach out to you to schedule as soon as possible! Reach out soon, because you don't want your fleet to be left behind!

About Azuga

Azuga is a leading global connected vehicle platform, helping our customers turn data about vehicles and their use into intelligence that improves operations and safety while reducing costs and risk. Azuga provides reliable end-to-end solutions for commercial fleets, government agencies, insurance companies and automotive industry suppliers, encompassing hardware, the Azuga One platform, award-winning fleet applications and data analytics. Azuga is headquartered in Fremont, California.

Our award-winning Azuga Fleet solution is used by thousands of customers—from the small fleet of one or a few vehicles up to several thousand—and is lauded by our customers for its ease-of-use, robust features and affordable pricing.

Fleet Tracking Solution Buyer's Report

Fleet Tracking System
That Improves Operations



© 2025 Azuga, Inc. All rights reserved.

📞 (888)-777-9718 🌐 www.azuga.com