


& Tradition

Daystak Table ^{RD2}

Robin Day


1951



Daystak Table ^{RD2}

Robin Day

1951



H: 74 cm / 29.13 in

W: 130 cm / 51.18 in, D: 61 cm / 24.02 in

Product description

Dining Table

Environment

Indoor

Material

Solid beech, beech veneer, Fenix Nano laminate.
This product has not been treated with any biocides.

Production process

The solid beech frame is cut using a CNC machine. The frame is assembled using both glue and bolts with threaded inserts. The table top for both finishes is laminated and glued to an MDF core. It is then trimmed to size and solid wooden edging is glued around the border.

Dimensions

H: 74 cm / 29.13 in, W: 130 cm / 51.18 in,
D: 61 cm / 24.02 in

Packaging dimensions

H: 13.5cm / 5in, W: 86cm / 34in, D: 134cm / 53in

Weight

18.3kg / incl. packaging: 23.8kg

Strength, durability and safety testing

The table is tested for strength, durability and safety according to: EN 15372 Level 2 Tables, ANSI/ BIFMA X5.5 Desk Products

Certifications



Beech: FSC® 100%

Beech w. tabletop in Fenix Nano laminate: FSC® Mix

Gliders

Plastic gliders

Impact

- Designed for disassembly, enabling easier repair, renovation and replacement of parts.
- Uses FSC® certified wood, supporting responsible management of the world's forests.

Manufacturer

Produced in Slovenia by Sanyei

Cleaning instructions

Please see our Maintenance & Care instructions here

→ Stock items

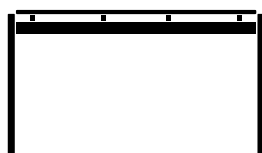
Beech and Beech with tabletop in Fenix Verde
Comodoro 0750



→ Beech



→ Beech w. tabletop
in Fenix Verde
Comodoro 0750



H: 74 cm / 29.13 in

W: 130 cm / 51.18 in, D: 61 cm / 24.02 in

Recycling & Disassembly

Daystak Table ^{RD2}

RECYCLING

The Daystak Table is built to last, and we hope that your Daystak Table will serve you for many years. The table is made from solid wood and wood veneer, and can be easily separated from its base. All metal and wooden parts can be separated and delivered to a suitable recycling station.

SPARE PARTS

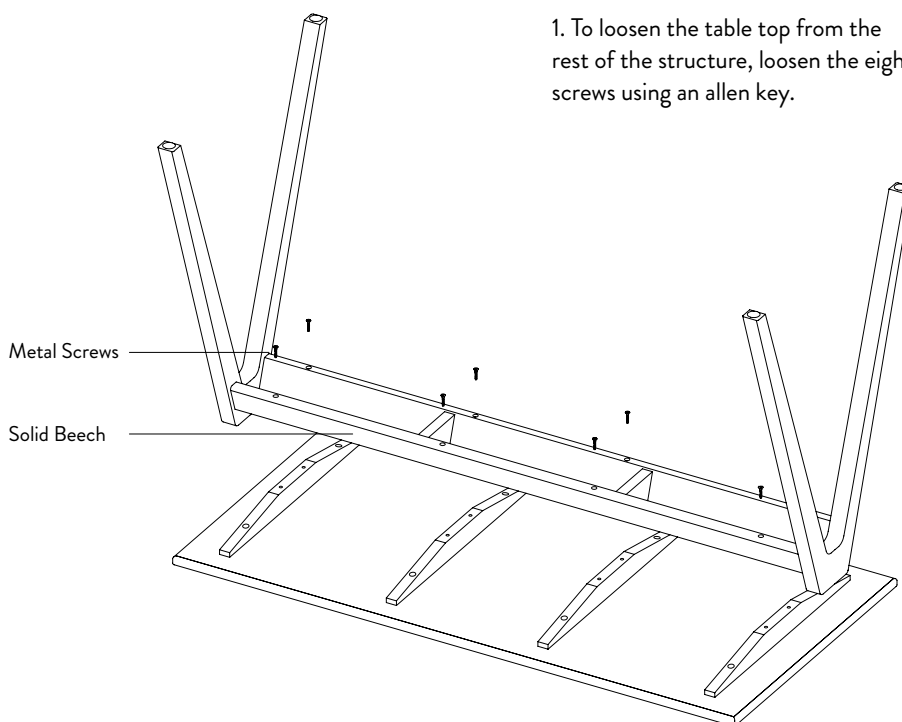
To purchase spare parts for your Daystak Table, please write to our sales support team at info@andtradition.com with your query.

5 YEAR WARRANTY

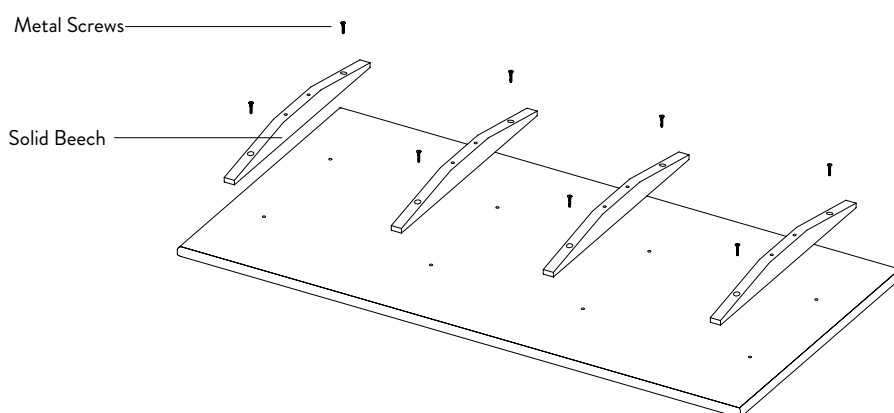
&Tradition provides a 5-year warranty with every Daystak Table, which covers faults which were present at the time of purchase, or which have occurred as a result of a manufacturing defect. The warranty is valid from the date stated on the original invoice.

DISASSEMBLY

1. To loosen the table top from the rest of the structure, loosen the eight screws using an allen key.



2. To loosen the small support rods from the table top, loosen the eight screws using an allen key.



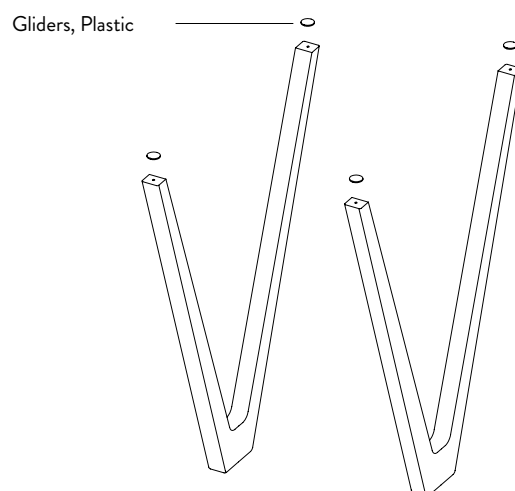
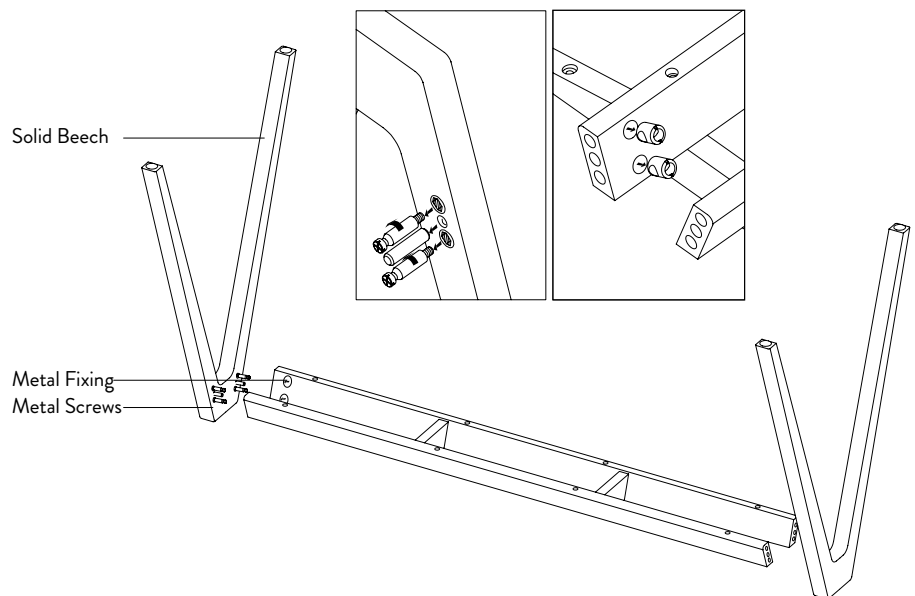
&Tradition®

Recycling & Disassembly

Daystak Table ^{RD2}

DISASSEMBLY

3. Unscrew metal pins using an allen key. Remove legs from main structure. Remove all metal pins and internal fixings from the legs and support rails using a screwdriver.



4. Remove the gliders with a flatheaded screwdriver.