

# & Tradition

Daystak Desk <sup>RD3</sup>

Robin Day

1951



# Daystak Desk <sup>RD3</sup>

## Robin Day

### 1951

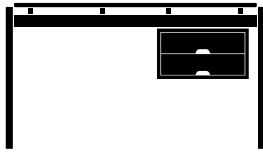


Table: H: 74 cm / 29.13 in  
Drawers: H: 25.2 cm / 9.92 in

Table: W: 130 cm / 51.18 in, D: 61 cm / 24.02 in  
Drawers: W: 46 cm / 18.11 in, D: 45.5 cm / 17.91 in

#### Product description

Desk

#### Environment

Indoor

#### Material

Solid beech, beech veneer, Fenix Nano laminate.  
This product has not been treated with any biocides.

#### Production process

The solid beech frame is cut using a CNC machine. The frame is assembled using both glue and bolts with threaded inserts. The table top for both finishes is laminated and glued to an MDF core. It is then trimmed to size and solid wooden edging is glued around the border. The drawers are made from beech veneer and solid beech cut using a CNC machine, and glued together with traditional woodwork joinery.

#### Dimensions

Table: H: 74 cm / 29.13 in, W: 130 cm / 51.18 in, D: 61 cm / 24.02 in  
Drawers: H: 25.2 cm / 9.92 in, W: 46 cm / 18.11 in, D: 45.5 cm / 17.91 in

#### Packaging dimensions

Desk: H: 13.5cm / 5in, W: 86cm / 34in, D: 134cm / 53in  
Drawers: H: 31cm / 12in, W: 51cm / 20in, D: 51cm / 20in

#### Weight

31.2 kg  
Incl. packaging: Table: 23.8kg / Drawers: 15.14kg

#### Strength, durability and safety testing

The desk is tested for strength, durability and safety according to: EN 15372 Level 2 (Tables), ANSI/ BIFMA X5.5 Desk Products

#### Certifications



Beech: FSC® 100%  
Beech w. tabletop in Fenix Nano laminate: FSC® Mix

#### Gliders

Plastic gliders

#### Impact

- Designed for disassembly, enabling easier repair, renovation and replacement of parts.
- Uses FSC® certified wood, supporting responsible management of the world's forests.

#### Manufacturer

Produced in Slovenia by Sanyei

#### Cleaning instructions

Please see our [Maintenance & Care instructions here](#)

#### → Stock items

Beech and Beech with tabletop in Fenix Verde  
Comodoro 0750



→ Beech



→ Beech with tabletop  
in Fenix Verde  
Comodoro 0750

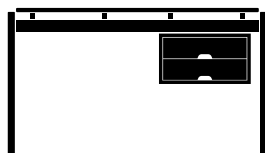


Table: H: 74 cm / 29.13 in  
Drawers: H: 25.2 cm / 9.92 in

Table: W: 130 cm / 51.18 in, D: 61 cm / 24.02 in  
Drawers: W: 46 cm / 18.11 in, D: 45.5 cm / 17.91 in

# Recycling & Disassembly

Daystak Desk <sup>RD3</sup>

## RECYCLING

The Daystak Desk is built to last, and we hope that your Daystak Desk will serve you for many years. The desk is made from solid wood and wood veneer, and can be easily separated from its base. All metal and wooden parts can be separated and delivered to a suitable recycling station.

## SPARE PARTS

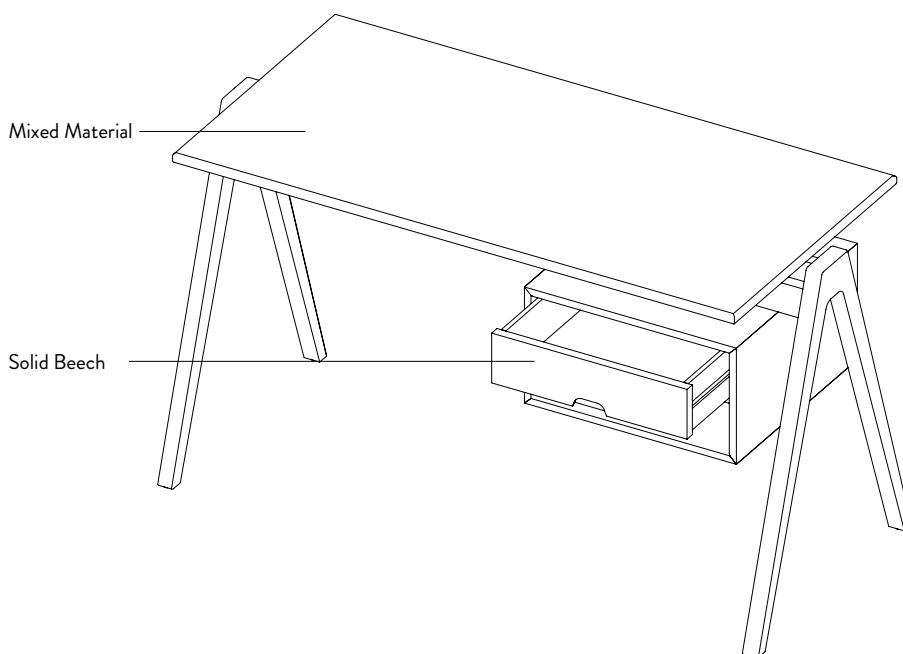
To purchase spare parts for your Daystak Desk, please write to our sales support team at [info@andtradition.com](mailto:info@andtradition.com) with your query.

## 5 YEAR WARRANTY

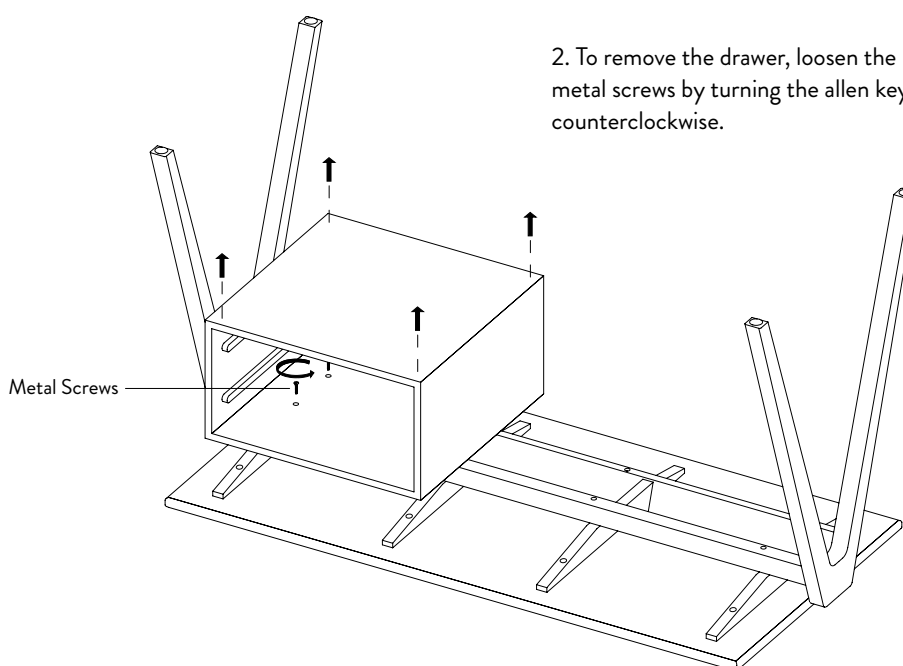
&Tradition provides a 5-year warranty with every Daystak Desk, which covers faults which were present at the time of purchase, or which have occurred as a result of a manufacturing defect. The warranty is valid from the date stated on the original invoice.

## DISASSEMBLY

1. Remove the drawers to get access to the screws.



2. To remove the drawer, loosen the metal screws by turning the allen key counterclockwise.



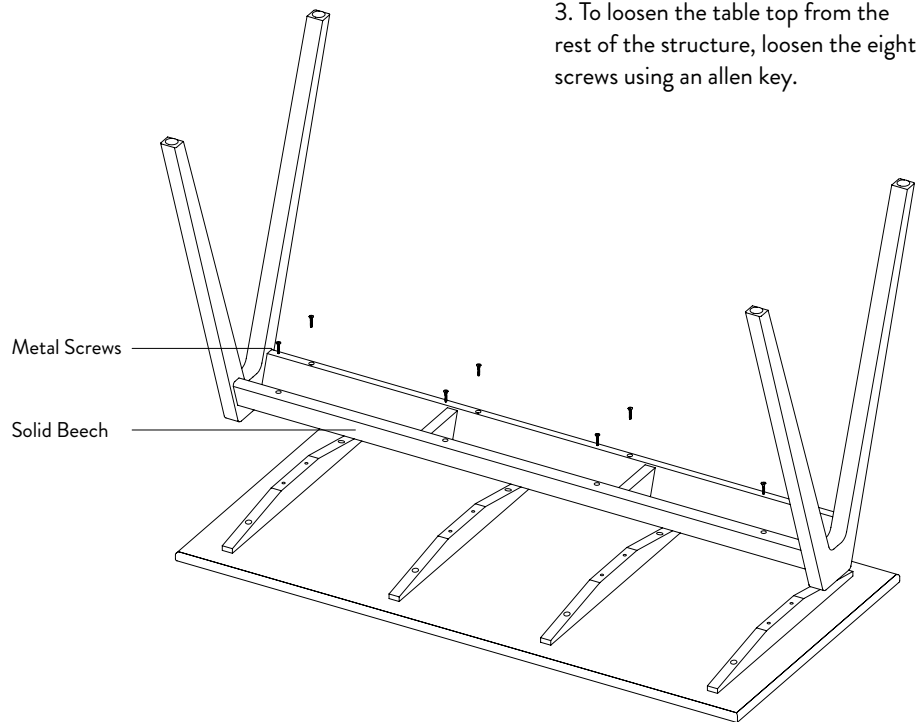
# Recycling & Disassembly

Daystak Desk <sup>RD3</sup>

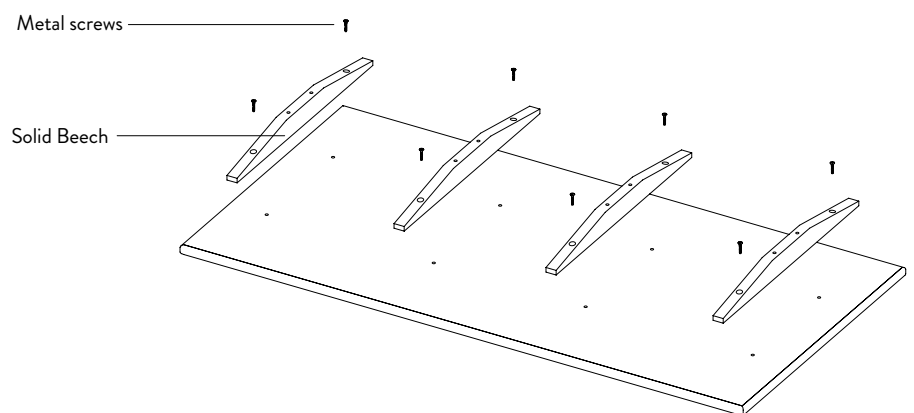
---

## DISASSEMBLY

3. To loosen the table top from the rest of the structure, loosen the eight screws using an allen key.



4. To loosen the small support rods from the table top, loosen the eight screws using an allen key.



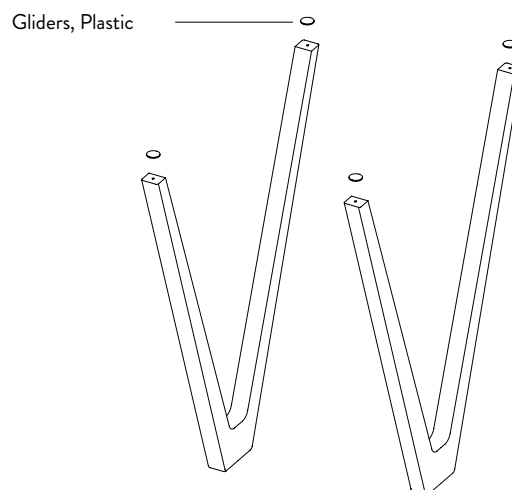
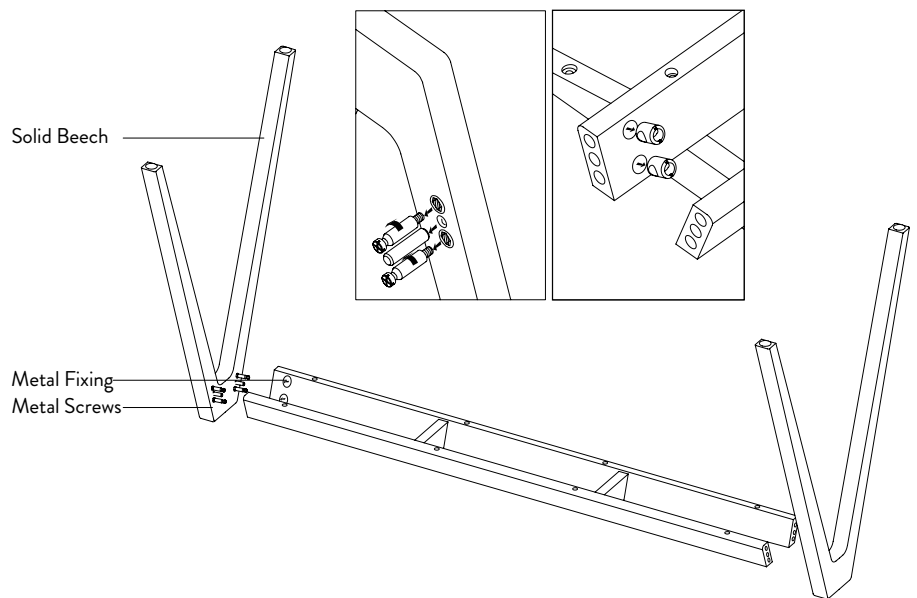
# Recycling & Disassembly

Daystak Desk <sup>RD3</sup>

---

## DISASSEMBLY

5. Unscrew metal pins using an allen key. Remove legs from main structure. Remove all metal pins and internal fixings from the legs and support rails using a screwdriver.



6. Remove the gliders with a flatheaded screwdriver.