





Beetle Soft Bar Chair - Front Upholstered, 77, Conic base, Veneer Shell



Designed by Gam Fratesi - 2025



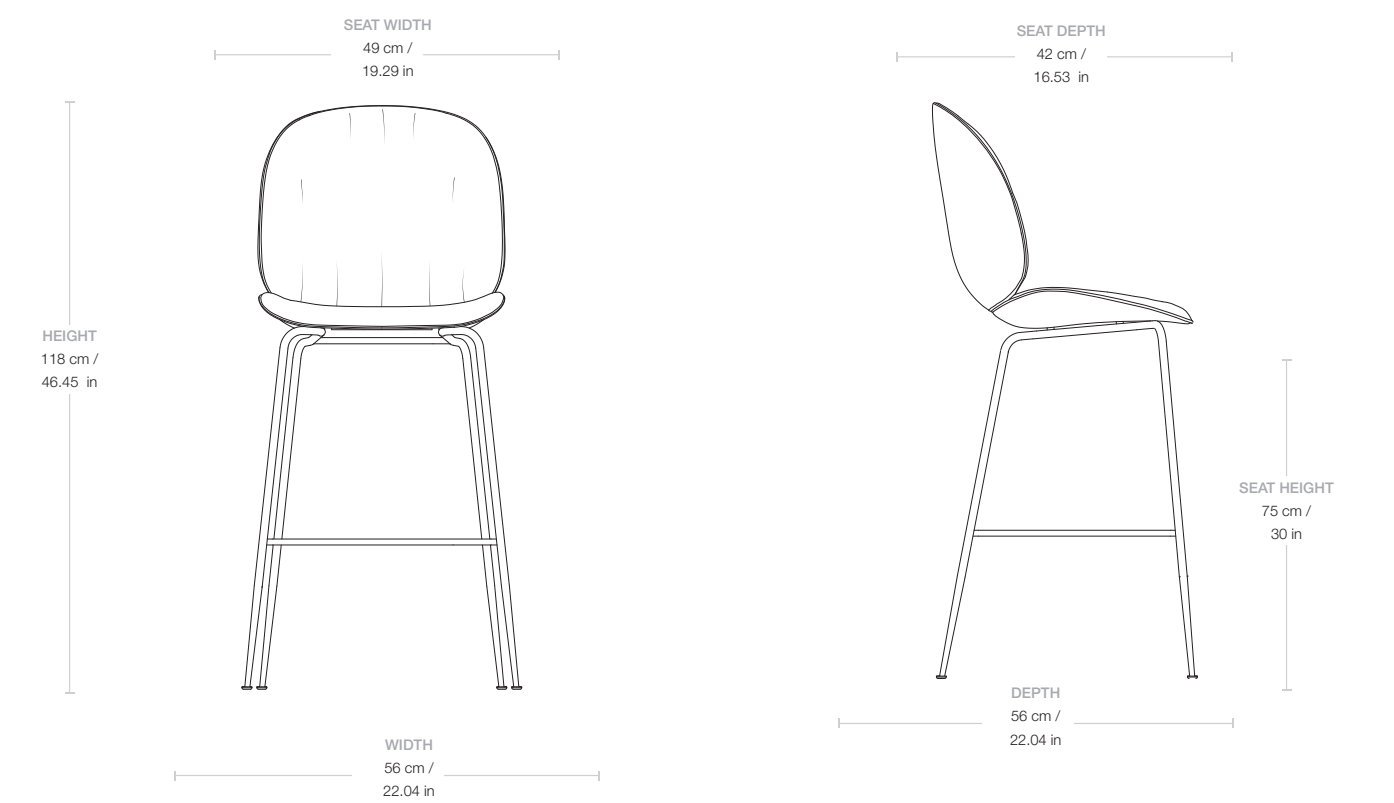
ITEM NUMBER	Beetle Soft Bar Chair - Front Upholstered, 77, Conic base, Veneer Shell	62097
DESCRIPTION	A tactile update to the modern seating icon that is the Beetle, Beetle Soft brings an inviting fluidity and an expressive comfort to one of GUBI's most beloved designs. Preserving the chair's characteristic silhouette and structural integrity, it introduces looser, wadding-style upholstery, a piping-free finish, and a more relaxed visual language that places tactility and comfort at the forefront of its aesthetic. A new generation of upholstery options enhances the chair's plush texture and visible softness, reinforcing its connection to the relaxed design ethos of the 1970s. The result is a chair perfectly suited to contemporary, comfort-driven interiors.	

Materials & Finishes

BASE FINISH	Antique Brass, Black Matt, Black Chrome, Brass Semi Matt			
				

SHELL COLOR	American Walnut Semi Matt Lacquered, Oak Semi Matt Lacquered
	 
MATERIALS	Wood, 51% recycled HDPE/49% virgin HDPE, Foam, Steel, Fabric or Leather upholstery, Wadding

Dimensions



WIDTH	56 cm / 22.04 in
DEPTH	56 cm / 22.04 in
HEIGHT	118 cm / 46.45 in
SEAT WIDTH	49 cm / 19.29 in
SEAT DEPTH	42 cm / 16.53 in
SEAT HEIGHT	75 cm / 29.52 in
BACKREST HEIGHT	43 cm / 17 in

Weight

PRODUCT WEIGHT	11,10 kg / 24,48 lbs
----------------	----------------------

Number of parcels	1
PACKAGING BEETLE SOFT BAR CHAIR - FRONT UPHOLSTERED, 77, CONIC BASE, VENEER SHELL	
PACKAGING LENGTH	56 cm / 22.05 in
PACKAGING WIDTH	56 cm / 22.05 in
PACKAGING HEIGHT	120 cm / 47.25 in
PACKAGING WEIGHT	2,60 kg / 5,74 lbs
GROSS WEIGHT	13,70 kg / 30,21 lbs

Test & Certifications

STANDARD (CA TB 117-2013 COMPLIANT)	Available on request
BS5852 CRIB5	Available on request
FSC® C176589	FSC® certified MIX 70% (American Walnut, Oak, Beech)
