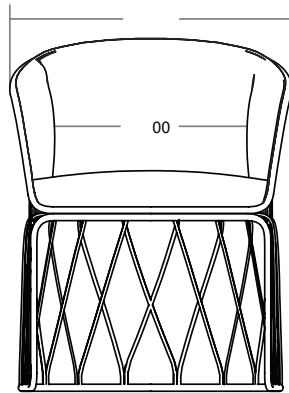
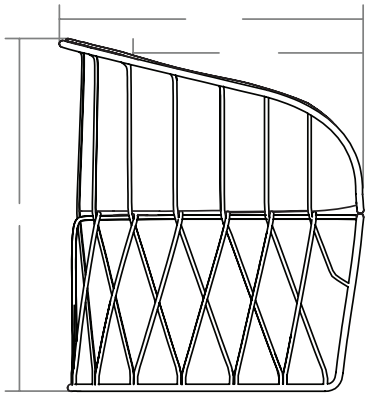


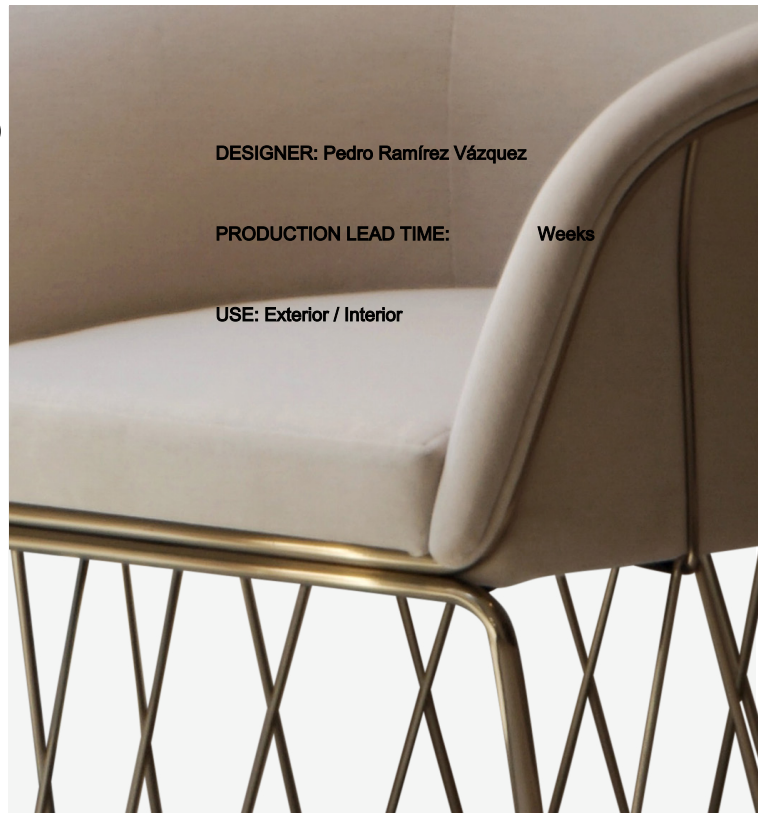
Equipal Chair

L U T E C A

Designed by
PEDRO RAMÍREZ VÁZQUEZ



5



DESIGNER: Pedro Ramírez Vázquez

PRODUCTION LEAD TIME: Weeks

USE: Exterior / Interior

USE
FRAME
UPHOLSTERY
COM / COL
DIMENSIONS
SEAT HEIGHT

INDOOR / OUTDOOR
POLISHED STAINLESS STEEL / BRASS FINISH
COTTON VELVET / LEATHER
4.5YD / 81 SQ. FT
31.5"H × 28.75"W × 27.5"D / 80H × 73W × 70D CM
19.75" / 50 CM

© 2022 All Rights Reserved. Exclusive worldwide license. Dimensions can vary minimally.