



Margin Pendant

The Margin lighting family is designer John Asbury's modern interpretation of a classic luminaire. Exploring a tiered typology for lighting, Margin's intersecting shades gently diffuse the light and instantly set the tone with warmth and tactility. The softness of the fabric is tempered by a clean and graphic silhouette that lends a certain presence and volume to a space. It is the sense of proportions, along with details such as the linear element through the lamp, which sharpen the aesthetics and allow Margin's special character to unfold.

Product highlights

- Part of the Margin family that offers a table lamp, a floor lamp and pendants in various sizes.
- Compliant with CE, RCM and ETL standards for use in both EU, AU and US markets.
- Available in three sizes.
- Designed for use with replaceable standard LED bulbs.



Product Type Pendant, Lighting

Designer John Asbury, 2021

About the Designer John Asbury's studio was founded in 2014 and is based in Stockholm, Sweden. After previously studying anthropology in England, John Asbury completed studies in design at Konstfack, college of Arts, and Crafts in **Building from archetypes**, his work reduces the object to its fundamentals, exposing material, structure and form. A language of absolute simplicity while making visible the dialogues and symbols that surround the object.

Environment Indoor

Country of Origin PRC

Assembly Requirements The small lamp shade should be secured to the larger shade.

Material The Margin lamp series features natural linen fabric combined with a diffusing material to evenly spread light. The fabric is then mounted onto a sturdy black steel frame to ensure stability and structure for the shade. Steel tubes are used to attach the shades securely to the central light fixture.

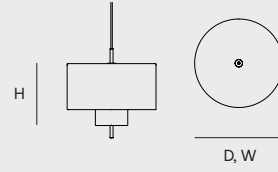
Light Source included No

Cleaning & Care Turn off the electricity before cleaning the lamp. Clean gently with a duster. If necessary, use a damp cloth to gently wipe the stain. Always test a small area first to ensure it does not damage the textile.

Dimensions

Ø50

Height: 340 mm / 13.4"
Width: 480 mm / 18.9"
Depth: 480 mm / 18.9"



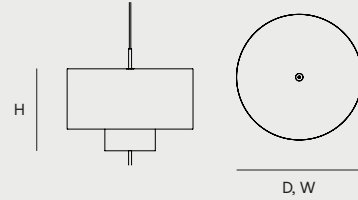
Ø70

Height: 450 mm / 17.7"
Width: 680 mm / 26.8"
Depth: 680 mm / 26.8"

Ø90

Height: 570 mm / 22.4"
Width: 880 mm / 34.6"
Depth: 880 mm / 34.6"

Canopy: Ø140 mm H 40 mm / Ø5.5" H 1.6"
Cord Length: 3500 mm / 137.8"



Packaging Dimensions

Ø50

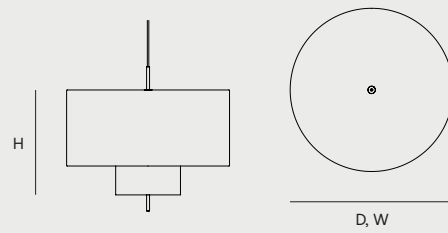
Height: 400 mm / 15.7"
Width: 535 mm / 21.1"
Depth: 535 mm / 21.1"

Ø70

Height: 495 mm / 19.5"
Width: 735 mm / 28.9"
Depth: 735 mm / 28.9"

Ø90

Height: 620 mm / 24.4"
Width: 935 mm / 36.8"
Depth: 935 mm / 36.8"



Weight

Ø

kg / 6.2 lbs

Ø

kg / 8.3 lbs

Ø

kg / 18.7 lbs

Weight Incl Packaging

Ø50

6 kg / 13.2 lbs

Ø

kg / 22.7 lbs

Ø90

15 kg / 33.1 lbs

Versions



Item No:
Variant: Margin Pendant Ø50



Item No:
Variant: Margin Pendant Ø70



Item No:
Variant: Margin Pendant Ø90

Lamp Rating

Voltage	CE:	V, ETL:	V
Frequency	50/60 Hz		
IP-Rating	IP20		

Light Source Recommendation

Lamp Base	CE: E27, ETL: E26
Type	LED
Max Voltage	11 W

Tests & Certificates

Lighting Certifications
CE, RCM, ETL

High res images and 2D/3D files available for download at: