


Natural Ash




Carbon Ash




Dark Java Ash



Chalk Ash



Beech



Walnut

Plinth Ash / Beech / Walnut
Upholstery Fabric

Dimensions (mm)

3197W x 1364D x 725H

Seat Height: 380 mm

Dimensions (inches)

125.9W x 53.7D x 28.5H

Seat Height: 15 in

COM 26m / 28.4yd

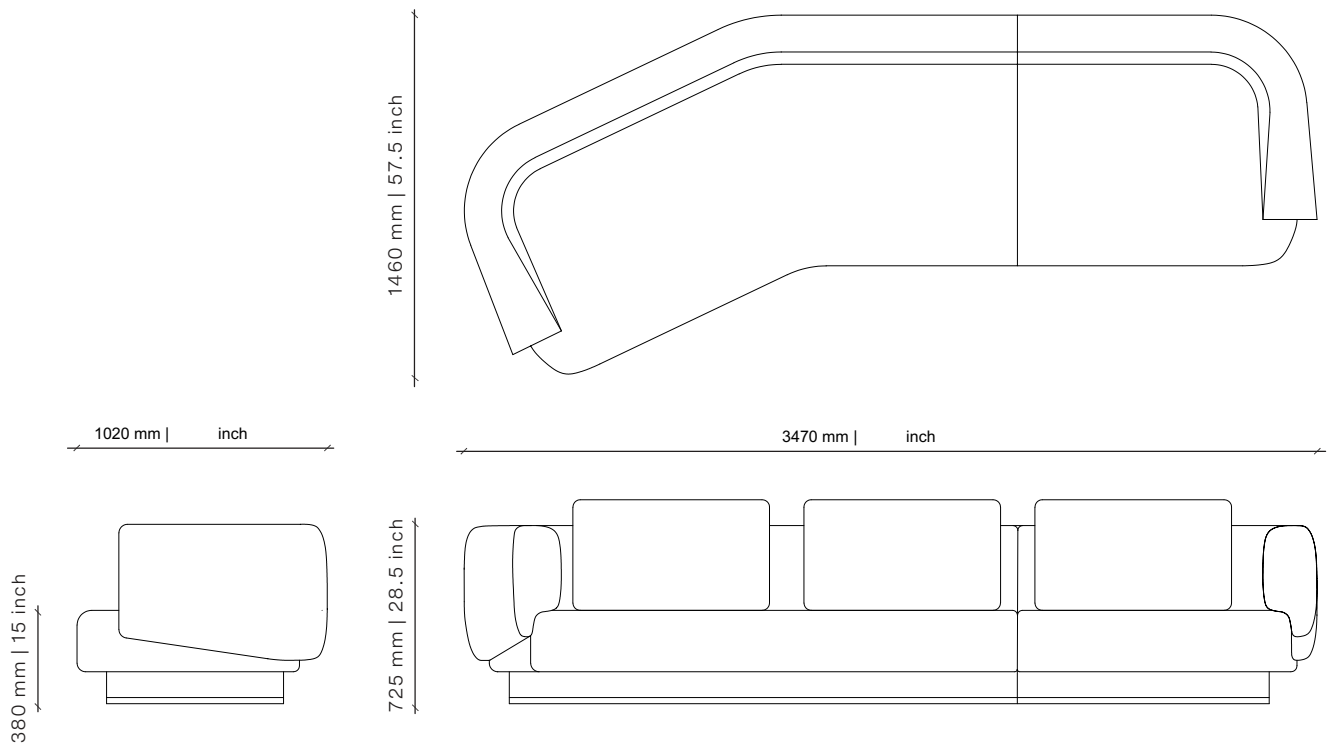
Different textures, grains, colouration and densities are all natural characteristics of timbers. We find these variances an inherent and valuable part of the natural beauty of wood, no two pieces are the same making each OKHA design a unique, characterful piece and each product will be different from the next. Timber movement will also occur as this is a natural product.

STONE: Marble is a beautiful natural material with inherent imperfections in its structure, veining and coloration. As such, some slabs may be reinforced with meshing on the underside and may have colour matched resin fills in minor cracks and surface blemishes. Please note that this is standard practice.


METAL: All metals will go through a process of natural aging and oxidization due to environmental conditions. The result of this aging process will bring about colour change, to slow and reduce this natural process, appropriate cleaning and maintenance products can be used.



LHS ORIENTATION



Natural Ash




Carbon Ash



Dark Java Ash



Chalk Ash



Beech



Walnut

Plinth Ash / Beech / Walnut
Upholstery Fabric

Dimensions (mm)

3470W x 1460D x 725H

Seat Height: 380 mm

Dimensions (inches)

136.6W x 57.5D x 28.5H

Seat Height: 15 in

COM 26m / 28.4yd

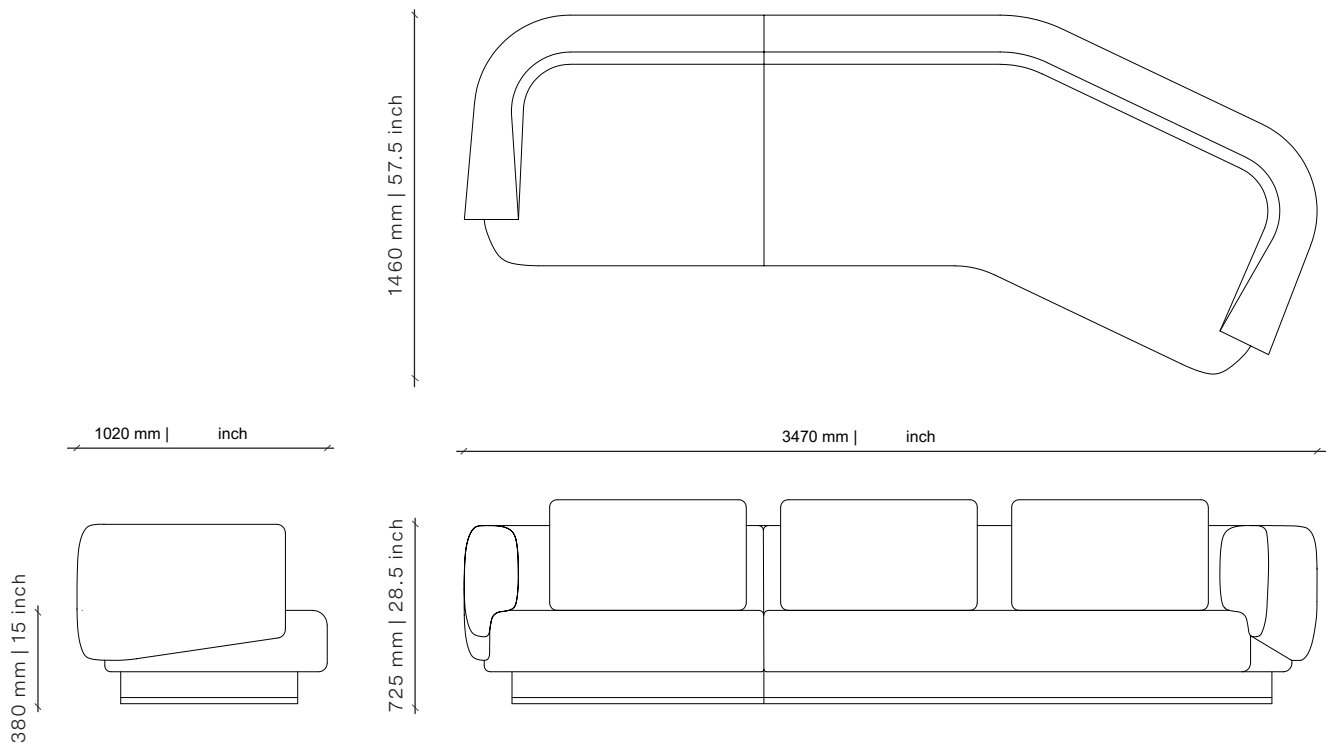
Different textures, grains, colouration and densities are all natural characteristics of timbers. We find these variances an inherent and valuable part of the natural beauty of wood, no two pieces are the same making each OKHA design a unique, characterful piece and each product will be different from the next. Timber movement will also occur as this is a natural product.

STONE: Marble is a beautiful natural material with inherent imperfections in its structure, veining and coloration. As such, some slabs may be reinforced with meshing on the underside and may have colour matched resin fills in minor cracks and surface blemishes. Please note that this is standard practice.


METAL: All metals will go through a process of natural aging and oxidation due to environmental conditions. The result of this aging process will bring about colour change, to slow and reduce this natural process, appropriate cleaning and maintenance products can be used.




RHS ORIENTATION



Natural Ash




Carbon Ash



Dark Java Ash



Chalk Ash



Beech



Walnut

Plinth Ash / Beech / Walnut
Upholstery Fabric

Dimensions (mm)

3470W x 1460D x 725H

Seat Height: 380 mm

Dimensions (inches)

136.6W x 57.5D x 28.5H

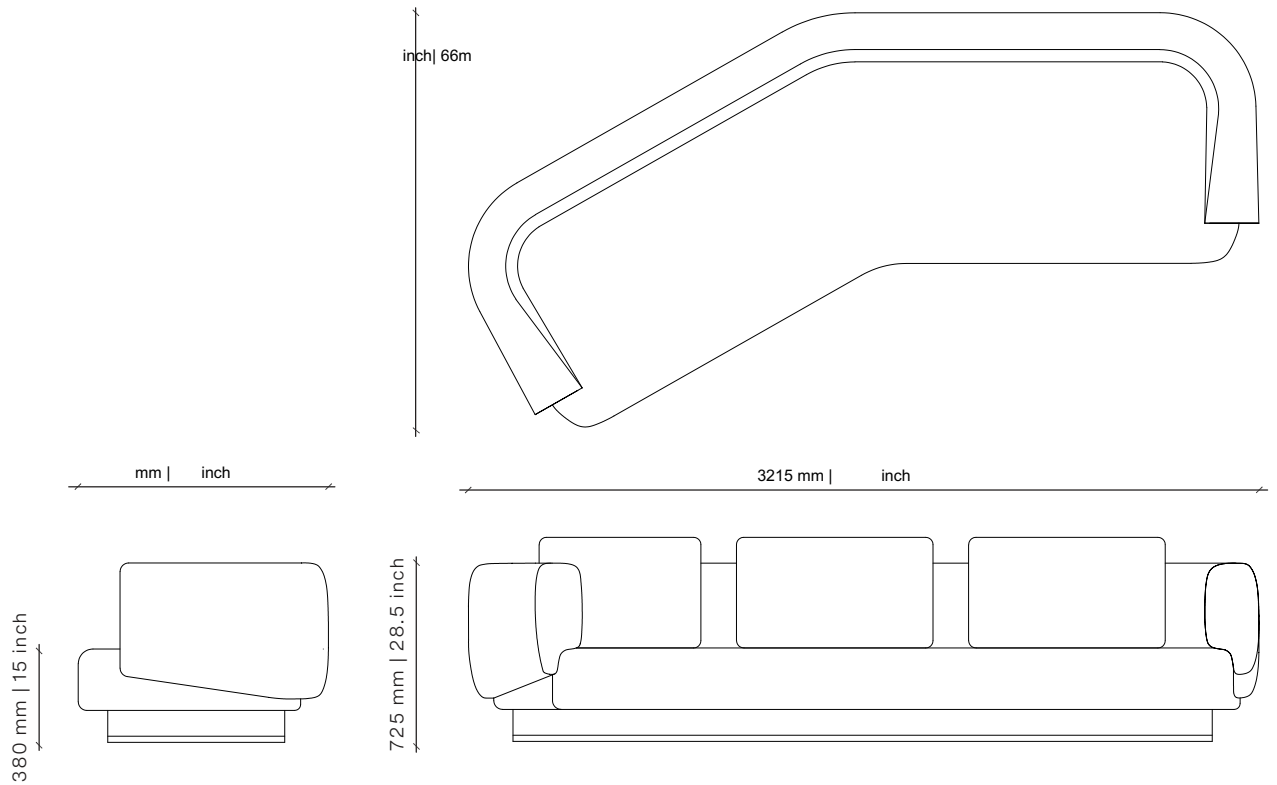
Seat Height: 15 in

COM 26m / 28.4yd

Different textures, grains, colouration and densities are all natural characteristics of timbers. We find these variances an inherent and valuable part of the natural beauty of wood, no two pieces are the same making each OKHA design a unique, characterful piece and each product will be different from the next. Timber movement will also occur as this is a natural product.

STONE: Marble is a beautiful natural material with inherent imperfections in its structure, veining and coloration. As such, some slabs may be reinforced with meshing on the underside and may have colour matched resin fills in minor cracks and surface blemishes. Please note that this is standard practice.

METAL: All metals will go through a process of natural aging and oxidation due to environmental conditions. The result of this aging process will bring about colour change, to slow and reduce this natural process, appropriate cleaning and maintenance products can be used.



Natural Ash




Carbon Ash



Dark Java Ash



Chalk Ash



Beech



Walnut

Plinth Ash / Beech / Walnut
Upholstery Fabric

Dimensions (mm)

3215W x 1685D x 725H

Seat Height: 380 mm

Dimensions (inches)

126.6W x 66.3D x 28.5H

Seat Height: 15 in

COM 26m / 28.4yd

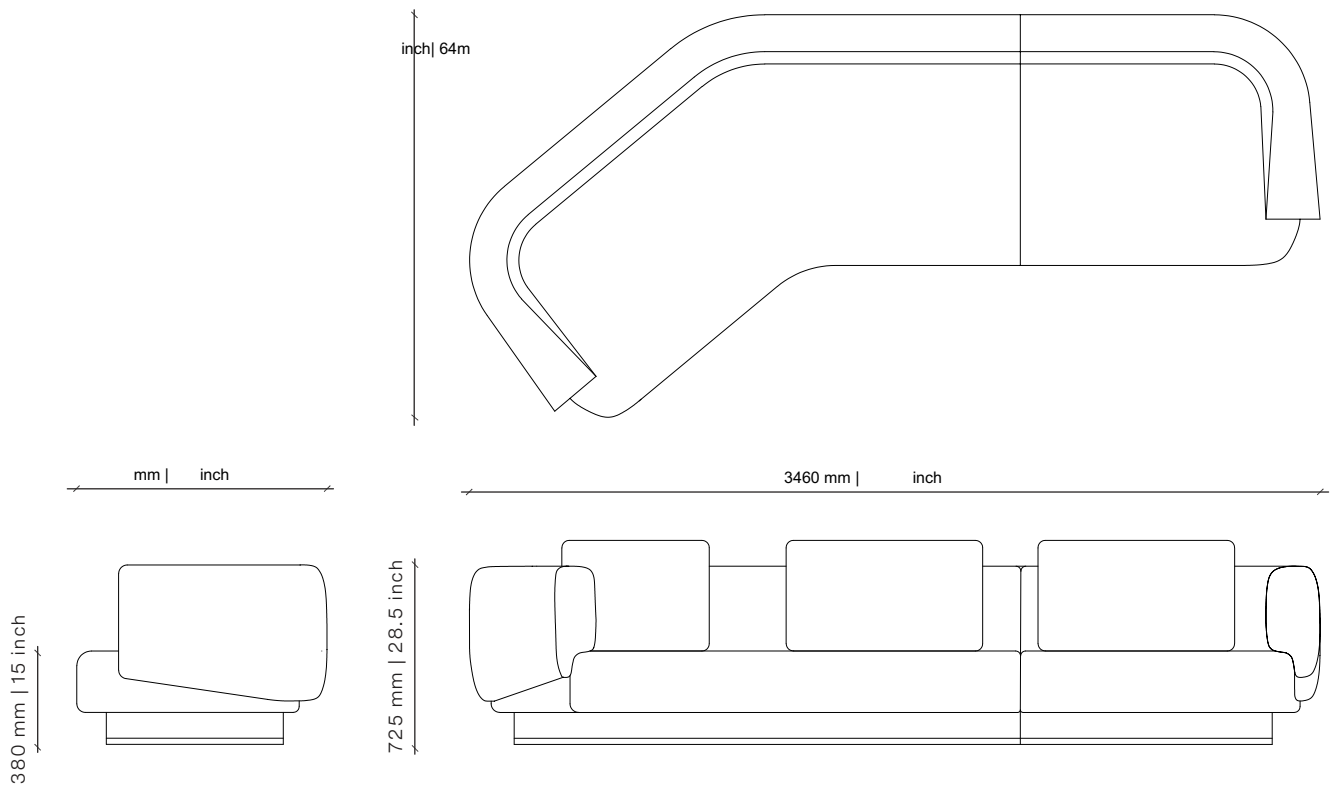
Different textures, grains, colouration and densities are all natural characteristics of timbers. We find these variances an inherent and valuable part of the natural beauty of wood, no two pieces are the same making each OKHA design a unique, characterful piece and each product will be different from the next. Timber movement will also occur as this is a natural product.

STONE: Marble is a beautiful natural material with inherent imperfections in its structure, veining and coloration. As such, some slabs may be reinforced with meshing on the underside and may have colour matched resin fills in minor cracks and surface blemishes. Please note that this is standard practice.


METAL: All metals will go through a process of natural aging and oxidization due to environmental conditions. The result of this aging process will bring about colour change, to slow and reduce this natural process, appropriate cleaning and maintenance products can be used.




LHS ORIENTATION



Natural Ash




Carbon Ash



Dark Java Ash



Chalk Ash



Beech



Walnut

Plinth Ash / Beech / Walnut
Upholstery Fabric

Dimensions (mm)

3460W x 1640D x 725H

Seat Height: 380 mm

Dimensions (inches)

136.2W x 64.6D x 28.5H

Seat Height: 15 in

COM 26m / 28.4yd

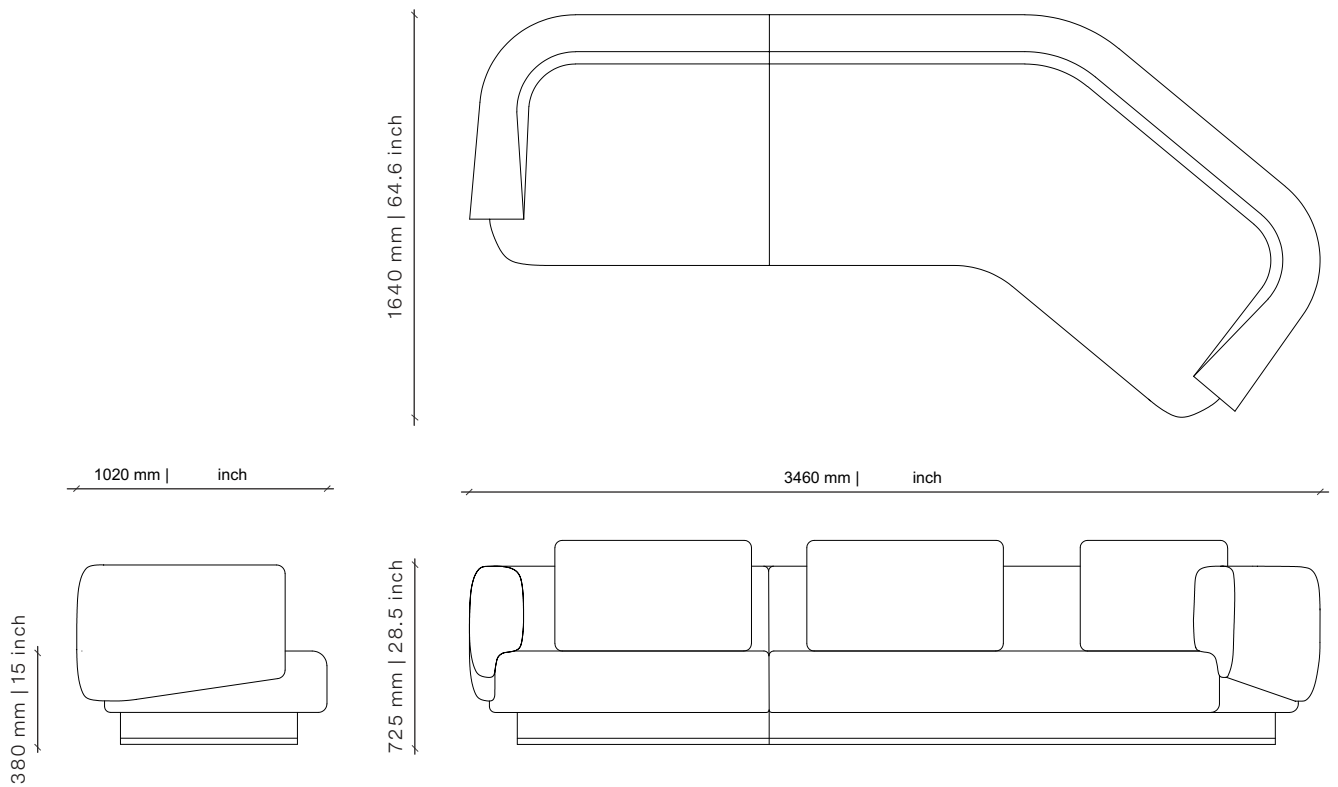
Different textures, grains, colouration and densities are all natural characteristics of timbers. We find these variances an inherent and valuable part of the natural beauty of wood, no two pieces are the same making each OKHA design a unique, characterful piece and each product will be different from the next. Timber movement will also occur as this is a natural product.

STONE: Marble is a beautiful natural material with inherent imperfections in its structure, veining and coloration. As such, some slabs may be reinforced with meshing on the underside and may have colour matched resin fills in minor cracks and surface blemishes. Please note that this is standard practice.


METAL: All metals will go through a process of natural aging and oxidation due to environmental conditions. The result of this aging process will bring about colour change, to slow and reduce this natural process, appropriate cleaning and maintenance products can be used.




RHS ORIENTATION



Natural Ash




Carbon Ash



Dark Java Ash



Chalk Ash



Beech



Walnut

Plinth Ash / Beech / Walnut
Upholstery Fabric

Dimensions (mm)

3460W x 1640D x 725H

Seat Height: 380 mm

Dimensions (inches)

136.2W x 64.6D x 28.5H

Seat Height: 15 in

COM 26m / 28.4yd

Different textures, grains, colouration and densities are all natural characteristics of timbers. We find these variances an inherent and valuable part of the natural beauty of wood, no two pieces are the same making each OKHA design a unique, characterful piece and each product will be different from the next. Timber movement will also occur as this is a natural product.

STONE: Marble is a beautiful natural material with inherent imperfections in its structure, veining and coloration. As such, some slabs may be reinforced with meshing on the underside and may have colour matched resin fills in minor cracks and surface blemishes. Please note that this is standard practice.

METAL: All metals will go through a process of natural aging and oxidation due to environmental conditions. The result of this aging process will bring about colour change, to slow and reduce this natural process, appropriate cleaning and maintenance products can be used.