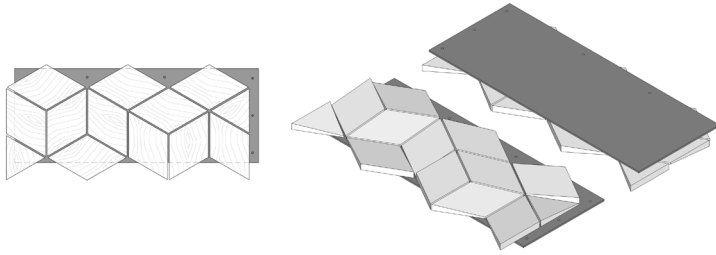


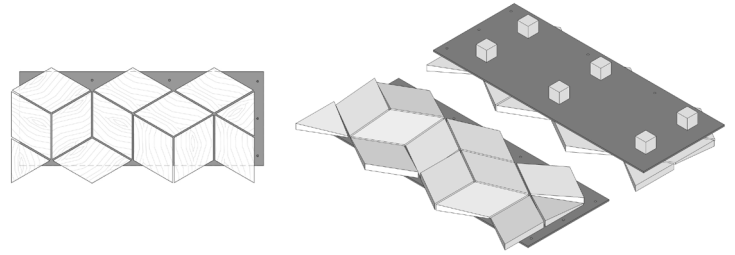
PIXEL

CELESTIO COLLECTION

STANDARD TILE



LIGHTING STANDOFF



SPECIFICATIONS

◆ **SPECIES (s)**

Defined by color
(see color chart)

◆ **CUT PATTERN**

Angled

◆ **THICKNESS**

*15/16 inches (23.81 mm) Standard
*2 7/16 inches (61.91 mm) w/ Lighting Standoff

◆ **INSTALL DIRECTION**

Horizontal, Vertical or Diagonal

◆ **INSTALLATION**

Construction Adhesive & Screws

◆ **GRADE (s)**

Character

◆ **COVERAGE/TILE**

*2.47 sf. (0.229 m²) Standard
*2.47 sf. (0.229 m²) w/ Lighting Standoff

◆ **WEIGHT/TILE**

*6.40 lbs. (2.90 kg) Walnut - Standard
*7.20 lbs. (3.27 kg) Oak - Standard
*6.70 lbs. (3.04 kg) Walnut - w/ Lighting Standoff
*7.60 lbs. (3.45 kg) Oak - w/ Lighting Standoff

◆ **TILES/BOX**

8 Standard
6 w/ Lighting Standoff

◆ **SURFACE TEXTURE (st)**

Defined by color
(see color chart)

◆ **COVERAGE/BOX**

*19.76 sf. (1.836 m²) Standard
*14.82 sf. (1.377 m²) w/ Lighting Standoff

◆ **WEIGHT/BOX**

*54.90 lbs. (24.90 kg) Walnut - Standard
*61.30 lbs. (27.81 kg) Oak - Standard
*43.90 lbs. (19.91 kg) Walnut - w/ Lighting Standoff
*49.30 lbs. (22.36 kg) Oak - w/ Lighting Standoff

* Weight, coverage and dimensions may vary depending on finish and the natural expansion and contraction of wood.

COLORS / WOOD - 8 AVAILABLE

AMERICAN WALNUT	ICEBERG	LUGANO	NOIR	OLDE DUTCH	OXFORD	SMOKE	STOUT
WALNUT	OAK	OAK	OAK	OAK	OAK	OAK	WALNUT
SMOOTH	LIGHT WIRE BRUSH	LIGHT WIRE BRUSH	LIGHT WIRE BRUSH	LIGHT WIRE BRUSH	LIGHT WIRE BRUSH	LIGHT WIRE BRUSH	SMOOTH

COLORS / ACRYLIC - 1 STANDARD • 4 CUSTOM

WHITE TRANSLUCENT	BLUE TRANSLUCENT	ORANGE TRANSLUCENT	RED TRANSLUCENT	YELLOW TRANSLUCENT
STANDARD	CUSTOM	CUSTOM	CUSTOM	CUSTOM



DUCHATEAU
THE GUILD / SIGNATURE / ATELIER

Product Sample Disclaimer

Created to be a one-of-a-kind piece of nature's artistry, each and every Duchâteau® wood product carries distinct variations in finish, patina, texture, grain and overall character that create the unique diversity and natural elegance of our 3D Wood Wall Panels. It is virtually impossible to capture – in a small sample – the entire range of color variation and character that will be present in the wall covering you will receive. To better understand the unique look of a Duchâteau finished wall covering in your space, we recommend consulting your sales representative for more details.

Installation and Performance Disclaimer

Environmental conditions, such as exposure to light, and fluctuations in temperature and humidity, will greatly affect product performance from initial installation throughout its life. Refer to our website for installation guidelines or see your local sales representative for more information on proper steps and specific environmental conditions to successfully install, care for and ensure the lifelong performance of your 3D Wood Wall Panels.

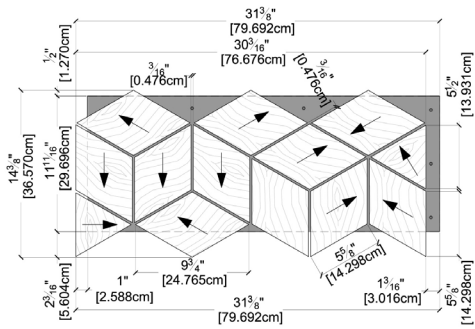
For more information, please contact us at [DUCHATEAU](http://DUCHATEAU.com) or visit

PIXEL

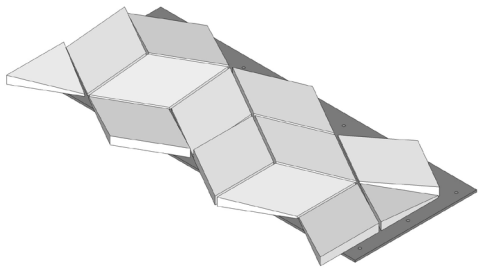
CELESTIO COLLECTION

STANDARD TILE

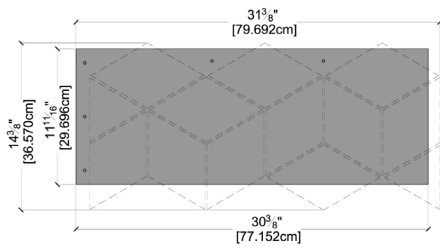
LIGHTING STANDOFF



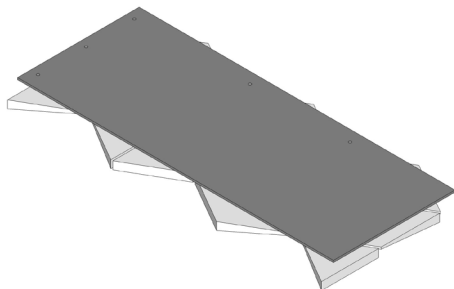
TOP VIEW DIMENSIONS



TOP VIEW 3D MODEL



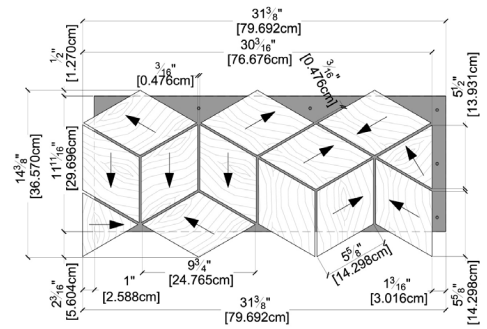
BOTTOM VIEW DIMENSIONS



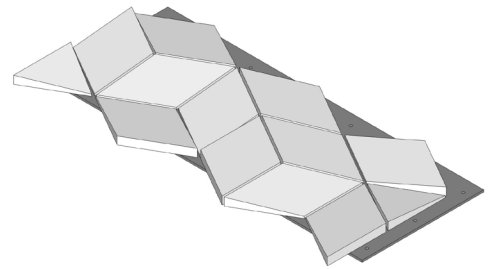
BOTTOM VIEW 3D MODEL



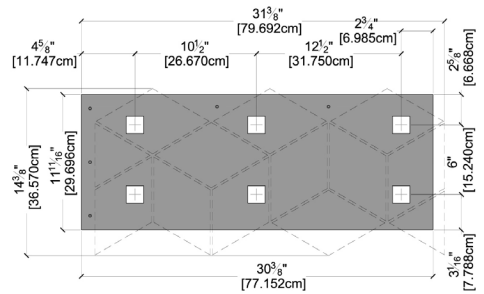
SIDE VIEW



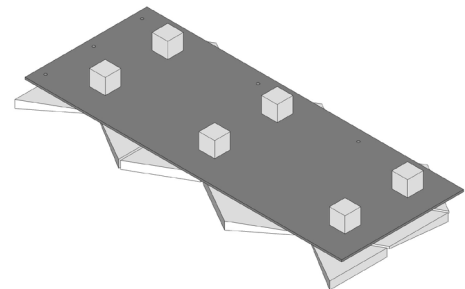
TOP VIEW DIMENSIONS



TOP VIEW 3D MODEL



BOTTOM VIEW DIMENSIONS



BOTTOM VIEW 3D MODEL



SIDE VIEW



DUCHATEAU
THE GUILD / SIGNATURE / ATELIER

Product Sample Disclaimer

Created to be a one-of-a-kind piece of nature's artistry, each and every Duchâteau® wood product carries distinct variations in finish, patina, texture, grain and overall character that create the unique diversity and natural elegance of our 3D Wood Wall Panels. It is virtually impossible to capture – in a small sample – the entire range of color variation and character that will be present in the wall covering you will receive. To better understand the unique look of a DuChâteau finished wall covering in your space, we recommend consulting your sales representative for more details.

For more information, please contact us at

DUCHATEAU or visit

Installation and Performance Disclaimer

Environmental conditions, such as exposure to light, and fluctuations in temperature and humidity, will greatly affect product performance from initial installation throughout its life. Refer to our website for installation guidelines or see your local sales representative for more information on proper steps and specific environmental conditions to successfully install, care for and ensure the lifelong performance of your 3D Wood Wall Panels.