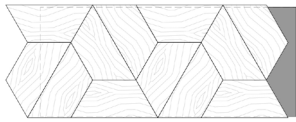


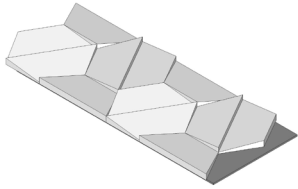
# JIG

## CELESTIO LEGNO COLLECTION


### WOOD



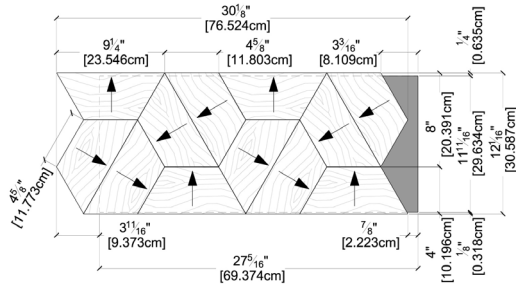
TOP VIEW



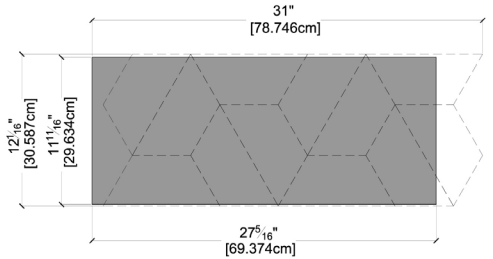
TOP VIEW 3D MODEL



BOTTOM VIEW 3D MODEL



TOP VIEW DIMENSIONS



BOTTOM VIEW DIMENSIONS



SIDE VIEW

### SPECIFICATIONS

◆ **SPECIES (s)**

Defined by color (see color chart)

◆ **CUT PATTERN**

Angled

◆ **THICKNESS**

\*15/16 inches (23.81 mm)

◆ **INSTALL DIRECTION**

Horizontal, Vertical or Diagonal

◆ **INSTALLATION**

Construction Glue & Nails

◆ **GRADE (s)**

Character

◆ **COVERAGE/TILE**

\*2.33 sf. (0.216 m2)

◆ **WEIGHT/TILE**

\*6.10 lbs. (2.76 kg) Walnut  
 \*6.80 lbs. (3.08 kg) Oak

◆ **TILES/BOX**

8 Pieces

◆ **SURFACE TEXTURE (st)**

Defined by color (see color chart)

◆ **COVERAGE/BOX**

\*18.64 sf. (1.731 m2)

◆ **WEIGHT/BOX**

\*52.50 lbs. (23.81 kg) Walnut  
 \*58.10 lbs. (26.35 kg) Oak

\* Weight, coverage and dimensions may vary depending on finish and the natural expansion and contraction of wood.

### COLORS / WOOD - 8 AVAILABLE

AMERICAN WALNUT	ICEBERG	LUGANO	NOIR	OLDE DUTCH	OXFORD	SMOKE	STOUT
WALNUT	OAK	OAK	OAK	OAK	OAK	OAK	WALNUT
SMOOTH	LIGHT WIRE BRUSH	LIGHT WIRE BRUSH	LIGHT WIRE BRUSH	LIGHT WIRE BRUSH	LIGHT WIRE BRUSH	LIGHT WIRE BRUSH	SMOOTH

**Product Sample Disclaimer**

Created to be a one-of-a-kind piece of nature's artistry, each and every Duchâteau® wood product carries distinct variations in finish, patina, texture, grain and overall character that create the unique diversity and natural elegance of our 3D Wood Wall Panels. It is virtually impossible to capture – in a small sample – the entire range of color variation and character that will be present in the wall covering you will receive. To better understand the unique look of a DuChâteau finished wall covering in your space, we recommend consulting your sales representative for more details.

**Installation and Performance Disclaimer**

Environmental conditions, such as exposure to light, and fluctuations in temperature and humidity, will greatly affect product performance from initial installation throughout its life. Refer to our website for installation guidelines or see your local sales representative for more information on proper steps and specific environmental conditions to successfully install, care for and ensure the lifelong performance of your 3D Wood Wall Panels.