

STUDIO OUTDOOR — 2023

KRISTIAN SOFUS HANSEN & TOMMY HYLDAHL

YEAR

2023

ENVIROMENT

Outdoor

CATEGORY

Seating

MADE IN

Italy

MATERIAL

A marine plywood structure and medium firm Quickdry foam.

VARIATIONS

Sunbrella Savane: Coconut J233*

* In order to be UK compliant: Sunbrella Natté: Heather

Sunbrella Savane: Whisper J349**

** In order to be UK compliant: Sunbrella Natté: Canvas

CARE

Follow care instruction on

WEIGHT

STUDIO SMALL

Net Weight: 18,0 kg
Gross Weight: 21,0 kg

STUDIO MEDIUM

Net Weight: 24,0 kg
Gross Weight: 26,5 kg

STUDIO LARGE

Net Weight: 39,0 kg
Gross Weight: 42,0 kg

STUDIO CORNER

Net Weight: 40,0 kg
Gross Weight: 42,5 kg

STUDIO OTTOMAN

Net Weight: 22,0 kg
Gross Weight: 25,0 kg

STUDIO CURVE

Net Weight: 35,0 kg
Gross Weight: 38,0 kg

STUDIO ARMREST

Net Weight: 2,0 kg
Gross Weight: 4,0 kg

STUDIO OTTOMAN CLASSIC

Net Weight: 20,0 kg
Gross Weight: 23,0 kg

LARGE CUSHION

Net Weight: 1,7 kg
Gross Weight: 2,0 kg

SMALL CUSHION

Net Weight: 1,1 kg
Gross Weight: 1,4 kg

PACKAGING DIMENSIONS

STUDIO SMALL - W 95 CM / D 100 CM / H 80 CM

STUDIO MEDIUM - W 135 CM / D 95 CM / H 80 CM

STUDIO LARGE - W 150 CM / D 100 CM / H 80 CM

STUDIO CORNER - W 125 CM / D 125 CM / H 80 CM

STUDIO CURVE - W 130 CM / D 125 CM / H 80 CM

STUDIO OTTOMAN - W 95 CM / D 100 CM / H 80 CM

STUDIO OTTOMAN CLASSIC - W 95 CM / D 100 CM / H 80 CM


STUDIO ARMREST - W 25 CM / D 55 CM / H 23 CM

LARGE CUSHION - W 62 CM / D 52 CM / H 22 CM

SMALL CUSHION - W 52 CM / D 42 CM / H 22 CM



Studio Outdoor is inspired by late 70s sofa styles, refined in a contemporary way - giving the series a unique identity. Each module of Studio articulates soft and welcoming lines ideally suited for living, socialising and relaxing where one can feel totally at ease. The armrest cushion is loose and can be moved and repositioned across the series.



SAVANE WHISPER

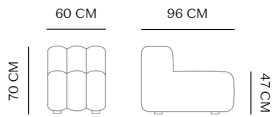


SAVANE COCONUT

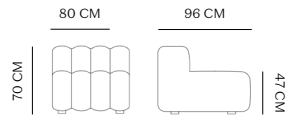
STUDIO OUTDOOR — 2023

KRISTIAN SOFUS HANSEN & TOMMY HYLDAHL

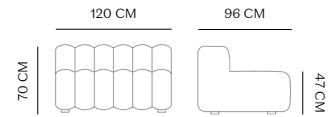
MODULES & DIMENSIONS



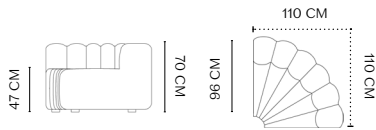
STUDIO SMALL
W 60 CM / D 96 CM / H 70 CM
SH 47 CM



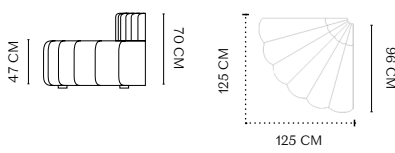
STUDIO MEDIUM
W 80 CM / D 96 CM / H 70 CM
SH 47 CM



STUDIO LARGE
W 120 CM / D 96 CM / H 70 CM
SH 47 CM



STUDIO CORNER
W 110 CM / D 96 CM / H 70 CM
SH 47 CM / SD 61 CM



STUDIO CURVE
W 125 CM / D 96 CM / H 70 CM
SH 47 CM / SD 61 CM



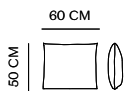
STUDIO OTTOMAN
W 80 CM / D 96 CM / H 47 CM



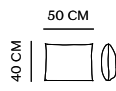
STUDIO OTTOMAN CLASSIC
W 80 CM / D 90 CM / H 47 CM



STUDIO ARMREST
W 20 CM / D 50 CM / H 16 CM



LARGE CUSHION
W 60 CM / H 50 CM



SMALL CUSHION
W 50 CM / H 40 CM