&Tradition

Rely HW139-HW140
Hee Welling
2026

Product Fact Sheet

Certified B Corporation

Rely HW139
Hee Welling
2026

W: 81 cm / 31.89 in
D: 82 cm / 32.28 in

Product description
Lounge Chair

Environment
Indoor

Material
Recycled plastic shell, HR Foam, textile, aluminium base

Production process
Injection moulded shell made of 100% recycled PP plastic, upholstered in foam and textile. The seat is made of a separate wooden shell which is upholstered and inserted into the plastic shell. The aluminium legs are powder-coated or polished and mounted onto a steel undercarrier.

Dimensions
H: 86 cm / 33.86 in, W: 81 cm / 31.89 in,
D: 82 cm / 32.28 in
Seating Depth: 55 cm / 21.65 in
Seating Height: 43 cm / 16.93 in

Weight
19.7 kg

Strength, durability and safety testing
EN 16139

Gliders
Plastic gliders

Impact
- Repurposes 10.2 kg of plastic waste, putting used material back into circulation.

- Designed for circularity, making it easier to repair, renovate, and responsibly recycle at end-of-life.

- Available with EU Ecolabel certified top fabrics, ensuring low emissions of polluting chemicals and high workplace standards.

Manufacturer
Produced in Lithuania by Actona Lithuania UAB

Cleaning instructions
Please see our Maintenance & Care instructions here

→ Black

→ Bronzed

→ Polished Aluminium

&Tradition®

Rely HW140
Hee Welling
2026

W: 81 cm / 31.89 in
D: 82 cm / 32.28 in

Product description
Lounge Chair

Environment
Indoor

Material
Recycled plastic shell, HR Foam, textile, steel tube base

Production process
Injection moulded shell made of 100% recycled PP plastic, upholstered in foam and textile. The seat is made of a separate wooden shell which is upholstered and inserted into the plastic shell. The legs are made from steel tubes that are powder-coated or chromed.

Dimensions
H: 86 cm / 33.86 in, W: 81 cm / 31.89 in,
D: 82 cm / 32.28 in
Seating Depth: 55 cm / 21.65 in
Seating Height: 43 cm / 16.93 in

Weight
16.9 kg

Strength, durability and safety testing
EN 16139

Gliders
Plastic gliders

Impact
- Repurposes 10.2 kg of plastic waste, putting used material back into circulation.

- Designed for circularity, making it easier to repair, renovate, and responsibly recycle at end-of-life.

- Available with EU Ecolabel certified top fabrics, ensuring low emissions of polluting chemicals and high workplace standards.

Manufacturer
Produced in Lithuania by Actona Lithuania UAB

Cleaning instructions
Please see our Maintenance & Care instructions here

→ Black

→ Bronzed

→ Chrome

&Tradition®

Recycling & Disassembly

Rely Lounge Chair HW139-HW140

Recycling
Your Rely Lounge Chair is built to last and we hope that it will serve you for many years to come. The lounge chair is covered with a high quality fabric that can be separated from its base. All fabric, foam, wooden and metal parts can be separated and delivered to a suitable recycling station.

Spare parts
To purchase spare parts, please write to our sales support team at with your query.

5 year warranty
&Tradition provides a 5-year warranty with every RELY Lounge Chair. This warranty covers any faults present at the time of purchase, or those that may have occurred as a result of a manufacturing defect. The warranty is valid from the date stated on the original invoice.

Disasembly

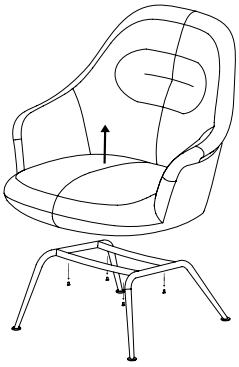

1. Start by unscrewing the 4 screws that attach the chair to the leg base. Separate the base from the chair.

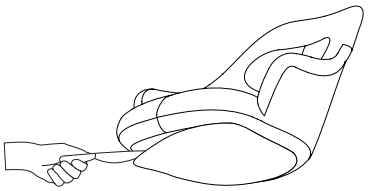

2. Carefully remove the black fabric on the underside of the lounge chair with a knife.

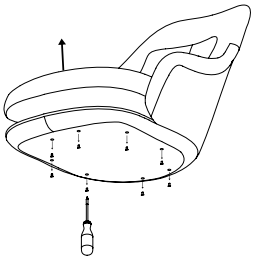

3. Unscrew the 8 bottom screws to remove seat plate.

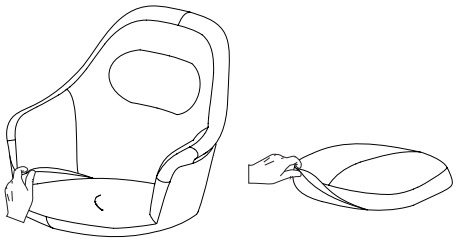

4. Remove the cover from seat and back pieces by gently pulling.

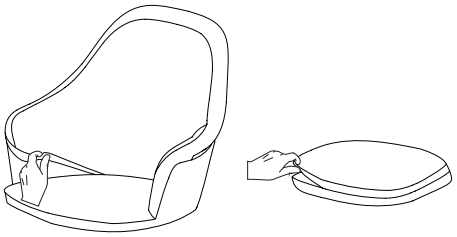

5. Separate plywood and foam elements on the seat and back pieces.

&Tradition®

Base Replacement

Rely Lounge Chair HW139-HW140

Please read these instructions carefully and retain them for future reference to ensure the components are changed correctly. For your own safety, please study each step of this instruction manual first. &Tradition is not responsible for any faults or damages caused by not following these instructions correctly.

These instructions are relevant for the following Rely chair bases and components:

A Tube legs
B Swivel base

The procedure for changing the base is the same for all base models.

Tools needed
- Screwdriver

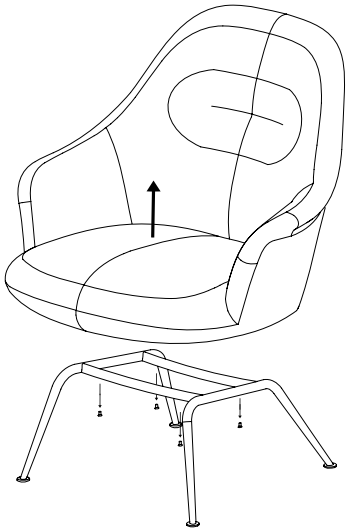

Changing the base

1. Start by unscrewing the 4 screws that attach the chair to the leg base. Separate the base from the chair.

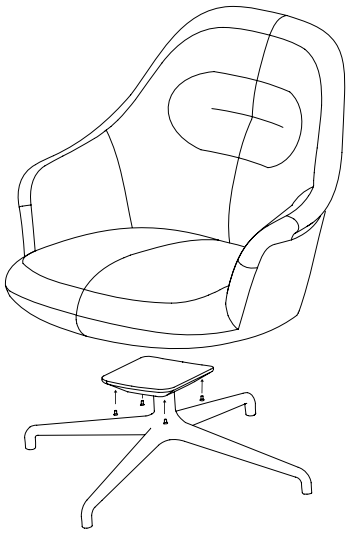

2. Attach the new leg base to the chair by mounting the screws using a screwdriver. Be careful not to overturn if using a power tool.

&Tradition®