





## SD SERIES: 9.5 SD

<http://tiny.cc/9SDseriesEN>

  
**TIPPING LOAD**  
**2650**  
 kg

  
**ENGINE POWER**  
**50**  
 hp

  
**SPEED**  
**18**  
 km/h

  
**FLOW RATE**  
**51**  
 l/min

  
**LIFT HEIGHT**  
**3,21**  
 m

Model	9.5 SD
Engine	Yanmar 4TNV88
Power (Iso Gross)	50 HP
Fuel	Diesel
Transmission	Hydrostatic
Drive speed (max.) <sup>(1)</sup>	18 km/h (11.2 mph)
Aux. hydraulics oil flow	51 l/min (13.5 GPM)
Max. lifting height	3,21 m (126.4 in)
Tipping load, max <sup>(2)</sup>	2650 kg (5842 lbs)
Lifting capacity straight <sup>(3)</sup>	2120 kg (4674 lbs)
Lifting capacity fully articulated <sup>(4)</sup>	1650 kg (3638 lbs)
Breakout force / 50 cm	2200 kg (4850 lbs)
Pushing force (c)	1550 kgf (1550 kp)
Specific ground pressure (w/standard tires)	856 kg/m <sup>2</sup> (175 lbs/sqft)
Turning radius: inside/outside	1030/2550 mm (40.5/100.4 in)
Standard tires (Tractor profile)	31X15.50-15 (400/50-15)
Weight	2055 kg (4530 lbs)
Product Code	C967300

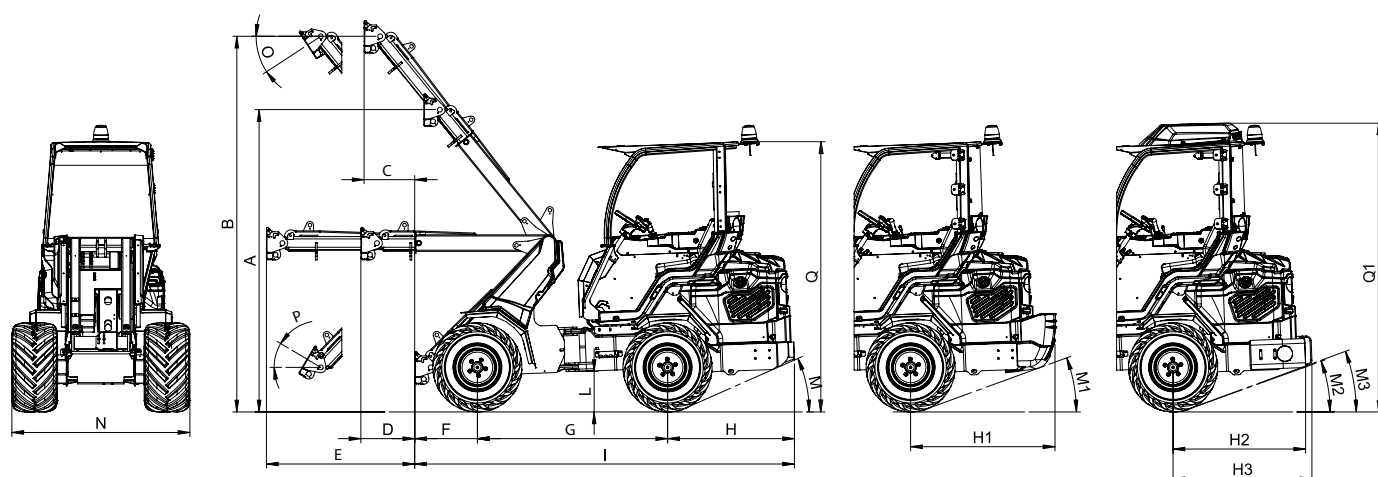
<sup>(1)</sup> Maximum speed that can be achieved with the largest diameter tires available, on a flat surface and machine without attachments.

<sup>(2)</sup> Maximum load that can be lifted just off the ground when the machine is straight, with rear weights and boom not extended. Weight of attachment included. <sup>(3)</sup> Machine straight, with rear weights and boom not extended. Weight of attachment is included. (80% of tipping load).

<sup>(4)</sup> Machine fully articulated, with rear weights and boom not extended. Weight of attachment is included.

## 9.5 SD - FEATURES

- DBS (Dynamic Block System)
- Multi-functions joystick
- Multi-disk parking brake
- Hydraulic oil cooler
- Hydraulic multiconnector
- ROPS-FOPS Level I
- Self-levelling double-H telescopic boom
- Radial Piston high efficiency and heavy duty Wheel Motor
- 2 front working light
- 4WD hydrostatic Direct Drive motors, proportional servo control
- LCD graphic display with programmed service (tachometer, hour meter, fuel gauge, maintenance light, light indicator and other 14 indicators)
- Ergonomic full adjustable spring seat with armrests and seat belt
- Ready to fit cabin



### DIMENSIONS (mm / in)

<b>A</b> - Pivot point height (not extended boom)	2530 / 99.6	<b>I</b> - Machine length (w/o rear weights)	3200 / 126
<b>B</b> - Pivot point height (extended boom)	3210 / 126.4	<b>L</b> - Ground clearance	340 / 13.4
<b>C</b> - Outreach with lifted boom (extended)	460 / 18	<b>M</b> - Angle of departure (w/o rear weights)	24°
<b>D</b> - Outreach with orizontal boom (not extended)	460 / 18	<b>M1</b> - Angle of departure (w/ 440 kg rear weights)	19°
<b>E</b> - Outreach with orizontal boom (extended)	1256 / 49.5	<b>M2</b> - Angle of departure (w/ 180 kg rear weights - side)	19°
<b>F</b> - Front length	530 / 20.8	<b>M3</b> - Angle of departure (w/ 180 kg rear weights - rear)	19°
<b>G</b> - Wheelbase	1600 / 63	<b>N</b> - Max width (w/ standard tires)	1500 / 59
<b>H</b> - Rear length (w/o rear weights)	1070 / 42	<b>O</b> - Dump angle	31°
<b>H1</b> - Rear length (w/ 440 kg rear weights)	1225 / 48.2	<b>P</b> - Rollback angle	29°
<b>H2</b> - Rear length (w/ 180 kg rear weights - side)	1115 / 43.9	<b>Q</b> - Height (w/ standard tires)	2260 / 89
<b>H3</b> - Rear length (w/ 180 kg rear weights - rear)	1170 / 46	<b>Q1</b> - Height with A/C (w/ standard tires)	2460 / 97

Tires size	Width (N)	Height (Q)
31X15.50-15	1500 mm (59 in)	2260 mm (89 in)
27X10.50-15	1370 mm (54 in)	2210 mm (87 in)
27X8.50-15	1320 mm (52 in)	2210 mm (87 in)
26X12.00-12 ET0	1410 mm (55.5 in)	2190 mm (86.5 in)
26X12.00-12 ET-50	1510 mm (59.4 in)	2190 mm (86.5 in)

## 9.5 SD - OPTIONS

Options	Code
110 V engine block heater	C885255
220 V engine block heater	C885250
3 additional working halogen light	C883064
3 additional working LED light	C883018
A/C system with heating for fully enclosed cab (C883044 required - not aftermarket)	C883907
Attachment coupling plate for rear mounting	C880031
Automatic locking plate	C883051
Backup warning beeper	C883021
Beacon light	C883039
Biodegradable oil	C883032
Driver area cover	C880049
Flat face coupling kit	C880221
Floating boom valve	C883060
Fully enclosed cab with sound insulation linen and mirrors	C883044
Heated seat	C885216
Heating system	C883033
Left protection bar for operator	C883052
Plexiglass back window (smart cabin)	C883057
Plexiglass right side (smart cabin)	C883056
Plexiglass windscreen (smart cabin)	C883046
Rear 12V electric socket	C883050
Rear bull bar with side extensions	C883037
Rear hydraulic outlets - double	C883908
Rear hydraulic outlets - single	C883049
Rear weights (440 kg / 970 lbs)	C885025
Rear weights 180 kg (90 kg + 90 kg) / 396 lbs (198lbs + 198 lbs)	C880054
Skid tires 27x10.50-15, set of 4	C884012
Skid tires 27x8.50-15, set of 4	C884011
Snow chains for wheel	see page 69

## 9.5 SD - OPTIONS

Options	Code
Tie down bracket on wheel hub, set of 4	C883065
Torque divider	C883910
Tractor tires 26x12.00-12 ET-50, set of 4	C884009
Trailer coupling	C885017
Turf tires 26x12.00-12 ET-50, set of 4	C884010
Turf tires 400/50-15, set of 4	C884013
Warning & Safety lights for road travel (with mirrors)	C883045
Wheel spacer 10 mm (0.4 in), set of 4 (max. 1 pcs for wheel)	C880090
Wheel spacer 55 mm (2.2 in), set of 4	C885010