

## LED Parking Lot Light

Model: SZ-PK500W-XXX-ACP

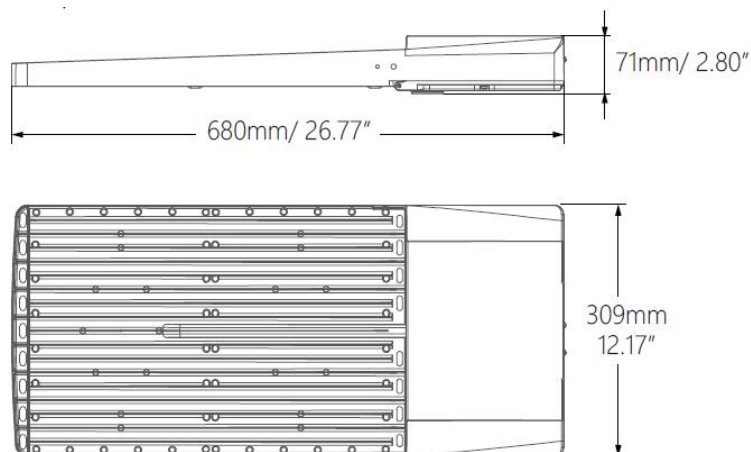

### Advantage:

- UL & DLC certificate
- 2835 Chip, high CRI
- Input voltage 120-277V / 200-480VAC
- No UV or IR in the beam
- Easy to install and operate
- Energy saving, long lifespan
- Light is soft and uniform, safe to eyes
- Instant start, NO flickering, NO humming
- Green and eco-friendly without mercury.

### Application:

Outdoor basketball court, tennis court.  
Badminton court, the football field.  
The school playground, stadium.  
Community leisure entertainment plaza,  
road lamp etc.

Unit: mm



## Product Specifications

Product Name	LED parking lot light
Model	SZ-PK500W-XXX-ACP
Dimension	26.77*12.17*2.8"

## Technical Characteristic

Color temperature	Adjustable CCT:4000K/5000K/6500K
CRI	>70
Lumen	80000LM
Lumen Efficacy	160LM/W
Input Power	Adjustable Power:240W/300W/400W/500W
Viewing Angle	Type III
Input Voltage	120-277V / 200-480V 50/60Hz
Driver model	SOSEN Driver or other China Brand driver , (0-10Vdc Dimmer, Surge-protective 10KV)
Mounting Option	Slip Fitter
PF	>0.9
Photocell	Yes
Waterproof Rating	IP65

## Materials

LED Type	2835
LED QTY	1120PCS
Housing	Aluminum(ADC12) +PC
Housing color	Brown
Operating Temperature	-40℃ TO 45℃
Operating Humidity	10%-90% RH
Storage Temperature	-40℃ TO 80℃

## Other

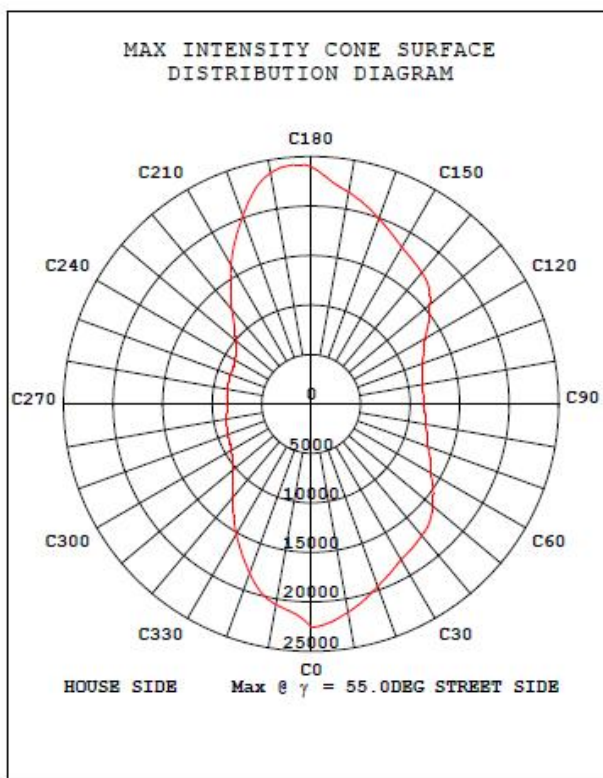
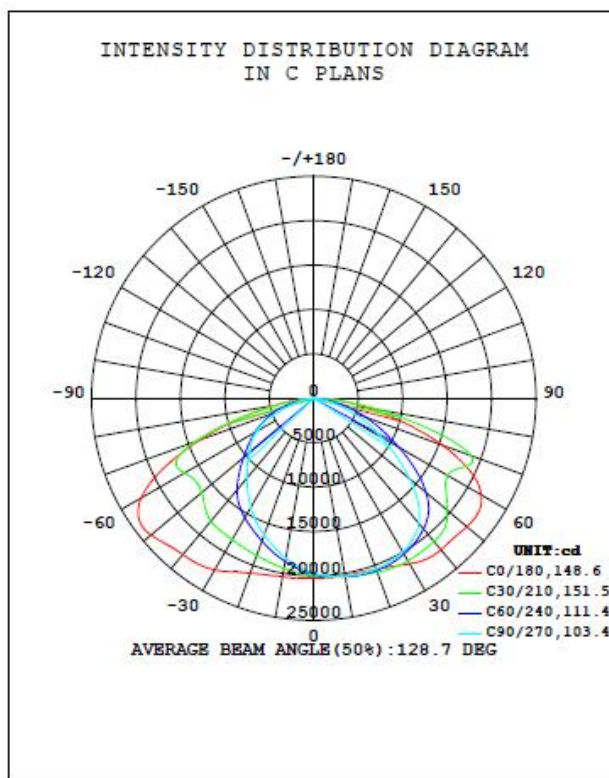
Storage Humidity	10%-95%
Application	Outdoor
Safety Certification	UL & DLC
Warranty Time	5 Years

## Light Distribution Testing Parameters

### STREETLIGHT PHOTOMETRIC TEST REPORT

Test:U:348.49V I:1.3903A P:478.06W PF:0.9867 Freq:50.04Hz Lamp Flux:76225.7x1 lm		
NAME: SZ-PK500W	TYPE:	WEIGHT:
SPEC.:	DIM.:	SERIAL No.:
MFR.: EVERFINE	SUR.:	Shielding Angle:

DATA OF LAMP		PHOTOMETRIC DATA Eff: 159.45 lm/W			
MODEL	SZ-PK500W	I <sub>max</sub> (cd)	24216	η street_up (%)	0.4
NOMINAL POWER(W)	500	LOR (%)	100.0	η street_down (%)	53.8
RATED VOLTAGE(V)	240	TOTAL FLUX(lm)	76229	η house_up (%)	0.5
NOMINAL FLUX(lm)	76225.7	MAXIMUM θ(C, γ)	185,55.0	η house_down (%)	45.3
LAMPS INSIDE	1	η up (%)	0.9	76 FLASHAREA (m2)	
TEST VOLTAGE (V)	240	η down (%)	99.1	SLI	



## Package

Model	Net Weight	Carton Size	Qty / Carton	Gross Weight
SZ-PK500W-XXX-ACP	7.2KG	37.2*14.17*4.92"	1 PC	8.5KG