



Hardware mounting options

Velcro Seat Attachment

Board material: ABS, wood

Cushion: seat

Code: NO CHARGE

Wheelchair: tilt in space,
powerchair, chair with a pan

ATP: Used to provide quick
and easy mount for a PRM
seat cushion to a wheelchair
pan



Flush Mount


Board material: wood

Cushion: seat or back

Code: FLUSHMT1

Wheelchair: tilt in space,
powerchair, chair with canes

ATP: this provides an easier
mounting option at an
increased price.



5/13/2025

J and L


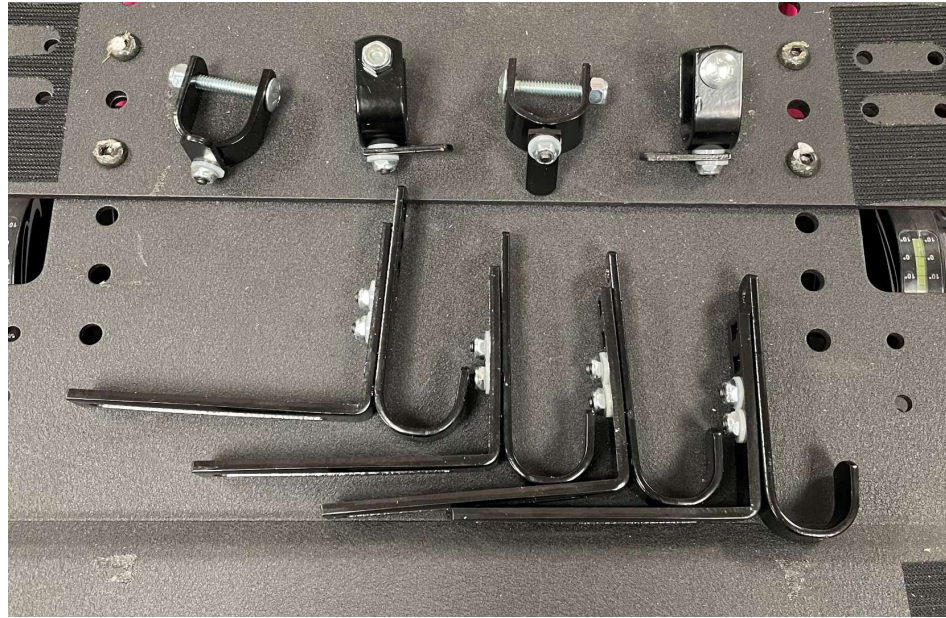
Board material: wood

Cushion: seat or back

Code: SBKHD1, SBKHD78,
SSTHD1,SSTHD78

Wheelchair: power tilt

ATP: Js and Ls provide the
least cost option with
adjustment.



5/13/2025

Bkshell Fixed

Board material: backshell or wood



Cushion: back

Standard 2pt or Heavy duty 4pt

Code: BKSHELLHDW

Wheelchair: tilt in space, powerchair, chair with canes.

ATP: This provides an easy mount from the backshell to the wheelchair canes.



Bkshell Quick Release (NEW 2025)


Board material: Backshell or wood

Cushion: back

Code: QRKHD

Wheelchair: tilt in space,
powerchair, chair with canes

ATP: provides an easy and quick
release for mounting and cover
cleaning.



Power Chair Mount (NEW 2025)





Board material: Backshell or wood

Cushion: back

Code: PWRBKMT1,
PWRBKMT2

Wheelchair: powerchair

ATP: This provides a universal mounting plate from a PRM backshell to a power chair.



5/15/2025

Knob style

Board material: wood

Cushion: seat or back

Code: BKNBHDWR,
SKNBHDWR

Wheelchair: tilt in space,
powerchair, chair with
canes

ATP: this provides the user
with easily being able to
adjust knobs with a greater
overall adjustment length
at an increased price

