



## SPECIFICATION S335v

### PRINCIPAL DIMENSIONS according to ISO 8666

Length Overall (Lmax)	10.31 m	33' 10"
Length Overall (Lmax) - ext. platf.	11.01 m	36' 1"
Length of Hull (LH)	10.07 m	33' 0"
Beam (BH)	3.50 m	11' 6"
Draught (Tmax)	0.94 m	3' 1"
Air height	3.45 m	11' 4"
Fuel capacity	570 l	125 UK gal
Water capacity	220 l	48 UK gal
Displacement	7.06 t	6.95 UK t
CE Category	B	B
Max. persons	8	8



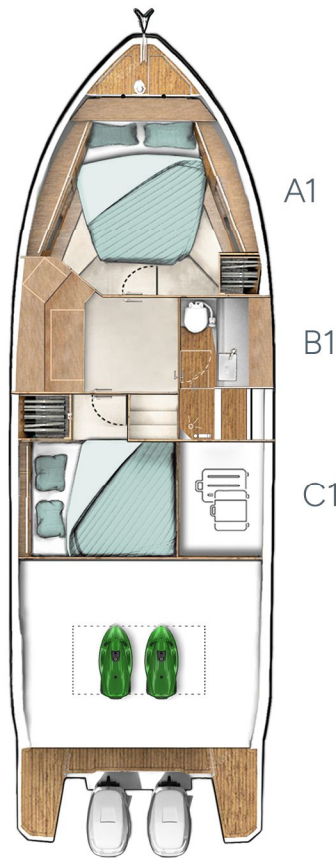
\*Max. outboard horse power: 2x300 hp, max. speed allowed: 40 knots. SEALINE reserves the right to change specifications in line with the company policy of improvement through research and development. All measurements/figures approximate. Errors and omissions are excepted. Specification and material can be changed without notice. Please check with your dealer for a full list of inclusions. Valid from 2026.01.01



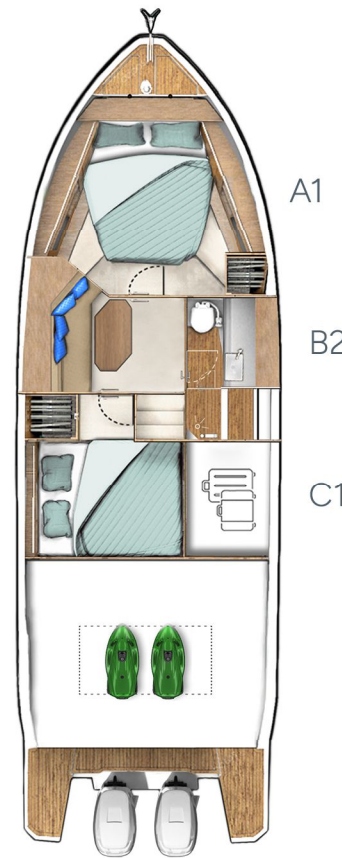
MAIN DECK



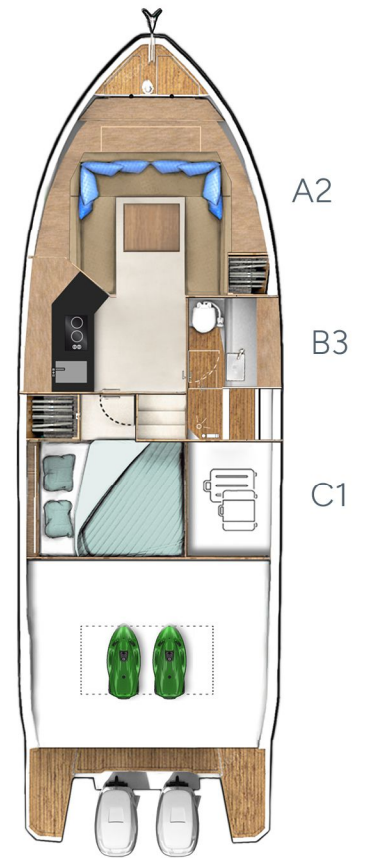
MAIN DECK  
with extended  
bathing platform



LOWER DECK  
Standard



LOWER DECK  
Option



LOWER DECK  
Option

## HULL

- GRP hull with sandwich construction, isophthalic gelcoat, colour: STAR WHITE, 1st layer vinyl ester resin
- Waterline, isophthalic gelcoat, colour: BLACK
- Aft pillar vinyl wrapped in GREY with SEALINE logo
- 2 hull windows not openable (bow cabin port side, lobby)
- 3 hull windows with openable porthole (aft cabin port side, bow cabin starboard side and toilet)

## DECK & COCKPIT

- GRP deck with antislip surface, isophthalic gelcoat, colour: STAR WHITE, 1st layer vinyl ester resin, double anchor locker, self draining, anchor arm stainless steel
- Fender strip, rubber, colour: BLACK
- SEALINE steering wheel
- Full windscreen with pantograph wipers and screen wash
- SEALINE convertible fabric roof system in cockpit, manual
- SEALINE convertible fabric roof system at steering position, manual
- Bathing platform in fiberglass, bathing ladder with handrail and bathing shower with hot and cold water and opening stainless steel gate.
- Stainless steel pulpit, 4 stainless steel mooring cleats, stainless steel handrails
- Seating "U"-shaped bench with fixed backrest and table with fixed leg. Manual bimini. External galley with sink, cold and hot water, fridge, 2-burner gas stove and storage. Pilot seat plus 2 copilot seats.
- Table in cockpit with fixed leg and cover, on port side. Storage room with electric opening

## PROPULSION

- Engine battery preparation including main switches
- Fuel tank, capacity: 570 litres

## ELECTRICAL EQUIPMENT

- 12 V and 230 V electric system with 230 V shore power connection. Sockets in lobby (2), bow cabin (2), aft cabin (1), toilet (1) and 12V on dashboard (1)
- Batteries-Service: 2 x 160 Ah
- Country Version: EU / AUS
- Manual toilet
- Light in cabins and lobby with dimmer. Dimmable indirect lights and reading lights in cabins. Lights in toilet, cockpit and storage room
- Holding tank (85 l)
- Water tank (220 l) with gauge and fresh water pump
- Bilge pumps: automatic electric (2) and manual emergency bilge pump in cockpit (1)

## NAVIGATION & INSTRUMENTS

- Standard dashboard
- Compass
- Navigation lights

## LAYOUT & INTERIOR

- A1: Bow cabin with double berth, 1 wardrobe, drawers underneath the bed, various lockers and storage boxes. 3 skylights, one openable. Fully equipped head with separated shower stall, handheld shower and comfort seat. Manual toilet. Open bulkhead.
- B1: Lobby with storage furniture and hanging lockers
- C1: Aft cabin with double berth, 1 wardrobe and storage

## UPHOLSTERY & WOOD

- Heads flooring - wood style
- Exterior seating material and upholstery helmsman seat in SARDINIA, colour: GULL WING (according to colour card).
- Standard mattresses in all cabins
- Interior furniture in high quality marine plywood: MADISON WOOD (according to colour card). Bedheads in bow cabin in MADISON WOOD (according to colour card) and aft cabin in soft material.

- Floorboard lower deck - AUSTRALIAN ACACIA (according to colour card)

## TRANSPORT

- SEALINE Owner's Manual in SEALINE document bag