



channel capital

APOLLO

Apollo Asset Backed Credit Trust (AUD)

Class A

Fund Report as at 31 May 2025

For Professional & Wholesale Investors Only

FUND DETAILS

APIR	CHN5250AU
ARSN	684 032 291
Fund Name	Apollo Asset Backed Credit Trust (AUD)
Responsible Entity	Channel Investment Management Limited ("CIML or "RE")
Underlying Company	Apollo Asset Backed Credit Company LLC
Underlying Company Manager	Apollo Manager, LLC, subsidiary of Apollo Asset Management, inc.
Underlying Company's Investment Objective¹	The Underlying Company seeks to invest in asset backed finance assets that prove high current income, backed by stable, contractual cashflows.
Fund Inception Date	31-03-2025
Net Asset Value	A\$9.6M
Underlying Company Net Asset Value	US\$656M
Redemption Unit Price	A\$1.0084
Valuations, Applications and Redemptions²	Monthly
Distributions	Quarterly ³
Currency Hedging	The Fund targets a hedge ratio of 100% to AUD
Management Fee⁴	1.15% p.a. of the net asset value of the Fund
Indirect Performance Fee	The Fund does not charge a performance fee. However, the Underlying Company is entitled to charge a performance fee of 10% on returns exceeding a 5% p.a. hurdle rate ⁵ .

UNDERLYING COMPANY CHARACTERISTICS

ASSET BACKED CREDIT PORTFOLIO

4.6 years

Weighted Average Life⁶

1.3 years

Portfolio Effective Duration⁷

65%

Floating Rate

80%

IG / IG Equivalent Exposure

92%

Proprietary Origination

122

Number of Investments

0.0x

Company Level Leverage⁸

PERFORMANCE SUMMARY

	1M	3M	6M	FYTD	1Y	Inception
	0.80%					0.84%

FUND PERFORMANCE (NET RETURN)

Year	Jan	Feb	Mar	Apr	May	Jun	Jul	Aug	Sep	Oct	Nov	Dec	CYTD
2025				0.04%	0.80%								0.84%

Past performance is not indicative nor a guarantee of future returns. The performance data presented herein pertains specifically to the Class A units of the Fund and is predicated on the month-end unit prices expressed in Australian Dollars. Net return of the Fund has been calculated after the deduction of management fees and operating costs. Please note that these figures do not factor in the potential tax obligations at an individual investor level. The value of an investment can rise and fall and past performance is not indicative of future performance. The Net Asset Value is determined by subtracting Fund liabilities from Fund assets. All figures disclosed within this report are net of GST and RITC. Investors are reminded to seek independent financial advice before making investment decisions based on this performance data.

- The Fund invests substantially all of its assets into the Underlying Company. Please refer to the Fund's Product Disclosure Statement for more information.
- Processed monthly, subject to available liquidity. The RE retains discretion to accept or reject redemption requests.
- When applicable or available from the Underlying Company, or otherwise as determined by the RE.
- Includes the Underlying Company's management fee of 1.00% p.a. and excludes the Underlying Company's estimated expenses of 0.75% p.a.
- Refer to the Fund's Product Disclosure Statement for more information on performance fees.
- Weighted Average Life is the average time in years that each dollar of principal in a portfolio is expected to be outstanding before being repaid.
- Portfolio Effective Duration is a measurement of the portfolio's sensitivity to changes in interest rates.
- Leverage is expressed as Company Level debt to equity, excluding FinCo line utilised for short-term settlements.

UNDERLYING COMPANY⁹ PORTFOLIO UPDATE

During May, the theme of the underlying portfolio has been to stay higher in quality, given that public market asset-backed finance (ABF) spreads are trading below historical median levels. This has enabled Apollo to avoid chasing risk in this tighter credit spread environment and to remain patient for more attractive entry points.

Apollo believes the asset-backed opportunity is compelling due to its diverse collateral, structural security, contractual cashflows, and low correlation to traditional corporate credit indices. The focus now remains on sourcing opportunities that provide relative value to liquid public securities through Apollo's origination platforms, partnerships, and direct origination.

The Underlying Company remains conservatively positioned, with recent deployment focused on senior investments in the capital structure supported by strong fundamentals, amid market volatility. Apollo believes the Underlying Company offers investors comprehensive origination flow, leveraging its differentiated platform and direct sourcing capabilities. In the Financial Assets pillar, deployment targets higher-rated assets, sourced directly and through partnerships, with a preference for sub-pillars which are tied to softened discretionary consumer spending.

The Residential Mortgage pillar comprises 25% of the underlying portfolio, while Apollo remains bullish on the US housing market, deployment has slowed due to credit spread tightening and attractive relative value elsewhere, such as Financial Assets. Apollo continues to source and originate raw assets, providing the flexibility to hold, finance, or securitize them as needed.

Lastly, given an expected slower pace of GDP growth in 2025, Apollo remains neutral on the Consumer Finance pillar, focusing deployment on homeowners with high credit scores and avoiding non-prime consumer and point-of-sale assets.

MARKET OVERVIEW

As US foreign trade tensions eased, market focus shifted to the growing US budget deficit, leading US Treasuries to their first monthly loss of the year. Moody's downgraded the US credit rating from Aaa to Aa1, citing rising debt and deficits, a move compounded by a weak US\$16 billion Treasury auction that pushed yields sharply higher.

The 10-year Treasury yield climbed 24 basis points, while the 30-year yield breached 5%, reaching its highest level since October 2023. In credit markets, US investment grade credit finished flat as rising interest rates offset spread tightening, as credit spreads narrowed by 12 basis points, the largest monthly move since November 2023. However European investment grade credit gained 0.5% with similar spread tightening.

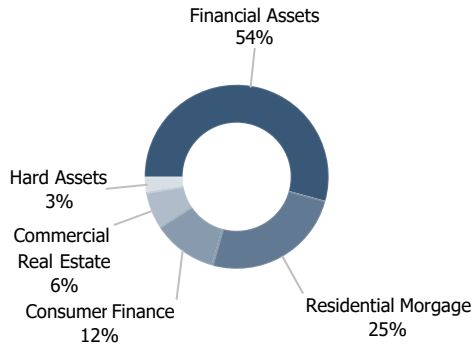
While we remain vigilant to tail risks, we see opportunity in the return of volatility across credit markets and are approaching it with discipline, focusing on issuers we know well and sectors we believe are positioned to outperform in this environment.

9. The Apollo Asset Backed Credit Trust (AUD) ARSN 684 032 291 ('Fund') invests substantially all of its assets into the Apollo Asset Backed Credit Company LLC ('the Underlying Company'). The Underlying Company is managed by Apollo Manager, LLC, ('the Underlying Company Manager'), which is a subsidiary of Apollo Asset Management, Inc. (together with its subsidiaries, 'Apollo').

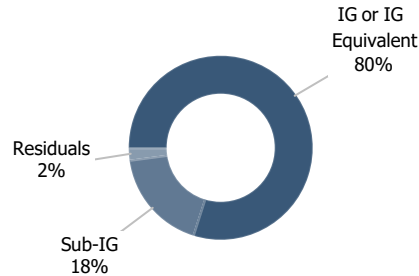
UNDERLYING COMPANY¹⁰

As of 31 May 2025

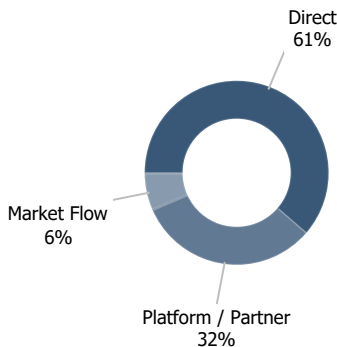
PILLARS



RISK LEVEL BREAKDOWN



ORIGINATION CHANNEL



REGIONAL BREAKDOWN

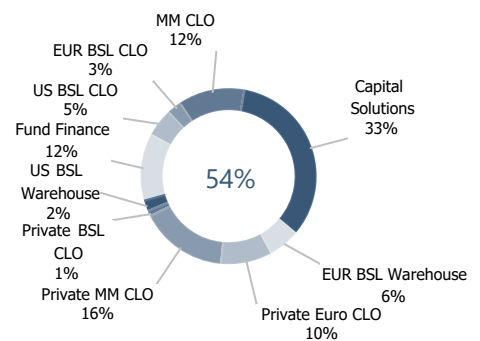


UNDERLYING PORTFOLIO BREAKDOWN¹¹

As of 31 May 2025

FINANCIAL ASSETS

- We've increasingly seen issuers that typically raised capital in traditional borrowing markets tap the Asset-Backed Securities market as an alternative source of financing, specifically music royalties, sports & media, risk transfer trades ("SRT") and net asset value ("NAV") loans.
- Risk Transfer Trades (Capital Solutions): We have continued to see existing risk on bank balance sheets being actively transferred to private investors as banks continue to manage risk weighted assets and other risk exposures. We believe there is a dislocation between the quality of bank origination and the capital charges associated with these originations. As a result, both 2024 and 2025 have represented a great opportunity to deploy in the SRT market, which can alleviate risk-weighted asset pressures on bank balance sheets.
- NAV Loans (Capital Solutions): Allowing private equity firms to borrow money secured against a portfolio of their holdings has become a popular instrument in the past few years. The strategy has become an increasingly important part of the private equity ("PE") industry given the slowdown in global M&A activity. Our strategy in this asset class has been to focus on deals of at least \$1 billion with Tier 1 PE, growth equity, and venture funds, with large, diversified portfolios. Over the past three years, Apollo has originated \$16 billion of NAV loans, with most of the transactions at an LTV of less than 15%. We see a strong pipeline as PE firms realize there can be a material MOIC benefit to utilizing NAV loans to fund investments in the middle of the fund life rather than reserving uncalled capital.

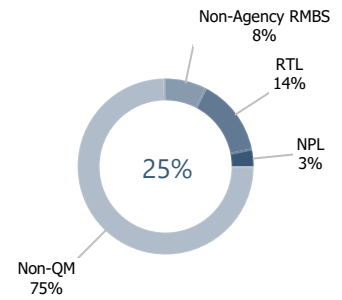


10. As of 31 May, 2025. Portfolio breakdowns include Unsettled Investments and exclude Trade Date Cash + Hedging. Subject to change. Diversification does not ensure profit or protect against loss. Past performance is not indicative nor a guarantee of future returns. There can be no assurance that Fund will achieve its objectives or avoid substantial losses. There is no guarantee that similar allocations or investment opportunities will become available in the future or, if available, profitable. Please refer to the Product Disclosure Statement sections for additional disclosures.

11. Portfolio breakdowns include Unsettled Investments and exclude Trade Date Cash + Hedging. Subject to change at any time without notice. There is no guarantee that similar allocations or investments will be available in the future.

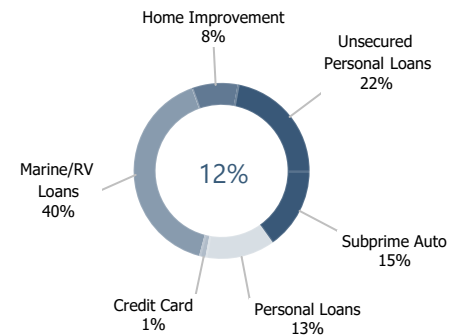
RESIDENTIAL MORTGAGES

- We continue to see a persistent shortage of home inventory amid high mortgage rates and rising home prices. Sales of previously owned US homes decreased 5.9% in March, the most since 2022. At the same time, while the national mortgage delinquency rate has edged up slightly year-over-year to 3.53% in February, this level is still below pre-pandemic rates. Our view continues to be that the supply-demand imbalance and the aging housing inventory, which will likely necessitate an upgrade, will bolster demand for Residential Transition Loans (“RTLs”) Home Improvement Loans and opportunities in low LTV, closed-ended second liens to prime borrowers.
- We remain committed to our RTL strategy through incremental allocations to forward flow agreements. We are focused on high-quality, light-touch renovation loans—avoiding high-touch construction projects—in recognition of elevated labor and material costs. We also believe Tier 1 residential real estate offers structural inflation protection and relatively stable collateral values, amid broader macroeconomic uncertainty.



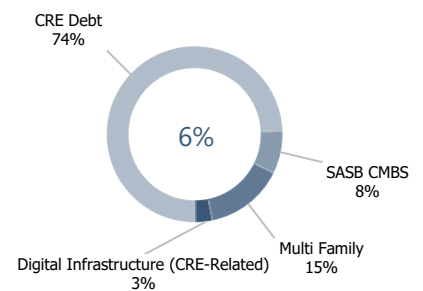
CONSUMER FINANCE

- Against the backdrop of potential consumer weakness, we remain focused on exposure concentrated in prime and super-prime borrowers. Recently, Apollo’s ABF platform purchased marine and recreational vehicle (“RV”) loans as well as home improvement loans originated by one of Apollo’s 16 proprietary origination platforms. This platform typically targets prime or super-prime borrowers—older homeowners with low mortgage rates and high home equity—who offer strong credit performance relative to other secured asset classes. Apollo also committed to an additional pool of consumer loans that are fixed rate, fully amortized installment products typically used for home improvement or debt consolidation for high earning individuals like doctors. The high-income, high-FICO, homeownership nature of these borrowers give us confidence in the expected performance of these loans, even in a recession. Also, the deal gives our platform recurring access to ample supply of granular consumer credit information such as borrower characteristics and repayment behaviors.



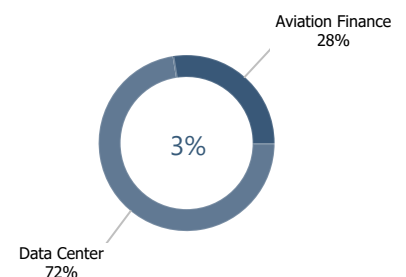
COMMERCIAL MORTGAGE

- While the commercial real estate (“CRE”) market was hit hard by lower demand for office space in the post-pandemic era and higher rates, the relative value of CRE credit remained attractive compared to other investment strategies, and we continue to focus on well-priced, senior positions with significant downside protection that offers potential for attractive risk-adjusted returns. We are focused on evaluating opportunities in both traditional property types (i.e.residential, industrial, retail, hotel) and more niche property types (i.e.data centers, student housing, self-storage). Notably, our data center exposure is focused on long-term leases to highly-rated tenants.
- We are also selectively acquiring pro rata strips of loans originated from our Commercial Real Estate lending platform, capitalizing on the relative value of whole loans versus securities as bank financing markets have improved, and financing is once again attractively priced. As these opportunities continue to scale, we expect the Company’s allocation to Commercial Mortgage investments to potentially grow over time.



HARD ASSETS

- We have maintained cautious and underweight allocation to the Hard Assets pillar. With metal prices inflated, we see asymmetric risk to the downside if pricing volatility picks up for Hard Assets. Our limited exposure to the pillar has been exclusively to opportunities sourced or originated by our controlled origination platforms, like PK Air, where we have deep expertise in the underlying assets.



TOP 10 POSITIONS

As at 31 May 2025

Pillar	Sub-Pillar	Description	% Total Portfolio Market Value
Residential Mortgage	Non-QM	Aggregation trust that holds a diverse portfolio of individual residential mortgage loans. The underlying trust holds 800+ positions.	19%
Financial Assets	US BSL Warehouse	Structured private financing facility holding a diverse portfolio of broadly-syndicated corporate loans.	9%
Financial Assets	Capital Solutions	SRT transaction backed by a diverse portfolio of subscription facilities made to funds managed by blue-chip managers. SRTs can offer significant credit enhancement.	7%
Financial Assets	Private Middle Market Facility	Structured private facility holding a diverse portfolio of middle market loans.	5%
Commercial Mortgage	CRE Debt	Structured private facility holding a diverse portfolio of predominately 1stlien CRE loans.	5%
Financial Assets	Fund Finance	NAV loan backed by a seasoned, blue-chip upper middle market private equity portfolio. The transaction offered an attractive LTV backed by the portfolio's equity value.	5%
Financial Assets	Capital Solutions	SRT transaction backed by a diverse portfolio of subscription facilities made to funds managed by blue-chip managers. SRTs can offer significant credit enhancement.	4%
Financial Assets	Capital Solutions	SRT transaction backed by a diverse portfolio of subscription facilities made to funds managed by blue-chip managers. SRTs can offer significant credit enhancement.	4%
Financial Assets	Euro BSL Warehouse	Structured private financing facility holding a diverse portfolio of broadly-syndicated Euro corporate loans.	3%
Consumer Finance	Marine/RV Loans	Marine/RV Loans targeting high FICO borrowers. This borrower pool can include homeowners with established credit histories and substantial home equity.	3%
			63% Total

APOLLO AT A GLANCE

As of 31 March 2025

APOLLO CREDIT

US\$641B

Credit Assets Under Management

30+

Years of Experience

~500

Credit Investment Professionals

>50%

Of AUM from Apollo & Affiliates

APOLLO ASSET-BACKED FINANCE

US\$246B

In-force Asset-Backed AUM¹²

US\$359B

Total Asset-Backed Deployment¹³

30+

Apollo Direct Sourcing Platforms and Partnerships

4,100+

Employees focused on Origination

ASSET BACKED FINANCE FIVE "FINANCIAL ASSET" PILLARS

1. **Consumer Finance:** Loans or instruments backed by consumer-related receivables, such as auto loans, student loans, credit cards, and personal or unsecured consumer debt.
2. **Residential Mortgage Loans:** Investments in newly originated or legacy residential mortgages globally, including distressed and nonperforming loan pools.
3. **Commercial Real Estate:** Mortgage loans and securities backed by commercial properties such as offices, retail centers, hotels, hospitals, and industrial assets, including private lending and secondary loan acquisitions.
4. **Asset-Backed Investments:** Loans secured by hard assets in sectors like transportation, aviation, solar, infrastructure, and agriculture, typically supported by long-term contractual cash flows.
5. **Financial Assets:** Cash flow-generating investments including receivables-backed instruments, CLOs, royalty streams, NAV lending, and bespoke financing solutions.

12. As of 31 March 2025. AUM breakout excludes non-core real estate.

13. Reflects total asset-backed deployment to date through 31 December 2024.

Contact Channel Capital

Phone: 1800 940 599

Email: clientservices@channelcapital.com.au

Website: www.channel-apollo.com.au

PLATFORM AVAILABILITY

CFS Edge

HUB24

Netwealth



IMPORTANT INFORMATION

This information has been prepared for use only by professional investors and wholesale clients (as defined under the Corporations Act 2001 (Cth)). Channel Investment Management Limited ACN 163 234 240 AFSL 439007 ('CIML') is the responsible entity for the Apollo Asset Backed Credit Trust (AUD) ARSN 684 032 291 (the 'Fund'). Neither CIML, Apollo Asset Backed Credit Company LLC (the 'Underlying Company', or together with its affiliates, 'Apollo'), Apollo, their affiliates its officers, or employees make any representations or warranties, express or implied as to the accuracy, reliability or completeness of the information contained in this report and nothing contained on this report is or shall be relied upon as a promise or representation, whether as to the past or the future. Apollo and its affiliates have not been involved, except as otherwise stated, in the preparation of this report. In addition, Apollo and its affiliates are not involved in the investment recommendation or decision-making process for the Fund. Past performance is not indicative of future performance. This information is given in summary form and does not purport to be complete. Information on this report should not be considered advice or a recommendation to investors or potential investors in relation to holding, purchasing or selling units in the Fund and does not take into account an investor's particular investment objectives, financial situation or needs. Before acting on any information you should consider the appropriateness of the information having regard to these matters, any relevant offer document and in particular, you should seek independent financial advice. For further information and before investing, please read the Fund's Product Disclosure Statement and Target Market Determination available from www.channel-apollo.com.au. Any interests expressed is taken as an indicative intention only and is not binding on the investor or CIML. Views and opinions expressed are for informational purposes only and do not constitute a recommendation by CIML or Apollo or its affiliates to buy, sell, or hold any security. Views and opinions are current as of publishing and may be subject to change, they should not be construed as investment advice. This material on the Underlying Company is provided for educational purposes, in the context of the distribution of the Fund only and should not be construed as investment advice or an offer or solicitation to participate in the Underlying Company.

The Zenith Investment Partners (ABN 27 103 132 672, AFS Licence 226872) ("Zenith") rating (assigned 1 May 2025 for the Apollo Asset Backed Credit Trust (AUD)) referred to in this document is limited to "General Advice" (s766B Corporations Act 2001) for Wholesale clients only. This advice has been prepared without taking into account the objectives, financial situation or needs of any individual and is subject to change at any time without prior notice. It is not a specific recommendation to purchase, sell or hold the relevant product(s). Investors should seek independent financial advice before making an investment decision and should consider the appropriateness of this advice in light of their own objectives, financial situation and needs. Investors should obtain a copy of, and consider the PDS or offer document before making any decision and refer to the full Zenith Product Assessment available on the Zenith website. Past performance is not an indication of future performance. Zenith usually charges the product issuer, fund manager or related party to conduct Product Assessments. Full details regarding Zenith's methodology, ratings definitions and regulatory compliance are available on our Product Assessments and at <https://www.zenithpartners.com.au/our-solutions/investment-research/regulatory-guidelines/>.

This report has been prepared, and all information regarding the Fund is provided, by CIML for use only by wholesale clients. To the extent any information provided by Apollo involves the provision of financial services in Australia under the Corporations Act 2001 (Cth), such information is provided by Apollo Management Singapore Pte. Ltd., and the following disclosure applies: Apollo Management Singapore Pte. Ltd. is exempt from the requirement to hold an AFSL under the Corporations Act 2001 (Cth) for financial services provided to wholesale clients. It does not hold such a licence and is regulated by the Monetary Authority of Singapore under Singaporean laws, which differ from Australian laws.

Assets Under Management (AUM) - The assets of the funds, partnerships and accounts to which Apollo provides investment management, advisory, or certain other investment-related services, including, without limitation, capital that such funds, partnerships and accounts have the right to call from investors pursuant to capital commitments. Apollo's AUM equals the sum of: 1. The NAV, plus used or available leverage and/or capital commitments, or gross assets plus capital commitments, of the yield and certain hybrid funds, partnerships and accounts for which we provide investment management or advisory services, other than certain CLOs, CDOs, and certain perpetual capital vehicles, which have a fee-generating basis other than the mark-to-market value of the underlying assets; for certain perpetual capital vehicles in yield, gross asset value plus available financing capacity; 2. The fair value of the investments of the equity and certain hybrid funds, partnerships and accounts Apollo manages or advises, plus the capital that such funds, partnerships and accounts are entitled to call from investors pursuant to capital commitments, plus portfolio level financings; 3. The gross asset value associated with the reinsurance investments of the portfolio company assets Apollo manages or advises; and 4. The fair value of any other assets that Apollo manages or advises for the funds, partnerships and accounts to which Apollo provides investment management, advisory, or certain other investment-related services, plus unused credit facilities, including capital commitments to such funds, partnerships and accounts for investments that may require pre-qualification or other conditions before investment plus any other capital commitments to such funds, partnerships and accounts available for investment that are not otherwise included in the clauses above. Apollo's AUM measure includes Assets Under Management for which Apollo charges either nominal or zero fees. Apollo's AUM measure also includes assets for which Apollo does not have investment discretion, including certain assets for which Apollo earns only investment-related service fees, rather than management or advisory fees. Apollo's definition of AUM is not based on any definition of Assets Under Management contained in its governing documents or in any management agreements of the funds Apollo manages. Apollo considers multiple factors for determining what should be included in its definition of AUM. Such factors include but are not limited to (1) Apollo's ability to influence the investment decisions for existing and available assets; (2) Apollo's ability to generate income from the underlying assets in the funds it manages; and (3) the AUM measures that Apollo uses internally or believes are used by other investment managers. Given the differences in the investment strategies and structures among other alternative investment managers, Apollo's calculation of AUM may differ from the calculations employed by other investment managers and, as a result, this measure may not be directly comparable to similar measures presented by other investment managers. Apollo's calculation also differs from the manner in which its affiliates registered with the SEC report "Regulatory Assets Under Management" on Form ADV and Form PF in various ways. Apollo uses AUM, Gross capital deployed and dry powder as performance measurements of its investment activities, as well as to monitor fund size in relation to professional resource and infrastructure needs.