For Professional / Wholesale investors only

KKR Private Equity (K-PRIME) Fund (AUD)

30-September-2026

Innovative open-ended strategy that provides access to KKR's well-established private equity platform.

Underlying Fund portfolio update[1]

During the month, the Underlying Fund held a dollar-weighted average age profile of approximately 3 years, as KKR continues to benefit from momentum across its portfolio of high-quality companies progressing on their value creation initiatives. As of 30 September, the Underlying Fund added one new investment, FYidoctors, bringing the portfolio to 132 companies reaching a total Net Asset Value (NAV) of US$8.93 billion.

Notable recent updates include[2]:

- **Growing Demand for Eyecare:** KKR acquired FYidoctors, Canada's largest optometry platform, through a proprietary relationship with the company's founder and CEO. FYidoctors stands out for its medically led, patient-first culture, which shows up in strong patient loyalty, high doctor retention, and consistent same-store sales growth. Vision care is a non-discretionary, recurring category that benefits from secular tailwinds like rising rates of vision impairment and aging populations. KKR brings an established value creation playbook to FYidoctors, drawing on its experience investing in vision care businesses such as 1-800 Contacts and Nexeye.

- **Strategic Repositioning:** Ahead of schedule and one year after acquiring OSTTRA, KKR has completed the full carve-out from its former parent companies, S&P Global and CME Group. OSTTRA now operates as a standalone company with less complexity and lower execution risk, providing mission-critical post-trade workflow solutions to the global derivatives market. Under KKR's ownership, OSTTRA has further strengthened the business by shifting revenue mix to a scalable subscription-based model and deepening the company's bench of talent with key new leadership hires and the expansion of its commercial and revenue teams to improve operations and management capabilities. There is clear runway for continued value creation through customer initiatives, growth investments, and operational improvements, including technology modernisation and AI enablement.

As of 30 September 2026, no single investment accounted for more than 5% of the Underlying Fund's NAV with the portfolio well diversified by geography, sector and strategy. The liquidity sleeve accounts for 16% of the Underlying Fund's NAV and was fully invested in money markets.

Fund Overview

APIR Code	CHN0548AU
Underlying Fund Investment Manager	Kohlberg Kravis Roberts & Co. L.P.
Fund	KKR Private Equity (K-PRIME) Fund (AUD)
Responsible Entity	Channel Investment Management Limited
Underlying Fund	KKR Private Markets Equity Fund SICAV SA - I, being a sub-fund of the KKR Private Markets Equity Fund SICAV SA
Inception Date	23/05/2023
Fund Net Asset Value	A$1.32b
Net Asset Value of the Underlying Fund	US$8.93b
Geography / Focus	Global / Private Equity - Buyout, Growth, Middle Market, Global Impact and Core

Top Ten Investments by NAV (Underlying Fund)[3]

Company	Country[4]	Sector[5]
Spectris Ltd	United Kingdom	Industrials
CIRCOR International	United States	Industrials
Exact Software Ned.BV	Netherlands	Information Technology
Wella Corp/The	Switzerland	Consumer Staples
Soderberg & Partners	Sweden	Financials
Fuji Soft Inc	Japan	Information Technology
Cotiviti Holdings Inc	United States	Health Care
Saviynt Inc	United States	Information Technology
USI Insurance Services	United States	Financials
Axel Springer SE	Germany	Comms Services

[1]The KKR Private Equity (K-PRIME) Fund (AUD) ('Fund') invests substantially all of its assets in the KKR Private Markets Equity Fund SICAV SA - I ('Underlying Fund'), being a sub-fund of the KKR Private Markets Equity Fund SICAV SA, which provides the Fund access to the K-PRIME investment program* through its investment into the KKR Private Markets Equity Fund (Master) FCP. Where this document discusses investment by the responsible entity of the Fund or the Fund into K-PRIME, it should be read as the Fund investing into K-PRIME through the Underlying Fund.

[2]Based on company information for the period of KKR ownership as of 30 September, 2026.

[3]Includes the liquidity sleeve. [4]Country of Risk. [5]Categorized by GICS II Sectors.

Note: The specific investments/portfolio companies identified are not representative of all of investments purchased, sold or recommended for K-PRIME and it should not be assumed that the investment in the companies identified was or will be profitable. The above does not represent the full depth of information discussed and analyzed with respect to the applicable investments. There is no guarantee that K-PRIME will achieve its investment objectives. There is a risk of losing all or part of the investment. An investment in K-PRIME does not include direct investment in underlying assets. Please note that share class hedges are not included in this report.

KKR Private Equity (K-PRIME) Fund (AUD)

Underlying Fund Portfolio

30-September-2026

The following charts illustrate the strategic positioning of K-PRIME, indicating its distribution across investment strategy, sector, geography, and liquidity value, determined based on the NAV of the K-PRIME Master as of the date of this document. For clarity, the data provided below exclusively pertains to the K-PRIME Master and does not represent the Fund directly. However, the Fund maintains its connection to K-PRIME through its investment in the Underlying Fund. The Underlying Fund then commits to the K-PRIME Master, which is tasked with implementing K-PRIME. Hence, while the Fund does not mirror K-PRIME directly, it follows its path indirectly through a sequence of strategic investments. The insights derived here can indirectly inform you on the strategic alignment and potential performance of the Fund, contingent upon the actions of the Underlying Fund and the K-PRIME Master within the context of K-PRIME.

Investment Strategy

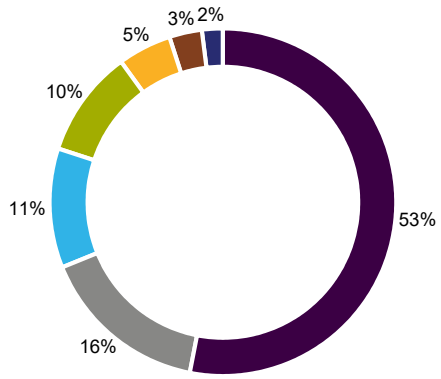

- Buyout
- Liquidity Sleeve
- Core
- Growth-Equity
- Mid-Market
- Opportunistic Investments
- Global Impact

Vintage Year

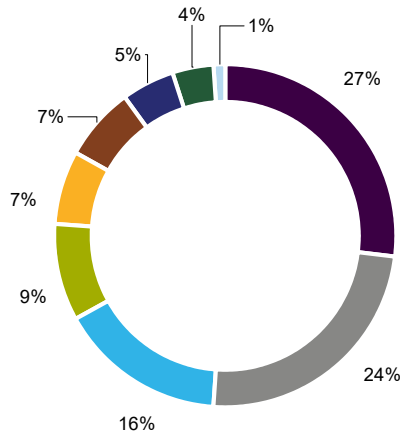

- 2025
- 2024
- 2023
- 2019
- 2022
- 2026
- 2020
- 2021
- 2018

Sector^

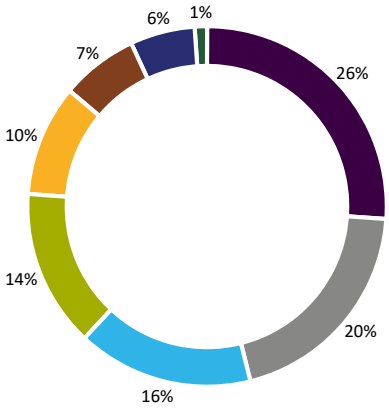

- Information Technology
- Industrials
- Health Care
- Financials
- Consumer Discretionary
- Consumer Staples
- Communication Services
- Materials

Geography#

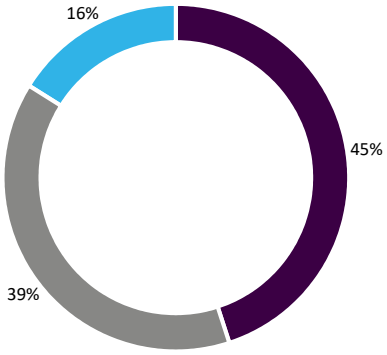

- Americas
- EMEA
- Asia Pacific

Note: The above is provided for information purposes only. Investments are not limited to the strategies mentioned above. Figures may be subject to rounding. Please note that share class hedges are not included in this report. ^Categorized by GICS II Sectors. Excludes the Liquidity Sleeve. # Country of Risk. Excludes Liquidity Sleeve.

AUD Fund Performance

Monthly Performance AUD - Net

Class A

Year	JAN	FEB	MAR	APR	MAY	JUN	JUL	AUG	SEP	OCT	NOV	DEC	YTD
2023	-	-	-	-	0.01%	0.44%	0.32%	0.96%	0.83%	-0.12%	-0.16%	0.12%	2.42%
2024	0.61%	0.23%	1.23%	0.99%	0.75%	1.41%	1.66%	0.57%	1.21%	0.74%	0.04%	1.27%	11.24%
2025	1.35%	0.65%	2.25%	-0.54%	0.83%	1.23%	0.46%	-0.12%	1.89%	0.38%	1.18%	1.57%	11.67%
2026	0.14%	0.43%	1.58%	0.10%	1.33%	1.85%	0.28%	0.73%	1.43%	-	-	-	8.13%

Performance Summary - Net

Class A

	1 Month	3 Months	6 Month	FYTD	1 year	2 Years p.a.	3 Years p.a.	Since inception p.a. (23-May-2023)
Fund Net Return	1.43%	2.45%	5.84%	2.45%	11.55%	11.01%	10.27%	9.97%

The performance data presented herein pertains specifically to the Class A units of the AUD Fund and is predicated on the month-end unit prices expressed in Australian Dollars. Net return of the AUD Fund has been calculated after the deduction of management fees and operating costs. Please note that these figures do not factor in the potential tax obligations at an individual investor level. The value of an investment can rise and fall and past performance is not a reliable indicator of future performance. The Net Asset Value is determined by subtracting AUD Fund liabilities from AUD Fund assets. All figures disclosed within this report are net of GST and RITC. Investors are reminded to seek independent financial advice before making investment decisions based on this performance data.

Further Information

Phone	1800 940 599
Email	clientservices@channelcapital.com.au
Web	www.channel-kkr.com.au

Platform Availability

AMP North	Ausmaq
BT Panorama	CFS Edge
CFS First Wrap	HUB24
Insignia Expand	Macquarie Wrap
Mason Stevens	Netwealth
Powerwrap	Praemium
Xplore Wealth	

Important Information

NOT FOR RELEASE OR DISTRIBUTION IN THE UNITED STATES

This document is issued by Channel Investment Management Limited ACN 163 234 240 AFSL 439007 ('CIML'). CIML is the responsible entity and issuer of units in the KKR Private Equity (K-PRIME) Fund (AUD) ARSN 666 531 184 (the 'Fund'). Channel Capital Pty Ltd ACN 162 591 568 AR No. 001274413 ('CCPL') distributes the Fund and is the holding company of CIML. This document is intended for use only by the addressed recipient. The information contained in this report is provided by Kohlberg Kravis Roberts & Co ('KKR'), the investment manager of the Underlying Fund and K-PRIME Master. Neither CIML or KKR, their officers, nor their employees make any representations or warranties, express or implied as to the accuracy, reliability, or completeness of the information contained in this document. Where CIML or KKR relies on third parties to provide information used in this document, CIML or KKR, their respective directors and their respective employees, are not responsible for the accuracy of that information. Opinions expressed constitute CIML's and/or KKR's judgment at the time of this publication and are subject to change. Subsequent changes in circumstances may also affect the accuracy of the information. Nothing contained in this document is or shall be relied upon as a promise or representation, whether as to the past or the future. Past performance is not a reliable indication of future performance. CIML and KKR do not provide any guarantee about the future performance of the investment products, managers, asset classes or capital markets discussed. The information in this document is given in summary form and does not purport to be complete. Information in this document, should not be considered advice or a recommendation to investors or potential investors in relation to holding, purchasing or selling units in the Funds and does not take into account your particular investment objectives, financial situation or needs. Before acting on any information you should consider the appropriateness of the information having regard to these matters, the Product Disclosure Statement, Target Market Determination, and in particular, you should seek independent financial advice. You are cautioned not to place undue reliance on forward looking statements in this document. Neither CIML nor KKR have any obligation to publicly release the result of any revisions to these forward looking statements to reflect events or circumstances after the date of this document. For further information and before making any decision to invest, you should read the Fund's latest Product Disclosure Statement and Target Market Determination at https://www.channel-kkr.com.au. Except where under statute liability cannot be excluded, no liability (whether arising in negligence or otherwise) is accepted by CIML or KKR, their respective directors or their respective employees for any errors or omissions, or for any losses caused to any persons acting on the information contained in this document. CCPL has a financial incentive to recommend KKR's products to prospective investors, resulting in a material conflict of interest. Other potential and actual conflicts of interest which exist and/or arise from CCPL's current and future business activities and relationships with KKR, its affiliates and investors (including those solicited by CCPL) and portfolio companies of KKR-managed funds and accounts ('Portfolio Companies') include CCPL and its personnel may from time to time invest in Portfolio Companies and/or companies that have interests different from or adverse to the Fund or other KKR clients and/or their Portfolio Companies. CCPL is also entitled to be indemnified from and against any actual and direct liabilities, losses, damages, costs or expenses (including legal fees) arising out of its services, including any claims, demands, actions, suits or proceedings in which CCPL may be involved, or threatened to be involved in connection with its engagement by KKR. As a result, the Fund may be required to reimburse CCPL or KKR for any expenses incurred in the defence of, or in response to, any such action, although CCPL's engagement with KKR includes certain carve outs to the above indemnification and reimbursement obligations including where such losses arise solely out of our bad faith, fraud, wilful misconduct, gross negligence or a material breach of CCPL's agreement with KKR. None of CCPL or its affiliates, officers, employees, shareholders or agents are officers, employees, members, partners or agents of KKR, the Fund or their respective affiliates and may not be viewed as such. CCPL is not an affiliate of KKR for the purposes of the U.S. Investment Advisers Act of 1940, as amended.

channel capital | KKR