



PBISApps Community

Check In Check Out
January 16, 2026

Danielle Triplett, M.Ed.
Senior Research Assistant and PBISApps Trainer
University of Oregon



Welcome!

Tell us something positive
you've learned or
experienced with Check In
Check Out



Today's Plan

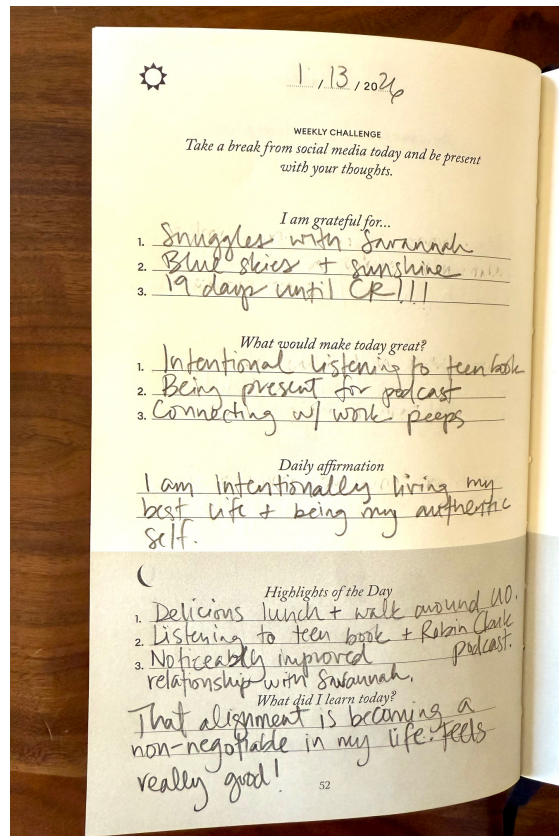
Check In Check Out

1. Key features and how it works
2. Common issues to consider
3. Open discussion and problem solving



Timberline Lodge
Mt. Hood, Oregon

Danielle's Journalling Journey



“We are what we repeatedly do. Excellence, then, is not an act, but a habit.”

Will Durant


Layering of Tiers



Tier 1



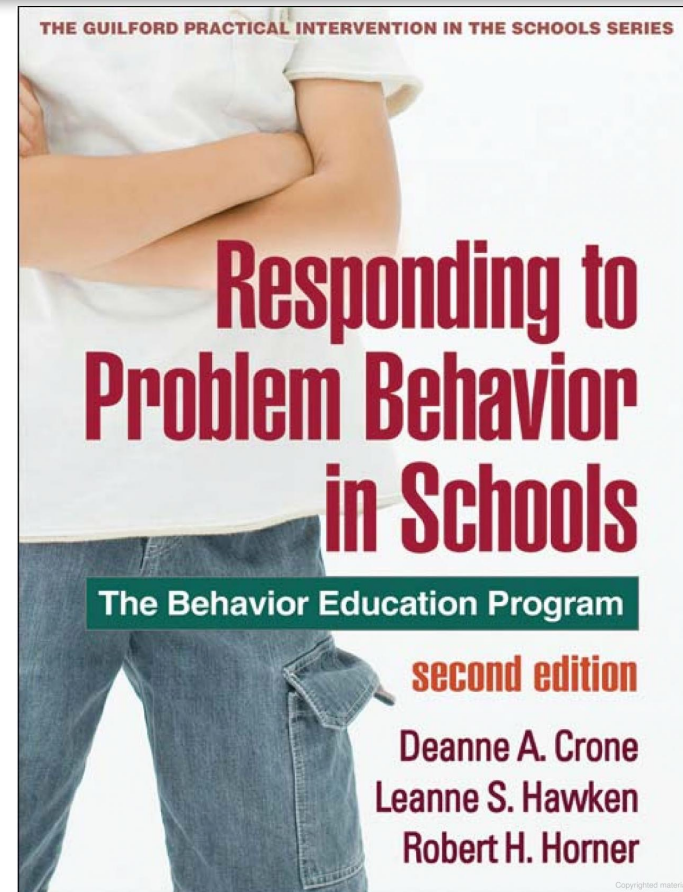
Tier 2



Tier 3

Key Features of CICO

1. **Efficient** for large groups of students
(e.g., 10%-15% of student population)
2. **Effective** for 65%-75% of students identified
as needing Tier 2 support
3. **Daily “check-in” and “check-out”** with
respected & encouraging adult(s)
4. Start each activity/class period with **positive
staff-student interaction**
5. Increase frequency of **contingent feedback**
from teachers/supervisors



Nomination and Implementation



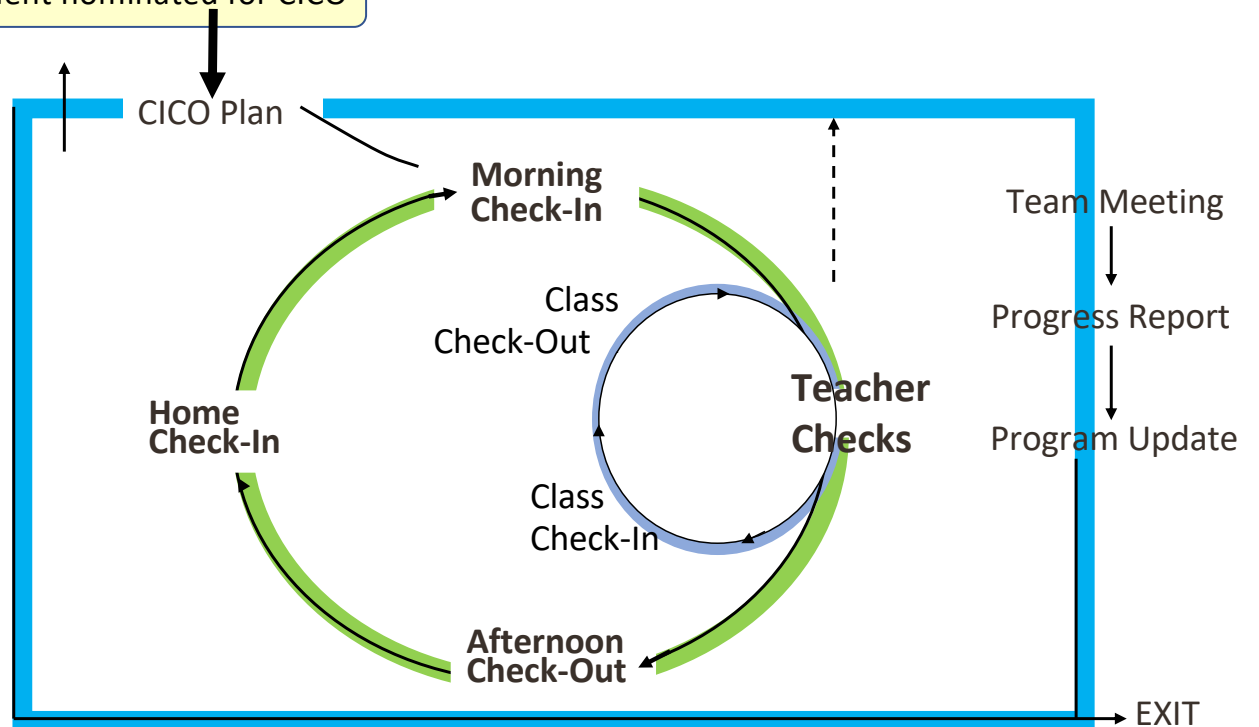
Student nominated for CICO

Nomination Process

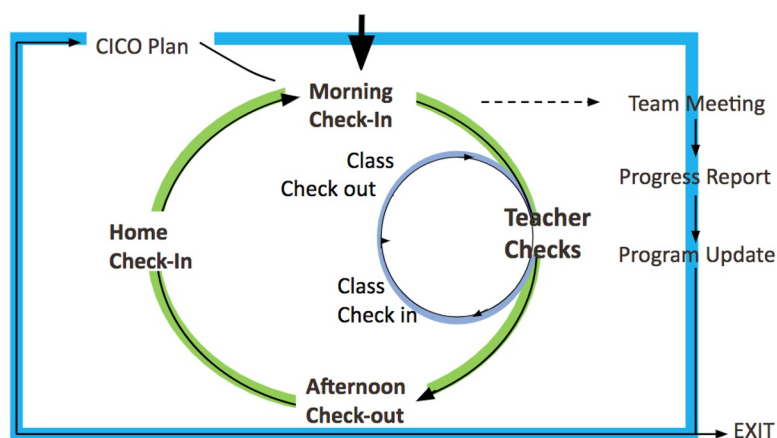
- ODR level/Screening
- Request
- Review/Approval

CICO Implementation

- Student invitation within 3 days
- Orientation



Morning Check-In & Afternoon Checkout



Meetings are often less than 2 minutes each and include only positive interactions

Morning check-in routine

Greet, assess, prepare or redirect students

Students are “set up for success”

Provide positive recap from previous day

Identify goal and incentive for the day

Give card and remind them to return at check-out

Afternoon check-out routine

Collect progress card

Calculate percent of points

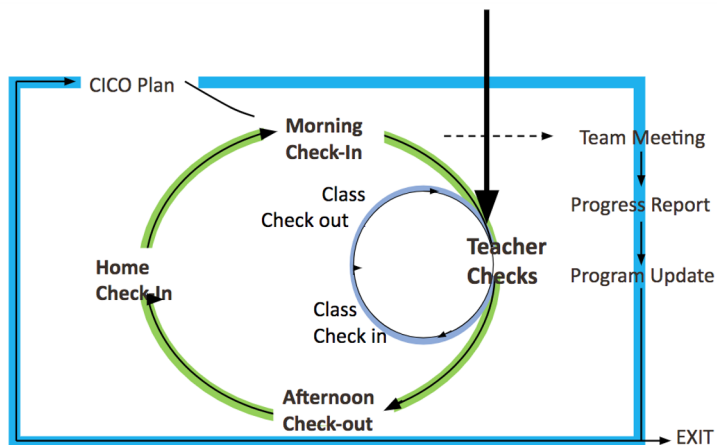
Give positive feedback and acknowledge success if student checks-out in person

Student-Teacher Checks



Student

Greets teacher upon entering class
Demonstrates expected behaviors
Recruits teacher's feedback at end of class



Teacher

Greets student upon entering class
At end of class:

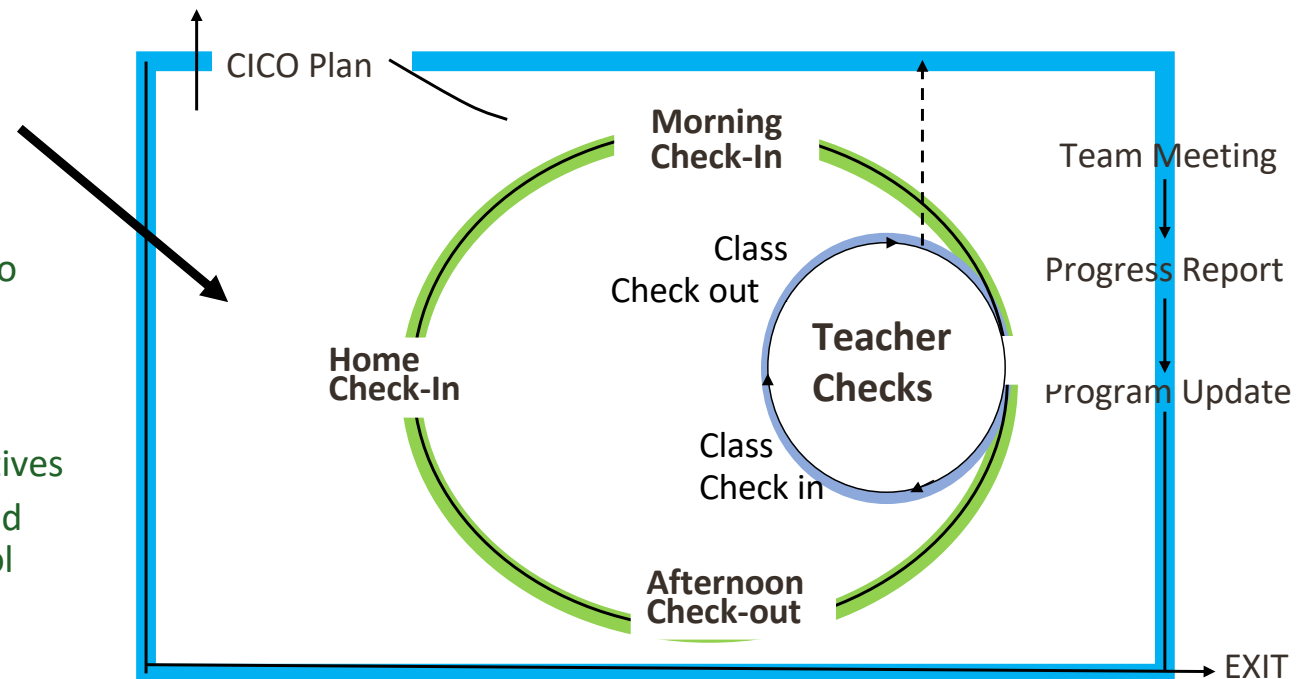
- Scores the card
- Provides positive and specific feedback

Teacher checks are often less than 1 minute each and include authentic performance feedback delivered calmly and positively

Home Check Ins

Home Check-In

- Student gives DPR to parent
- Parent praises/encourages
- Parent avoids negatives
- Parent signs DPR and sends back to school



Example Daily Progress Reports



H.U.G. Progress Report

Name _____ = 2 points Points received _____
 Date _____ = 1 point Points possible _____
 Goal _____ = 0 points Daily Goal reached? Yes No

Goals	Morning	PE/Music	Reading	Math	Afternoon/Res.
1. Be Safe (Keep hands, feet and objects to self.)	😊😊😊	😊😊😊	😊😊😊	😊😊😊	😊😊😊
2. Be Kind (Use kind words and actions.)	😊😊😊	😊😊😊	😊😊😊	😊😊😊	😊😊😊
3. Be Responsible (Be on task, follow directions.)	😊😊😊	😊😊😊	😊😊😊	😊😊😊	😊😊😊

Comments:

Parent Signature _____

ROCK Report

Name _____ 2 = Great Points received _____
 Date _____ 1 = Almost Points possible _____
 Goal _____ 0 = Try Again Daily Goal met? Yes No

Goals:	Morning Work	Reading	Math	Lunch	PE/Music	Spelling/Writing	Resource/RTI	Afternoon
1. Be Safe (Keep hands, feet and objects to self.)								
2. Be Respectful (Use kind words and actions.)								
3. Be Responsible (Be on task, follow directions.)								

Comments:

Parent Signature: _____

CICO Home Report

Name: _____ Date: ____/____/____

☐ I met my goal today!

☐ I had a hard day today.

One thing I did really well today is _____

Something I will work on for tomorrow is _____

Comments: _____

Parent Signature: _____

More examples here:

<https://www.pbisapps.org/resource/cico-point-card-examples>

Morning and Afternoon Mentors



Goal: Bookend the day by dosing up teaching expectations and providing positive feedback with a caring adult

Who is doing this in your schools?

What's working well?

How do students get matched with this person?

What logistics are in place to get kids where they need to be?

Potential Hurdles



Goal: Be proactive to set everyone up for success. Predict and plan for things that could be hurdles to staff feedback and DPR completion.

What happens when there is a sub?
What is the plan for early release days?
What about kids arrive who arrive late?
Or leave early for an appointment?
What should kids do if they lose the DPR?

“If we can
predict it, we can
prevent it.”

Billie Jo
Rodriguez

Critical Practices



PERSONALIZED WELCOME

Brief, positive, & personalized.
Build rapport

FREQUENT AND ONGOING FEEDBACK

Constructive, regular & immediate
From teachers & CICO staff

POSITIVE REINFORCEMENT

Positive attention & reinforcement when students meet their daily behavioral goals.

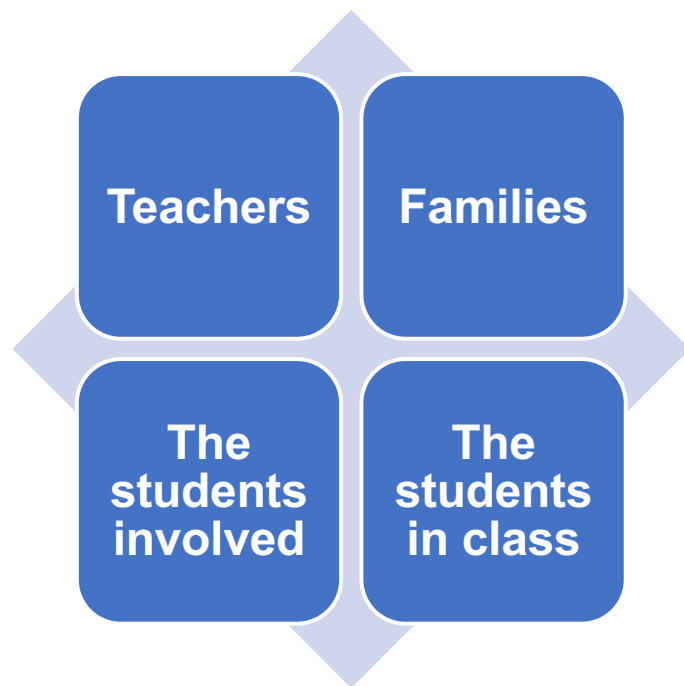
PARENT INVOLVEMENT

Parental permission, buy-in, & active participation to create a **supportive home environment.**

FADING AND GRADUATION

Plan for gradually reducing the intensity of the intervention & **celebrating successful graduation from CICO**

What's In It For Me?



Resource: Teach By Design



Cooking with Fidelity: How Smart Adaptations Improve Tier 2 Outcomes

Adaptation and fidelity are two concepts that seem to run counter to each other, but they can actually work together. Check out how you can use data to help you decide which adaptations to make and when to make them.



By Megan Cave | January 13, 2026

Resources: Training and PD



pbis.org



pbisapps.org

Complete Training Catalog

Live Trainings and
Webinars



Register for any of the
upcoming in-person or
online training events.

Online
Courses



Get started with any
of our self-guided
training modules.

Facilitator Training Events

 SWIS Certification

 CICO-SWIS Certification

 I-SWIS Certification

 EC-SWIS Endorsement

Upcoming Events

All Deliveries ▾

PBISApps Community

SWIS Facilitator and Data Coach Training

Tiered Fidelity Inventory 3.0 Overview

SWIS Equity Reports and the Data Drill Down Process

Resources: Training and PD



[Home](#) [About](#) [Events](#) [Coaches](#) [Conference](#) [Resources](#) [Contact](#) [Donate](#) [Twitter](#) [Instagram](#) [Search](#)

Rooted in Relationships: Building Community for Sustainable PBIS

Strong connections, strong systems, strong futures.

April 29 – May 1, 2026 | Spokane Convention Center

About the Conference

The Northwest PBIS 2026 Conference brings together educators, school leaders, family partners, and community members to explore how positive relationships form the foundation for thriving PBIS systems. This year's theme, *Rooted in Relationships*, highlights the critical role of trust, collaboration, and shared purpose in building strong school communities that support every learner.



NEPBIS

Northeast Positive Behavioral Interventions and Supports

Mark Your Calendars!

**The 2026 NEPBIS Leadership Forum will be held
May 14th and 15th, 2026 in Mystic, CT**

**Registration and access to a discounted hotel room block
will open in January, 2026**

Registration for the full 2026 conference: \$395

Pre-conference workshops: \$275

pbisnetwork.org

nepbis.org

Resources: Training and PD



ISTE
LIVE 26

Designing the
future of learning

JUNE 28–JULY 1
ORLANDO, FL

REGISTER NOW

Co-located with ASCD Annual—two amazing events, one registration.

The banner has a blue background with various geometric patterns: a large orange sunburst-like shape, a square with concentric squares, and wavy lines at the bottom right. A small white circle with a left-pointing arrow is on the left side.



2026
PLI

CALIFORNIA
MTSS

From Innovation to Transformation: Empowering Every Learner

JULY 14–16, 2026 • • • ANAHEIM, CA

Register Now

[Already registered?](#)

The banner features a decorative border at the top with overlapping orange, purple, and blue shapes. The text is centered, with "2026" and "PLI" in large, bold letters. A blue bar contains the tagline, and a purple bar contains the dates and location. A blue button with white text says "Register Now", and a link "Already registered?" is below it.

Wrap up with Intention



What stuck with
you the most
from today's
session?

Contact info:
training@pbisapps.org

Bonus Time!



11:00-11:15 open for questions, problem solving, resource sharing, etc.