Enpa Strategy Funds Nova

The Enpa Strategy Funds Nova is an investment fund under Swiss law. The fund invests risk-aware and in all asset classes, in particular in alternative investments. By using various asset classes and a broadly diversified portion in alternative investments, the fund aims to optimize returns and minimize portfolio volatility.

GENERAL INFORMATION

Fund Inception Date	January 31, 2019
NAV per Unit	131.96
Currency	CHF
Suscription / Redemption	Weekly / Weekly + 3d Notice
Minimum Investment	1 Unit
Investment Universe	Multi Asset Class, worldwide
Fondsdomizil	Switzerland

STATISTICS & FEES

Management Fee p.a.	0.90%
Total Expense Ratio 2024	1.01%
Standard diviation p.a.	n.a.
Best Monthly Performance	6.05%
% Positive Months	64.7%
Worst Monthly Performance	-6.45%

STRATEGIC ASSET ALLOCATION

	Minimum	Neutral	Maximum
Liquidity	0%	0%	100%
Fixed Income	0%	10%	50%
Equities	0%	40%	60%
Real Estate	0%	5%	20%
Alternative Investments	0%	45%	60%

PERFORMANCE

Performance Last Month	0.46%
Performance YTD	0.55%
Performance Since Inception	32.97%

MANAGER COMMENTARY

The Swiss equity market showed excellent form in February, clearly outperforming on an international scale. The Swiss Performance Index (SPI) rose by +5.7%, demonstrating pronounced relative strength. While Switzerland displayed robust performance, the global picture was more divergent. The broad US market, measured by the S&P 500, ended the month down −1.2% in CHF terms. The correction was even more pronounced in the technology-heavy NASDAQ Composite, which declined by −2.7%. In addition to sector-specific pressures, currency movements had a particularly negative impact on the performance of US equities when measured in Swiss francs. European equities fared better: the Euro Stoxx 50 gained +3.3%, which translated into a respectable +2.5% for Swiss investors after currency adjustments.

The strong performance of the Swiss market was primarily driven by its heavyweight stocks. The pharmaceutical companies Roche (+4.7%) and Novartis (+13.9%), along with the food giant Nestlé (+14.4%), made substantial contributions. These three stocks alone accounted for roughly +4.2 percentage points of the total index gain—a clear demonstration of the SPI's concentration in a few large-cap names. Additional support came from other major stocks: ABB advanced +7.7%, while insurers that had underperformed in January staged a strong recovery. Swiss Re gained +10.1%, Zurich Insurance Group rose +5.8%, and Swiss Life added +4.1%. In effect, these largest Swiss companies were responsible for almost the entire monthly performance, while broader market participation remained limited. February was also characterized by earnings reports from numerous companies, leading to significant individual stock volatility. Double-digit moves in both directions were common. Partners Group lost over 18% during the month, Holcim declined by 11% after a strong prior period, and UBS fell roughly 12%. This pronounced stock-level selectivity underscores the challenging environment and the high sensitivity of equities to earnings expectations.
On the currency front, the Swiss franc continued to appreciate. All major foreign currencies weakened against the franc, further weighing on the CHF-adjusted performance of foreign investments. Since the start of the year, the losses of the main currency regions versus the franc have amounted to approximately 2% to 3%. Consequently, the US equities that represent the largest non-Swiss positions in portfolios are now clearly in negative territory for the year: the S&P 500 is down −2.9% in CHF, and the NASDAQ Composite is down −4.7%. Alternative investments also show a slightly negative picture year-to-date. Defensive strategies have remained relatively stable or posted moderate gains, while directional approaches have come under pressure. These strategies cannot fully escape an environment characterized by elevated stock- and sector-level volatility as well as uneven global equity market performance. As a result, risk management and careful portfolio construction remain central.

Looking ahead to March and the following months, the geopolitical environment is likely to play an increasingly important role. In particular, ongoing tensions in the Middle East surrounding Iran represent a significant source of uncertainty and influence global risk and price formation. This latent uncertainty continues to weigh on investor risk appetite across financial and commodity markets.

NET ASSET VALUE

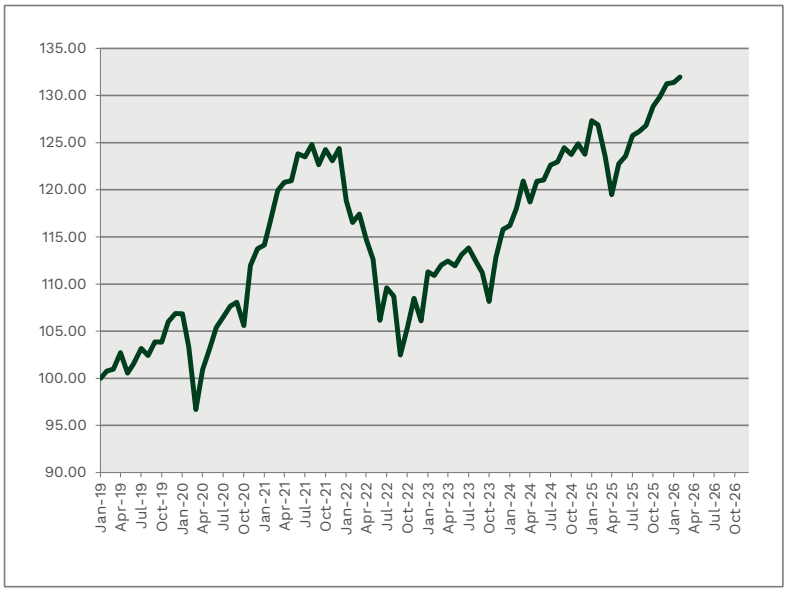

CURRENT POSITIONING

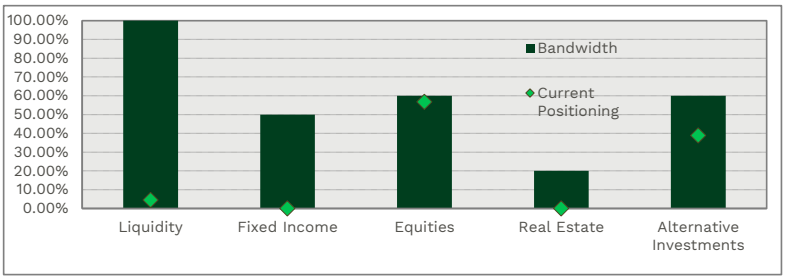

ALLOCATION ASSET CLASSES

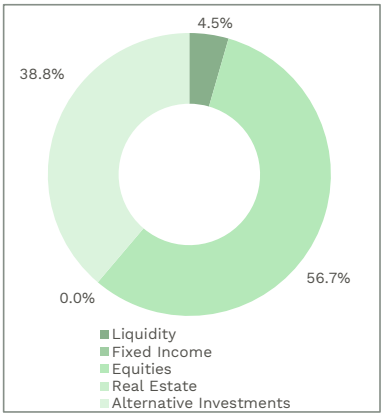

CURRENCIES IN % (AFTER HEDGING)

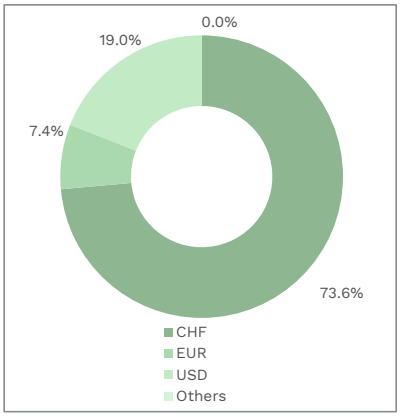

	YTD	JAN	FEB	MAR	APR	MAY	JUN	JUL	AUG	SEP	OCT	NOV	DEC
2022	**-14.62%**	-4.44%	-1.94%	0.75%	-2.18%	-1.84%	-5.76%	3.25%	-0.80%	-5.75%	2.85%	2.94%	-2.22%
2023	**9.36%**	4.92%	-0.34%	0.99%	0.50%	-0.44%	1.04%	0.64%	-1.16%	-1.13%	-2.77%	4.36%	2.66%
2024	**6.97%**	0.29%	1.56%	2.47%	-1.70%	1.84%	0.11%	1.33%	0.27%	1.22%	-0.58%	0.93%	-0.90%
2025	**6.26%**	2.87%	-0.34%	-2.61%	-3.12%	2.75%	0.67%	1.76%	0.34%	0.51%	1.59%	0.76%	1.08%
2026	**0.55%**	0.09%	0.46%										

Custodian Bank	Bank J. Safra Sarasin AG, Basel	**Website**	www.enpa.ch/en/funds	**Valor**	45'094'351
Fund Administrator	LLB Swiss Investment AG, Zurich	**Contact**	info@enpa.ch	**ISIN**	CH0450943516
Asset Manager	Entrepreneur Partners AG, Zurich (Christian Wyss)			**Bloomberg**	ENPANOV SW

Disclaimer: The "Enpa Strategy Funds" is a contractual umbrella-fund according to the Swiss law, categorized as "Other funds for alternative investments" with special risk. Each subfund invests in a variety of investment classes, including and to a considerable extent in alternative investments with a high investment risk such as hedge funds and private equity. The investments are made to a considerable extent indirectly, via other collective investment schemes, dividend-right certificates, certificates and structured products. The risks of the subfunds are not comparable with those of securities funds. Investors are therefore expressly made aware of the risks described in the prospectus or fund contract and the lower liquidity and the more difficult valuation of some investments of the investment fund. In particular, investors must be willing and able to accept substantial losses of capital.
This material provided by the subfund "Enpa Strategy Funds Nova" is intended for marketing and information purposes only and does not constitute an offer or recommendation for the purchase or sale of investment funds. The information herein is subject to change at any time. No liability is accepted for any incorrect information. Past performance is not a reliable indicator of current or future performance. The performance figures do not include commissions and costs, which arise at subscription and redemption of units. The subfund does not disclose the figures of a benchmark. The investors can accept higher fluctuation of the NAV or a longer decrease of the NAV. They are familiar with the main risk of alternative investments (e.g. hedge fund investments). An investor shall not be in need to realize the investment at a specific point in time. The fund prospectus with integrated fund contract as well as the annual report and the semi-annual report can be obtained free of charge from the fund management company LLB Swiss Investment AG, Bahnhofstrasse 74, CH-8001 Zürich. With respect to any sales restrictions, investors should seek independent advice on the applicable legal, financial or tax principles in the country concerned. The "Enpa Strategy Funds Nova" was established in Switzerland as a retail fund. The "Enpa Strategy Funds Nova" is licensed for distribution in Switzerland. For other locations, local rules apply.