

Features :

- Input Voltage: 120-277VAC 50/60Hz.
- ETL & DLC 5.1 certified.
- 130lm/W high lumen efficacy, 80+ CRI.
- 0-10V Dimmable LED driver.
Adjustable CCT: 3000K/3500K/4000K/5000K/6000K.
Adjustable Power: 20W/25W/30W/35W/40W.
- High efficiency LM80 SMD LEDs.
- Designed for 50,000 hours lifetime.
- Instant startup, soft light, no glare, no noise.
- Easy for installation.

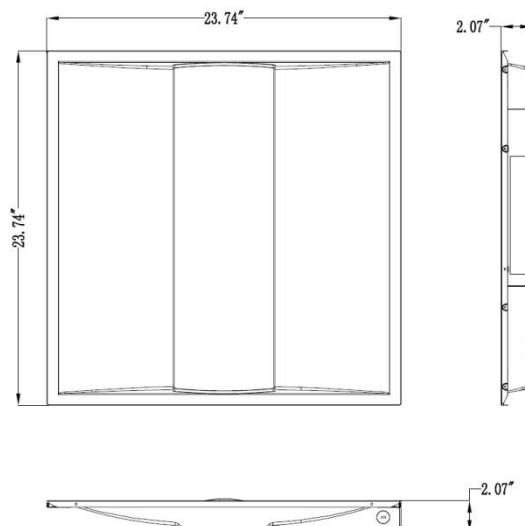


Application:

- ◆ Factory, offices .
- ◆ Living room, clubs, lobbies.
- ◆ Supermarkets, school, hotel.
- ◆ Exhibitions, etc..



Product Dimension: Unit:mm



Specifications

LED Troffer Light

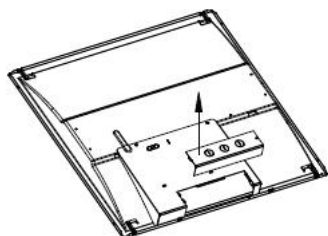
Model:	SZ-TR22-50W5-ACP
Wattage:	20W/25W/30W/35W/40W
CCT:	3000K/3500K/4000K/5000K/6000K
Input Voltage:	120-277VAC 50/60hz
Power Factor:	>0.9
Efficacy:	130LM/W
CRI:	>80
THD:	<20
Dimmable:	Yes
Dimensions:	2*2FT 603*603mm
Lifespan:	>50,000hours
Beam Angle:	120°
Operating Temperature:	-20°C to 50°C
IP Grade:	IP20
Certification:	ETL, DLC5.1
Optional Accessory	Emergency Driver:Max 8W, Recharge time: \geq 24Hrs, Discharge time :90minutes. Sensor: PIR Sensor or Microwave Sensor.

Package

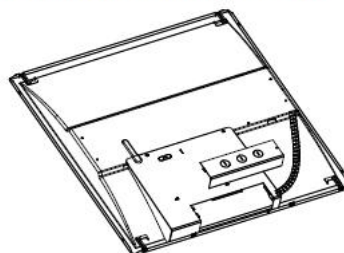
Size	Qty/Carton	Gross Weight	Net Weight
64.8*25*65.3cm	4	11.85Kg	9.9Kg

Installation instructions

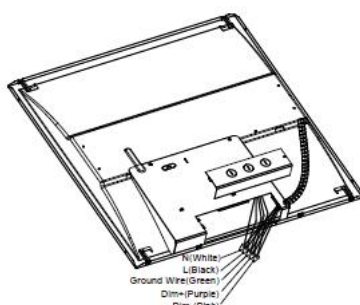
1.Unscrew the driver cover.



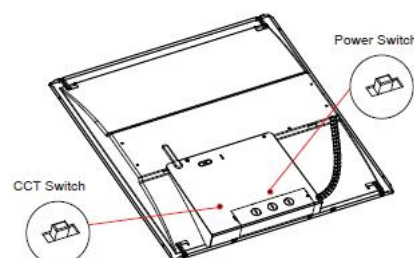
2.Connect the conduit to the driver box.



3.Connect other wires separately.

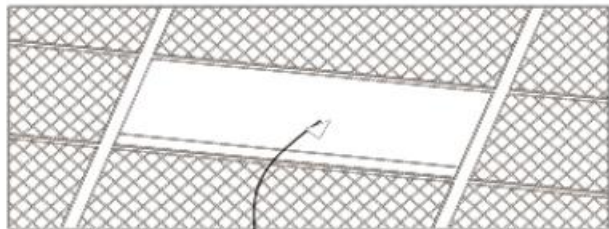


4.Put back the driver cover and fix it by screw.

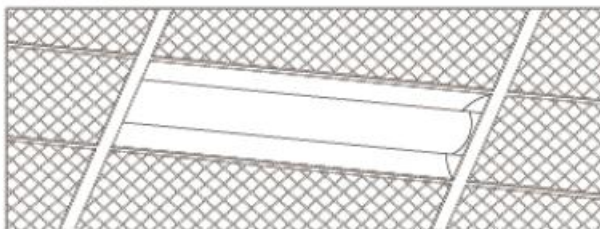


Recessed Installation

1. Replace existing lighting fixture from ceiling with LED Troffer.



1. Replace existing lighting fixture from ceiling with LED Troffer.



3. Use the protective brackets for the sake of safety.

