

Product Specifications

HM-12RGB5A3-6A4EX

Products name: 4 Circuit Aluminum Shell RGBW Amplifier



Product Description:

This 4 circuit Aluminum shell RGBW amplifier is suitable for all kinds of constant voltage led controller. It can enlarge the led controller signal, and can receive the PWM (pulse width modulation) to output the signal, then it can make the same effect with the controller. When add each additional amplifier, can connect and controlled twice more LED lights. Theoretically, one controller can connector with thousands of this RGB amplifier, and can make the same effect.

Technical Parameters:

- Working temperature: -20-60°C
- Input voltage: DC5V, DC12~24V Optional
- Output: 4 circuit
- Connection mode: Common anode
- product's size: L3.19×W2.52×H0.94"
- package size: L4.53×W2.76×H1.38"
- Net weight: 90g
- Gross weight: 110g
- Static power consumption: <1W
- Output current: <6A/CH
- Output power: 5V:<120W, 12V:<288W, 24V:<576W
- Warranty: 5 years
- Certification: UL

External dimension:




Connection description:

Power input interface:(port 1):



Adopt the 5.5x2.1mmDC plug connector seat

Power input interface:(port 2):




Adopt the plug seat with screw

Signal input interface:



Adopt the plug seat with screw

Load output interface:



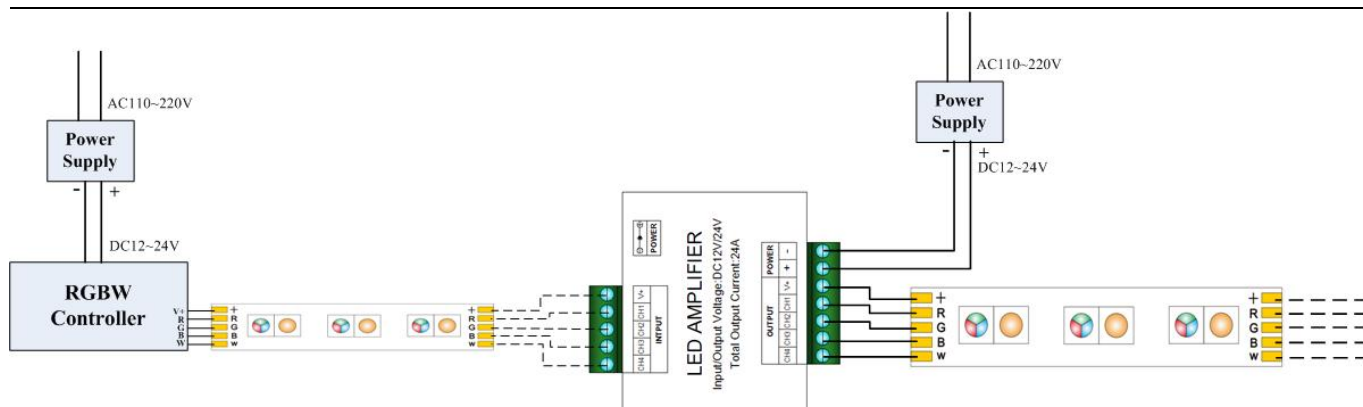
Adopt the plug seat with screw

Direction for use:

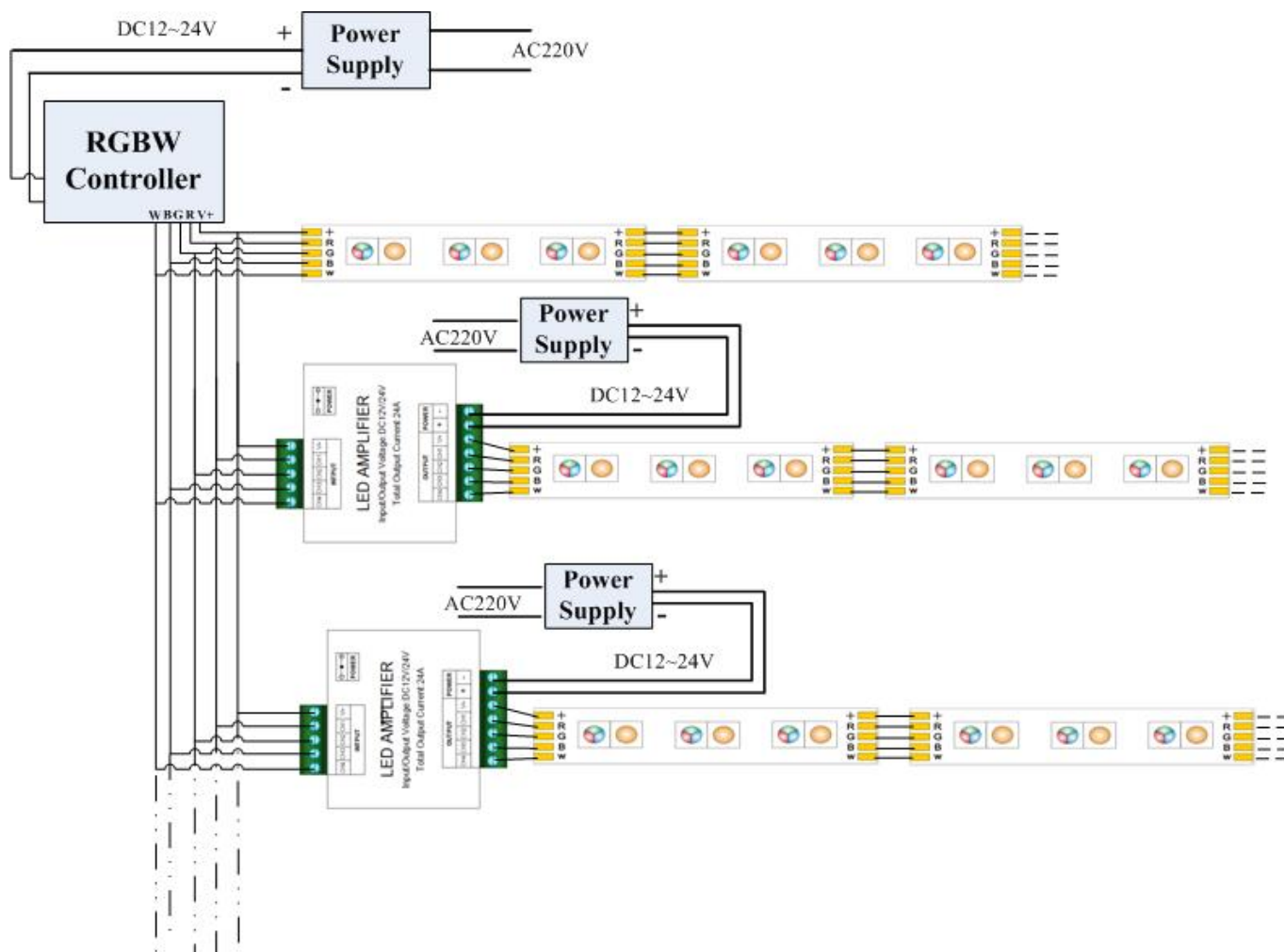
Connect the input and output wire in sequence according to the specification one the label of the amplifier, make sure that no short circuit phenomenon, then connect the amplifier to the DC12V/24V power supply , and used with the led light , the wiring diagram are as follows:

Typical Applications:

Application circuit 1:



Application circuit 2:



Cautions:

- 1、This products Input voltage is DC12-24V, other input voltage are not allowed.
- 2、Lead wire should be connected correctly, according to the wire color and the connecting diagram offers.
- 3、Overload are prohibited.