

## PARKING LOT LIGHT



### Specifications

#### Construction:

- The rugged, one-piece die-cast aluminum housing features a complete heat sink that optimizes heat dissipation through convection cooling management.
- Low profile, 3G vibration rated compact design minimizes wind load requirements.
- Housing is completely sealed against moisture and environmental contaminants.

#### Optics:

- Available in IES Type II, III, IV, V distributions
- Light engines are available in adjustable color temperature (4000K&5000K&6500K) configurations.
- Optics is precisely designed to shape the distribution, maximizing efficiency and application spacing.
- The optics can conform to dark sky requirement.

#### Electrical:

- Universal 120-277 VAC or 277-480 VAC input voltage
- 6KA(@120-277V) and (@277-480V) surge protection
- 0-10V dimming driver standard for 10% to 100% dimming
- Power adjustable.
- THD: ≤20%
- Power Factor: ≥90%

#### Sensor:

- Optional Microwave sensor or Photocell sensor.

#### Ambient Temperature:

- Ambient operating temperature -40°C to 45°C (-40°F to 113°F).

#### Installation:

- Suitable for mounting heights ranging from 26-50' in area lighting applications
- Round pole, Square pole, Slipfitter, Wall mount and Yoke are available.
- The design can be operated by one person to install the whole lamp

#### Lifespan:

- Estimated 100,000-hour LED lifespan based on IES LM-80 results and TM-21 calculations



#### Certifications:

- UL wet location listed
  - DesignLights Consortium™ Qualified for Outdoor Pole/Arm-Mounted Area and Roadway Luminaires, Architectural Flood and Spot Luminaires.
- Note: DesignLights Consortium™ Qualified and classified for DLC Premium, refer to [www.designlights.org](http://www.designlights.org) for details.


#### Note:

Actual performance may differ as a result of end-user environment and application. All values are design or typical values, measured under laboratory conditions at 25°C (±5°C) specifications subject to change without notice.

#### Finish:

- Standard: Dark Bronze
- Optional: Black, Silver Gray, White, Custom Color.

### Structural Design



# PERFORMANCE DATA

300W									
SETTING	SYSTEM WATTS	DIST.TYPE	CRI	4000K		5000K		6500K	
				LUMENS	LPW	LUMENS	LPW	LUMENS	LPW
100%	300W	2	70	40000lm	130 lm/W	45000lm	150 lm/W	41000lm	135lm/W
		3	70	40000lm	130 lm/W	45000lm	150 lm/W	41000lm	135lm/W
		4	70	40000lm	130 lm/W	45000lm	150 lm/W	41000lm	135lm/W
		5	70	40000lm	130 lm/W	45000lm	150 lm/W	41000lm	135lm/W
80%	240W	2	70	34000lm	140 lm/W	37000lm	154 lm/W	35000lm	145lm/W
		3	70	34000lm	140 lm/W	37000lm	154 lm/W	35000lm	145lm/W
		4	70	34000lm	140 lm/W	37000lm	154 lm/W	35000lm	145lm/W
		5	70	34000lm	140 lm/W	37000lm	154 lm/W	35000lm	145lm/W
67%	200W	2	70	28000lm	145lm/W	31000lm	160 lm/W	30000lm	150lm/W
		3	70	28000lm	145lm/W	31000lm	160 lm/W	30000lm	150lm/W
		4	70	28000lm	145lm/W	31000lm	160 lm/W	30000lm	150lm/W
		5	70	28000lm	145lm/W	31000lm	160 lm/W	30000lm	150lm/W

## BUG @5000K

SYSTEM WATTS	VOLTAGE	DIST.TYPE	B	U	G
300W	120-277V/277-480V	2	4	0	4
		3	4	0	4
		4	5	0	4
		5	5	0	5

## ELECTRICAL DATA

Number Of Drivers	Driver Current (mA)	Nominal Power (W)	INPUT VOLTAGE (V)	CURRENT (Amps)
1	1500	300	120	2.75
		300	208	1.58
		300	240	1.37
		300	277	1.19
		300	347	0.95
		300	480	0.68

## MOUNTING

- Standard versatile mounting arm accommodates multiple drilling patterns as well as square and round poles
- Optional for cast aluminum slipfitter mounting adapter

### Mounting Options



**Slipfitter Mount: SZ-AM (03)**  
An optional cast aluminum mast arm adapter secures fixture head to nominal 2-3/8"O.D. horizontal steel tenon arm.



**DM Mount: SZ-DM (03)**  
(4" and 5" Square and Round poles)  
Standard versatile mounting arm is simple to install and can be used with existing poles for retrofit installations.

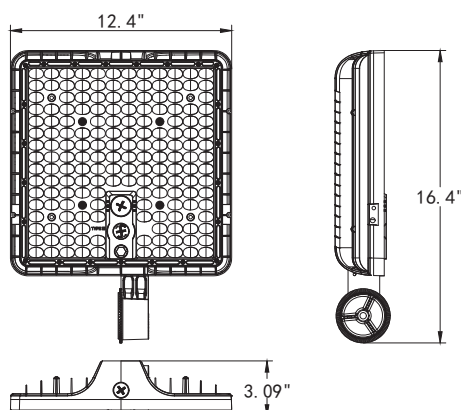


**U Shaped Mount: SZ-UM (03)**  
Can be converted into a floodlight


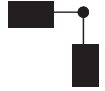



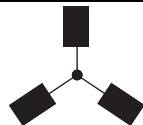
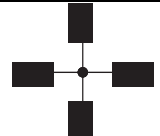
## DIMENSION

unit: inch

200W/240W/300W



# EPA OF AREA LIGHT

Item							
200W/240W/300W	0.4758	0.8091	1.059	0.9516	1.2849	1.3923	1.2849

## PHOTOMETRICS

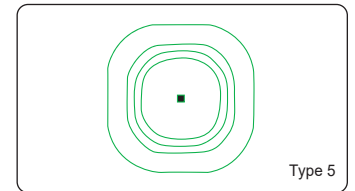
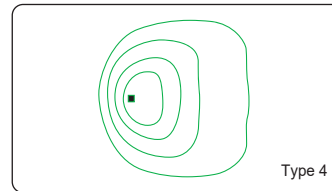
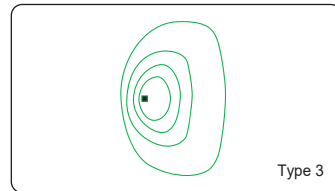
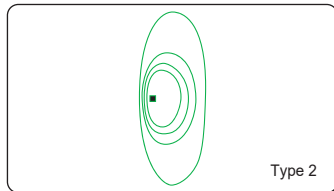
SZ offers a complete set of optical systems to meet every site lighting requirement. These systems provide remarkable flexibility in precisely matching light distribution patterns to specific site requirements.

Type 2 optics are ideal for applications where there is a need to space the luminaires farther apart along a road or pathway. The light distribution pattern is optimized for elongated areas, allowing for greater pole spacing without sacrificing lighting quality.

Type 3 optics produce an asymmetrical pattern that directs the majority of the light forward and equally on both sides of the luminaire. In a back-to-back configuration, it creates a rectangular pattern which can extend pole spacings.

Type 4 is suitable for applications where light is primarily required forward with minimal backlight. Typical installations include perimeter poles.

Type 5 optics produce a symmetrical square distribution pattern that distributes light equally on all sides of the luminaire. Type 5 luminaires is universal for most area lighting applications



## ORDERING GUIDE Example: SZ-PK300W-H1-ACP (03)

Company Code	Fixture Type	Wattage	High Efficiency	Voltage	Sensor (optional)	ACP
<input type="text"/>	<input type="text"/>	<input type="text"/>	<input type="text"/>	<input type="text"/>	<input type="text"/>	<input type="text"/>
<b>SZ</b> Company Name	<b>PK</b> Parking Lot	<b>300W</b>	<b>H1</b> High Efficiency	<b>Blank</b> 120-277V  <b>H</b> 277-480V	<b>Blank</b> Photocell  <b>MS</b> Motion Sensor (option)	<b>ACP</b> Adjustable CCT and Power 300W: 200/240/300W 4000K/5000K/6500K

## ACCESSORIES(Optional)

PK series features a backlight control which provides reduced pixilation and increased visual comfort without compromising performance. External Glare Shield: sold separately or as an accessory.



SZ-PK300W-Cover (03)









## Sensor (Optional)

			
<b>SZ-MS-MH1</b> Plug-and-Play Microwave and Photocell Sensor	<b>SZ-PS-A</b> Plug-and-Play Photocell Sensor	<b>SZ-MS-MH1K5</b> Plug-and-Play Microwave and Photocell Sensor, 5 Manual Switches, easy programming	<b>SZ-MS-RC1</b> Sensor Remote

## Packing/Weight :

power	Outer box (L*W*H)	Qty/CTN (pcs)	N.W./pcs (lbs/kg)	G.W./CTN (lbs/kg)	Remark
200W/240W/300W	16.85*12.72*4.29" 428*323*109mm	1	9.02/4.1	10.56/4.8	

# ADDITIONAL MOUNTING ACCESSORIES

POLE BRACKET		<ul style="list-style-type: none"> <li>For mounting one fixture on an existing pole</li> <li>Pole adaptor for tenon mounts</li> </ul>	
	<p><b>4\" Square Pole Mount with 2-3/8\" O.D. Tenon</b>                      No. SZ-4S1                      Finish: Dark Bronze                      USE: For use with square, non-tapered steel and aluminum poles. Furnished with eight M8 hex head stainless-steel bolts. Vertical tenon measures 2-3/8\" O.D., Fixtures mounted to this bracket can be adjusted both vertically and horizontally.</p>		<p><b>4\" Round Pole Mount with 2-3/8\" O.D. Tenon</b>                      NO. SZ-4R-1R                      Finish: Dark Bronze                      USE: For use with Round, non-tapered steel and aluminum poles. Furnished with six 3/8\" hex head stainless-steel bolts. Vertical tenon measures 2-3/8\" O.D., Fixtures mounted to this bracket can be adjusted both vertically and horizontally.</p>
	<p><b>5\" Square Pole Mount with 2-3/8\" O.D. Tenon</b>                      No. SZ-5S1                      Finish: Dark Bronze                      USE: For use with square, non-tapered steel and aluminum poles. Furnished with eight M8 hex head stainless-steel bolts. Vertical tenon measures 2-3/8\" O.D., Fixtures mounted to this bracket can be adjusted both vertically and horizontally.</p>		<p><b>5\" Round Pole Mount with 2-3/8\" O.D. Tenon</b>                      NO. SZ-5R-1R                      Finish: Dark Bronze                      USE: For use with Round, non-tapered steel and aluminum poles. Furnished with eight 3/8\" hex head stainless-steel bolts. Vertical tenon measures 2-3/8\" O.D., Fixtures mounted to this bracket can be adjusted both vertically and horizontally.</p>
WALL BRACKET		Mid-Pole tenon Bracket	
	<p><b>90\" Wall Mount Bracket with 2-3/8\" O.D. Tenon</b>                      NO. SZ-P3                      Finish: Dark Bronze                      USE: The 90\" wall mount bracket with 2-3/8\" tenon attaches an SZ Parking lot light to almost any surface: wall, roof, or wood pole. Provides wiring access and a built-in 2-3/8\" O.D. Mounting holes are spaced 5.9\" apart.</p>		<p><b>2-3/8\" OD Horizontal Tenon Mid-Pole Bracket</b>                      NO. SZ-P1                      Finish: Dark Bronze                      USE: 2-3/8\" OD Horizontal Tenon Mid-Pole Bracket is designed to mount light fixture that is equipped with an adjustable slipfitter onto a 2-3/8\" OD horizontal tenon, Mounting holes are spaced 5.63\" apart.</p>
	<p><b>90\" Wall Mount Bracket with 2-3/8\" O.D. Tenon</b>                      NO. SZ-P4                      Finish: Dark Bronze                      USE: The 90\" wall mount bracket with 2-3/8\" tenon attaches an SZ Parking lot to almost any surface: wall, roof, or wood pole. Provides wiring access and built-in 2-3/8\" O.D. Mounting holes are spaced 4\" apart.</p>		<p><b>2-3/8\" OD Horizontal Tenon Mid-Pole Bracket</b>                      NO. SZ-P2                      Finish: Dark Bronze                      USE: 2-3/8\" OD Horizontal Tenon Mid-Pole Bracket is designed to mount light fixture that is equipped with an adjustable slipfitter onto a 2-3/8\" OD horizontal tenon, Mounting holes are spaced 3.18-5.63\" apart.</p>