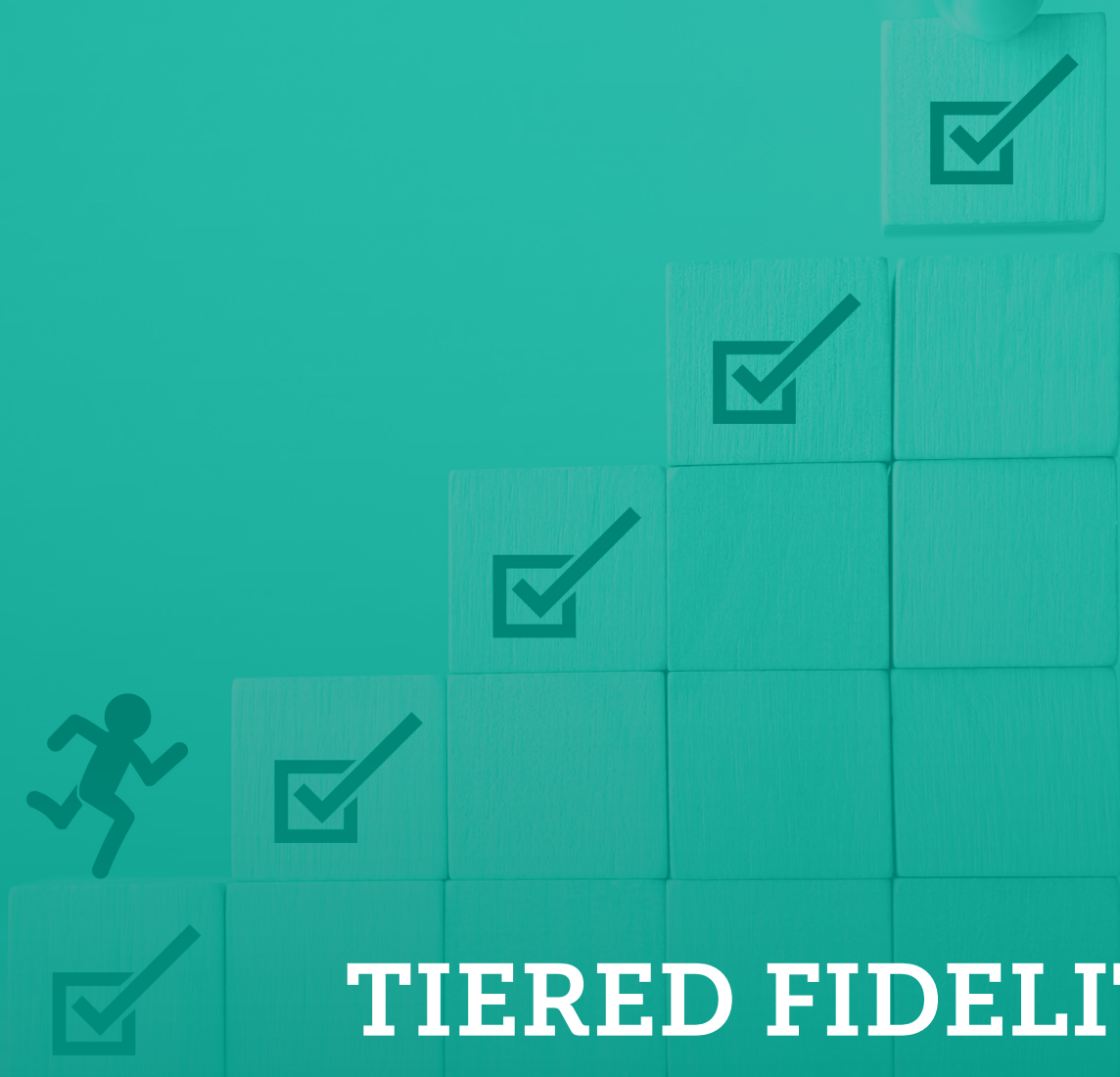




CENTER ON


PBIS

Positive Behavioral
Interventions & Supports



TIERED FIDELITY INVENTORY (TFI) MANUAL

Version 3 | February 2025



Tiered Fidelity Inventory (TFI) Manual

Center on Positive Behavioral Interventions and Supports
U. S. Department of Education, Office of Special Education Programs
and Office of Elementary and Secondary Education

Version 3 | February 2025

www.pbis.org

This document was supported from funds provided by the Center on Positive Behavioral Interventions and Supports cooperative grant supported by the Office of Special Education Programs (OSEP) and Office of Elementary and Secondary Education (OESE) of the U.S. Department of Education (H326S230002). Mohamed Soliman, MA, EdS serves as the project officer. The views expressed herein do not necessarily represent the positions or policies of the U.S. Department of Education. No official endorsement by the U.S. Department of Education of any product, commodity, or enterprise mentioned in this document is intended or should be inferred.

Suggested Citation for this Publication

Center on PBIS. (February 2025). *Tiered Fidelity Inventory (TFI) Manual*. University of Oregon. www.pbis.org.




Table of Contents

Introduction and Purpose	6
Cost	7
Intended Participants	7
Schedule of Administration	7
Preparation for Administration/Completion Time	7
Outcomes	7
Glossary and Acronym Key	8
Tier 1: Universal PBIS Features	10
Subscale: Leadership Team	10
1.1 <i>Team Composition</i>	10
1.2 <i>Team Operating Procedures</i>	11
Subscale: Practices	12
1.3 <i>Schoolwide Expectations</i>	12
1.4 <i>Schoolwide Expectations Taught</i>	13
1.5 <i>Schoolwide Acknowledgment</i>	14
1.6 <i>Contextually Inappropriate Behavior Definitions</i>	15
1.7 <i>Responses to Contextually Inappropriate Behavior</i>	16
1.8 <i>Crisis and Emergency Response Plan Linked to Schoolwide Supports</i>	17
1.9 <i>Schoolwide Practices used in Classrooms</i>	18
1.10 <i>Classroom Practices</i>	19
Subscale: Systems	20
1.11 <i>Established Priority</i>	20
1.12 <i>Schoolwide Professional Development and Coaching</i>	21
1.13 <i>Classroom Professional Development and Coaching</i>	22
1.14 <i>Faculty and Staff Engagement</i>	23
1.15 <i>Student Engagement</i>	24
1.16 <i>Family and Community Engagement</i>	25
Subscale: Data	26
1.17 <i>Decision making with Behavior Data</i>	26
1.18 <i>Using School and Community Data to inform Tier 1</i>	27
1.19 <i>Decision Making with Fidelity Data</i>	28
1.20 <i>Evaluation Plan</i>	29




Table of Contents *continued*

Tier 2: Targeted PBIS Features 30

 Subscale: Leadership Team 30

 2.1 Team Composition 30

 2.2 Team Operating Procedures 31

 Subscale: Leadership Team Practices 32

 2.3 Screening 32

 2.4 Request for Assistance 33

 2.5 Options for Tier 2 Interventions 34

 2.6 Decision Rules for Assigning and Exiting Students for Intervention 35

 2.7 Access to Tier 1 Supports 36

 Subscale: Systems 37

 2.8 Orientation and Training 37

 2.9 Level of Use 38

 2.10 Student Engagement 39

 2.11 Family and Community Engagement 40

 2.12 Faculty and Staff Engagement 41

 Subscale: Data 42

 2.13 Decision Making with Student Performance Data 42

 2.14 Decision Making with Fidelity Data 43

 2.15 Evaluation Plan. 44

Tier 3: Individualized PBIS Features 45

 Subscale: Leadership Team 45

 3.1 Team Composition 45

 3.2 Team Operating Procedures 46

 Subscale: Leadership Team Practices 47

 3.3 Screening 47

 3.4 Comprehensive Assessment Protocol 48

 3.5 Individual Support Plan Protocol 49

 3.6 Access to Tier 1 and Tier 2 Supports. 50




Table of Contents *continued*

Subscale: Systems 51

 3.7 Leadership Team Professional Development and Coaching 51

 3.8 Level of Use 52

 3.9 Staffing 53

 3.10 Student Engagement 54

 3.11 Family and Community Engagement 55

 3.12 Faculty and Staff Engagement 56

Subscale: Data 57

 3.13 Decision Making with Aggregated Student Performance Data and Fidelity Data. 57

 3.14 Evaluation Plan. 58

Subscale: Individualized Support 59

 3.15 Individual Support Team. 59

 3.16 Individual Assessment Plans 60

 3.17 Individual Support Plans 61

 3.18 Individual Support Plan Orientation and Training 62


 3.19 Individualized Data-based Decision Making. 63

Appendix A: Tiered Fidelity Inventory Walkthrough Tool 64

Appendix B: TFI Classroom Data Summary Worksheet 69

Appendix C: Targeted Interventions Reference Guide 70

Appendix D: TFI Tier 3 Support Plan Worksheet 73



Introduction and Purpose

The purpose of the Tiered Fidelity Inventory (TFI) 3.0 is to provide a valid, reliable, and efficient measure of the extent to which school personnel are applying the core features of Positive Behavioral Interventions and Supports (PBIS). The TFI is divided into three sections (Tier 1: Universal PBIS Features; Tier 2: Targeted PBIS Features; and Tier 3: Intensive PBIS Features) that can be used separately or in combination to assess the extent to which core features are in place.

The TFI 3.0 is based on the features and items of existing PBIS fidelity measures (e.g., SET, BoQ, TIC, TFI 2.1, SAS, BAT, MATT). We revised the TFI 2.1 to prioritize content related to the integration of mental health supports, equity, and classroom implementation and to better align with current guidance and training content available through the national Center on PBIS.

The purpose of the TFI is to provide one efficient yet valid and reliable instrument that can be used over time to guide both implementation and sustained use of PBIS. The TFI may be used:

- for initial assessment to determine if a school is using (or needs) PBIS
- as a guide for implementation of Tier 1, Tier 2, and Tier 3 practices
- as an index of sustained PBIS implementation
- as a metric for identifying schools for recognition within their state implementation efforts


The TFI is completed by a school's Leadership Team or Systems Planning Team (typically 3–8 individuals including a building administrator and external coach or district

coordinator), often with input from Tier 1, 2, and/or 3 teams if these are independent groups. It is strongly recommended that the TFI be completed with an external PBIS coach as a facilitator. Validity research on the TFI 3.0 shows that school teams are more accurate when an external coach facilitates TFI completion.

The first time the TFI 3.0 is used, we recommend that a team examine all three tiers. If the resulting action plan focuses only on one or two tiers, then progress monitoring (use of the TFI every 3–4 months) may only include those tiers addressed in the action plan. Note that the TFI may be used to assess only one or two of the tiers. In most cases, it will be useful to have the end-of-the-year administration of the TFI include scoring for all three tiers.

Completion of the TFI 3.0 produces scale and subscale scores, supported by initial validation research, indicating the extent to which Tier 1, Tier 2, and Tier 3 essential elements are in place. The number of points considered implementing with fidelity was assessed through comparison to the TFI 2.1. Based on this analysis, our preliminary recommendation is a score of 50% of available points (e.g., 40 points on Tier 1, 30 on Tier 2, and 38 on Tier 3) be considered implementing with fidelity pending future research.

The TFI is intended to guide both initial implementation and sustained use of PBIS. Each administration of the TFI results in both scale scores for Tier 1, Tier 2, and/or Tier 3 and information for developing an action plan that guides implementation.



The TFI may be completed using paper and pencil or by accessing the forms on www.pbisapps.org. Any school working with a state PBIS coordinator may access the website, TFI content, and reports. The TFI may also be downloaded from www.pbis.org. Additional resources for exploring, administering, and using for decision making are available at the [TFI Resources page on PBIS.org](#).¹

Cost

There is no cost to use the TFI or its online scoring and reporting features. The TFI is a product developed by the Center on Positive Behavioral Interventions and Supports, with funding from the Office of Special Education Programs and the Office of Elementary and Secondary Education.

Intended Participants

The TFI is intended to be completed by members of a school's Leadership Team or System Planning Team, including at least one school administrator, with the active presence and guidance of an external PBIS coach.

Schedule of Administration

School teams are encouraged to self-assess PBIS implementation when they initially launch implementation of PBIS and then every third or fourth meeting until they reach fidelity across three consecutive administrations. Once fidelity on a tier is met, the team may choose to shift to annual TFI assessment to evaluate sustained implementation. Note that schools new to PBIS may start by using only

the Tier 1 section of the TFI, and as they improve their implementation of Tier 1, they may add assessment of Tier 2 and/or Tier 3 features.

Preparation for Administration/Completion Time


School teams completing the Tier 1 scale should arrange a TFI Walkthrough (see Appendix A) before completing the TFI. We recommend that an external coach complete the TFI Walkthrough, although teams completing the Tier 1 scale more than once per year (i.e., for progress monitoring) may have a school staff member complete it.

The time to complete the TFI depends on (a) the experience that the team and coach have with the process, (b) the extent of preparation for TFI completion, and (c) the number of tiers assessed. The average time for completion during initial validation work was between 40-50 minutes per tier. We expect the first completion to take more time than subsequent administrations.

Outcomes

Criteria for scoring each item of the TFI reflect degrees of implementation and range from 0 = Not implemented to 4 = Fully implemented for Tier 1: Universal PBIS Features, Tier 2: Targeted PBIS Features, and Tier 3: Intensive PBIS Features. A complete administration of the TFI produces three scale scores: points for Tier 1 implementation, points for Tier 2 implementation, and points for Tier 3 implementation, as well as subscale and item scores for

1. <https://www.pbis.org/featured/tfi-3-implementation-resources>



each tier. The subscale and item reports are produced to guide coaching support and team action planning. (download [TFI 3.0 Action Plan Form \(Fillable\)](#)² for an electronic, fillable action plan form)

Glossary and Acronym Key

Aggregated data: Individual data averaged at the school or district level (e.g., the percent of all students on check-in check-out meeting their daily point goals).

Community Data: Data collected outside the school district to provide a deeper understanding of the community context in which the school is operating. These data may include community resource profiles, information about basic needs (e.g., food and housing), health care access, community events, or global events that may impact a large number of community members.

Contextually Inappropriate Behavior: Behaviors or actions that are inappropriate in a given context but may be appropriate in another context. For example, yelling may be inappropriate in a classroom context, but appropriate on the playground. We intentionally use the term contextually inappropriate behavior rather than unwanted or inappropriate behavior to emphasize the role of context in judgments about what behaviors are and are not accepted.

Culturally Responsive: “Cultural responsiveness includes (a) holding high expectations for all students, (b) using students’ cultures and experience to enhance their learning and (c) providing all students with access to effective instruction and adequate resources for learning (Klinger et al., 2005)” (Levenson, Smith, McIntosh, Rose, & Pinkelman, 2021, p. 6). For more details, see the [PBIS Cultural Responsiveness Field Guide](#).³

Engagement: A process for two-way communication and data-based collaborative problem solving built on collaborative relationships, trust, mutual respect, understanding, and shared responsibility for student outcomes.

Equity: In education, equity is when “educational policies, practices, interactions, and resources are representative of, constructed by, and responsive to all people such that each person has access to, meaningfully participates in, and experiences success through high-quality learning environments that recognize and honor individual characteristics and group identities.”^{4,5}


FTE (Full-time equivalent): Funding allocated to an individual for specific responsibilities (e.g., behavior consultant), with 1.0 = full-time work. Allocated FTE may be an individual’s position or official release time for tasks.

2. <https://www.pbis.org/resource/tfi-3-action-plan-form-fillable>

3. <https://www.pbis.org/resource/pbis-cultural-responsiveness-field-guide-resources-for-trainers-and-coaches>

4. Fraser, N. (2008). Social right and gender justice in the neoliberal movement: A conversation about welfare and transnational politics. *Feminist Theory*, 9, 225- 245.

5. Great Lakes Equity Center. (2012). Educational equity: What’s it all about? An Equi-learn Webinar presentation by Skelton, S & Kigamwa, J., The Great Lakes Equity Center Retrieved from <http://glec.education.iupui.edu/archived-webinar-events.html>



Foundational Knowledge: An understanding of the essential elements of the PBIS framework (e.g., equity, outcomes, data, practices, systems) and the behavioral science that underlies implementation.

Marginalized Groups: Specific student groups that receive disparate rates of exclusionary discipline (e.g., discipline referrals, suspensions), bullying, or access to resources based on their group membership (e.g., race/ethnicity, IEP/504, language status, gender, sexual orientation). Groups are identified based on school data and may change from year to year.

Partner: The broad term used throughout this tool when referring to many groups (i.e., interested/related/affected parties, consumers, or stakeholders) such as the students, families, educators, and staff in the respective organization or communities. However, it is recommended that leadership teams be specific and identify the actual group(s) they intend to engage or impact.

Social Emotional Behavioral (SEB) Support: Comprehensive support that addresses how students interact (social), feel (emotional), and act (behavioral) as critical components of overall wellbeing and mental health.⁶

Situational Appropriateness: The ability to determine what types of behavior will ensure positive outcomes in a given setting and demonstrate those skills with fluency. Situational appropriateness also includes altering one's behaviors when settings, contexts, or companions change.

Targeted Interventions Reference Guide: A matrix used to indicate a school's Tier 2 interventions and indicate which student needs (e.g., function of behavior) they can support. It is included in Appendix C.


Tiered Fidelity Inventory (TFI): A validated PBIS fidelity of implementation measure that assesses all three tiers of support (this measure).

TFI Behavior Support Plan Worksheet: A sheet used to score the school's existing behavior support plans for the Tier 3 scale. It is not needed for the Tier 1 or 2 scales. It is included in Appendix C.

TFI Walkthrough Tool: An interview form used for the Tier 1 scale that includes questions for randomly selected staff and students completed by an external reviewer (for evaluation purposes) or a member of the school team (for progress monitoring purposes). It is not needed for the Tier 2 or 3 scales. It is included in Appendix A.

Wraparound: A person-centered process for developing and implementing individualized care plans for youth at risk of emotional and behavioral disorders. Wraparound brings the student, family, school, agency staff members, and informal supporters together as a team to develop coordinated support.

6. Chafouleas, S. (August 2020). Four questions to ask now in preparing your child for school. Psychology Today. <https://www.psychologytoday.com/us/blog/promoting-student-well-being/202008/4-questions-ask-now-in-preparing-your-child-school>; Centers for Disease Control and Prevention. (2020). Mental Health [webpage]. <https://www.cdc.gov/mental-health/>



Tier 1: Universal PBIS Features

This section may be completed individually or with other tiers as part of the full Tiered Fidelity Inventory.

Subscale: Leadership Team

1.1 TEAM COMPOSITION

Tier 1 leadership team includes the following roles: 1-2 Tier 1 system coordinators (e.g., coaches), a school administrator, a representative group of educators (e.g., grade level or departmental representation, general and special education, certified and non-certified staff), students, family members who do not work for the school district, members from marginalized groups, relevant community partners (e.g., mental health providers), and individuals who actively provide expertise in the following areas:


- applied behavior support
- mental health and trauma
- academic instruction
- coaching
- equity
- physical health and wellness (e.g., nurse, health teacher)
- data systems and information regarding system and student academic and SEB strengths and needs
- operations of the school across grade levels and programs

Possible Data Sources

- School organizational chart
- Tier 1 team meeting minutes

Scoring Criteria

0	Team does not exist or does not include a coordinator, school administrator, or individuals with applied behavioral expertise.
1	Team exists, but does not include all identified roles, or participation of these members is below 80% .
2	Team with all roles exists and is actively engaged with participation of all roles at or above 80% .
3	Team with all roles exists, is actively engaged with participation of all roles at or above 80%, and either a written process is followed for selecting, orienting, recruiting, and retaining team members or Tier 1 leadership team includes members from the group that is most exposed to disparate outcomes in this school (e.g., exclusionary discipline, bullying, mental health referrals).
4	Team with all roles exists, is actively engaged with participation of all roles at or above 80%, and both a written process is followed for selecting, orienting, recruiting, and retaining team members and Tier 1 leadership team includes members from the group that is most exposed to disparate outcomes in this school.



1.2 TEAM OPERATING PROCEDURES


Tier 1 leadership team has (a) regular meeting format/agenda that prompts the regular review of Tier 1 practices, systems, and data, (b) minutes available to all staff for review, (c) established and regularly used team norms, (d) defined meeting roles (e.g., timekeeper, facilitator, recorder), (e) regular (e.g., quarterly) two-way data sharing and communication with advanced tiers teams to inform decision making, (f) a current action plan, (g) procedure for evaluating fidelity of team operating procedures (e.g., Team Initiated Problem Solving [TIPS] Fidelity Checklist) at least twice annually, and (h) a formal process to monitor the impact of team norms and procedures on ensuring all team members are able to participate as equal partners.

Possible Data Sources

- Tier 1 team meeting agendas and minutes
- Tier 1 meeting roles descriptions
- Tier 1 action plan
- Team Initiated Problem Solving (TIPS) fidelity checklist items 1-9

Scoring Criteria

0	Team does not meet monthly, use regular meeting format/agenda, minutes, defined roles, or a current action plan.
1	Team meets at least monthly and has at least three but not all six of the procedures listed a-f.
2	Team meets at least monthly and has at least four but not all six of the procedures listed a-f.
3	Team meets at least monthly and has at least five but not all six of the procedures listed a-f, and either g or h.
4	Team meets at least monthly and has all eight of the procedures listed a-h.



Subscale: Practices

1.3 SCHOOLWIDE EXPECTATIONS


The school has established a set of five or fewer positively stated schoolwide SEB expectations or values that are (a) aligned to the school vision for climate and culture (item 1.11), (b) posted accessibly (e.g., in at least the two most common home languages, developmentally appropriate) around the school, (c) defined in a schoolwide teaching matrix with specific examples by setting and routine, (d) known by staff, (e) aligned to SEB standards or curriculum.

Possible Data Sources

- TFI 1 walkthrough tool
- SEB standards/ Matrix alignment grid
- Staff handbook
- Student handbook

Scoring Criteria

0	Schoolwide expectations have not been identified, are not all positive, or are more than five in number.
1	Five or fewer positive schoolwide expectations exist but may not be aligned with the school vision, accessibly posted, identified for specific settings and routines (i.e., teaching matrix), or known by staff.
2	Five or fewer positive schoolwide expectations exist, are aligned with the school vision, accessibly posted, and identified for specific settings and routines (i.e., teaching matrix), and at least 80% of staff can list at least 67% of the expectations.
3	Five or fewer positive schoolwide expectations exist, are aligned with the school vision, accessibly posted, identified for specific settings and routines (i.e., teaching matrix), and at least 90% of staff can list all of the expectations.
4	Five or fewer positive schoolwide expectations exist that are aligned with the school vision, accessibly posted, identified for specific settings and routines (i.e., teaching matrix), and at least 90% of staff can list all of the expectations, and SEB curriculum or standards are clearly aligned to the schoolwide expectations and explicit within teaching matrix.



1.4 SCHOOLWIDE EXPECTATIONS TAUGHT


Educators explicitly teach expectations through the established examples and routines reflected in the teaching matrix and integrate active supervision and prompting, reviewing, and reinforcing expectations within existing SEB or academic instruction.

Possible Data Sources

- Lesson plans
- TFI walkthrough tool
- Professional development calendar

Scoring Criteria

0	Schoolwide expectations are not taught.
1	Schoolwide expectations are taught informally or inconsistently .
2	A written process for scheduled delivery of lesson plans is used to directly teach, practice, actively supervise, and prompt academic/SEB competencies and routines as defined in the schoolwide teaching matrix across all settings, and at least 80% of students can list all of the expectations and give an example of at least one expectation within a particular setting or routine.
3	A written process for scheduled delivery of lesson plans is used to directly teach, practice, actively supervise and prompt, academic/SEB competencies and routines as defined in the schoolwide teaching matrix across all settings, at least 80% of students can list all of the expectations and give an example of at least one expectation within a particular setting or routine, and at least 50% of educators can give an example of how schoolwide expectations are monitored, prompted, reviewed, or reinforced within SEB or academic instruction.
4	A written process for scheduled delivery of lesson plans is used to directly teach, practice, actively supervise and prompt, academic/SEB competencies and routines as defined in the schoolwide teaching matrix across all settings, at least 80% of students can list all of the expectations and give an example of at least one expectation within a particular setting or routine, and at least 80% of educators can give an example of how schoolwide expectations are monitored, prompted, reviewed, or reinforced within SEB or academic instruction.



1.5 SCHOOLWIDE ACKNOWLEDGMENT


Educators consistently and equitably implement a written process for delivering behavior-specific praise that is (a) linked to schoolwide expectations, (b) used across settings, (c) documented (e.g., electronically tracked, count of tokens) and (d) differentiated to meet students' needs to acknowledge students' academic and SEB skills in a manner valued by students.

Possible Data Sources

- TFI walkthrough tool
- School handbook or documentation of acknowledgment system
- Data on staff acknowledgment (e.g., feedback collected via Be+ app, count of positive/praise tickets)

Scoring Criteria

0	No written process for acknowledging students is used; very few (<20%) educators consistently and equitably acknowledge students, OR very few (<20%) students experience acknowledgment in a manner they value.
1	A written process for delivering acknowledgment with at least two of the four features a-d is used and few (20-40%) educators consistently and equitably acknowledge students, or few (20-40%) students experience acknowledgment in a manner they value.
2	A written process for delivering acknowledgment with all four features a-d is used and some (40- 60%) educators consistently and equitably acknowledge students, or some (40- 60%) students experience acknowledgment in a manner they value.
3	A written process for delivering acknowledgment with all 4 features a-d is used and most (60-80%) educators consistently and equitably acknowledge students, or most (60-80%) students experience acknowledgment in a manner they value.
4	A written process for delivering acknowledgment with all 4 features a-d is used and almost all (>80%) educators consistently and equitably acknowledge students, and almost all (>80%) students experience acknowledgment in a manner they value.



1.6 CONTEXTUALLY INAPPROPRIATE BEHAVIOR DEFINITIONS

The school has established, documented, and shared with staff, students and families clear definitions and a continuum of major to minor contextually inappropriate behaviors that interfere with academic and SEB access and success (e.g., T-chart of office-supported versus staff-supported behaviors), including examples and non-examples to clarify situational appropriateness, clear definitions of crisis behaviors, and reviewed to ensure behaviors deemed unacceptable in the school context are grounded in purpose.

Possible Data Sources

- TFI walkthrough tool
- Staff handbook
- Student handbook
- School policy
- Discipline flowchart
- Cultural Responsiveness Field Guide: Schoolwide expectations and matrix examination activity

Scoring Criteria

0	Definitions do not exist or are not clearly documented.
1	Definitions and documentation exist but are not clear or not organized by office vs. staff supported.
2	Definitions of contextually inappropriate behavior are clear (i.e., include examples and non-examples to clarify situational variability), documented, trained, and shared with families, and 80% of staff agree about what behaviors are office vs. staff supported.
3	Definitions of contextually inappropriate behavior are clear, documented, trained, and shared with families, 80% of staff agree about what behaviors are office vs. staff supported including either clearly defined crisis behaviors or behaviors determined to be unacceptable in the school setting are grounded in actual purpose (i.e., to keep students safe, to enable learning).
4	Definitions of contextually inappropriate behavior are clear, documented, trained, and shared with families, 80% of staff agree about what behaviors are office vs. staff supported including clearly defined crisis behaviors, and behaviors determined to be unacceptable in the school setting are grounded in actual purpose (i.e., to keep students safe, to enable learning).



1.7 RESPONSES TO CONTEXTUALLY INAPPROPRIATE BEHAVIOR


Educators consistently and equitably implement a continuum of functionally-relevant, instructional, and restorative responses to contextually inappropriate behavior (e.g., response flowchart) that (a) reminds or (re) teaches expectations, as appropriate, to promote student SEB growth and wellness; (b) prioritizes student access to classroom instruction; and (c) emphasizes de-escalation and safety planning (e.g., a standard protocol for temporarily supporting students in crisis until more intensive supports can be implemented), when necessary, to reduce the need for crisis responses.

Possible Data Sources

- Discipline policy
- Student handbook
- Code of conduct
- TFI walkthrough interview

Scoring Criteria

0	Continuum includes only reactive and punitive consequences.
1	Continuum includes and emphasizes functionally-relevant, instructional, and restorative responses .
2	Continuum includes and emphasizes functionally-relevant, instructional, and restorative responses, and at least 70% of staff members report consistent and equitable use, and policies restrict the use of out-of-school suspensions only to behaviors with safety concerns.
3	Continuum includes and emphasizes functionally-relevant, instructional, and restorative responses, and at least 70% of staff members report consistent and equitable use, policies restrict the use of out-of-school suspensions only to behaviors with safety concerns, and a standard protocol for supporting students in crisis until more intensive supports can be put in place exists with all staff trained and supported to deescalate crisis behaviors effectively.
4	Continuum includes and emphasizes functionally-relevant, instructional, and restorative responses, at least 70% of staff members report consistent and equitable use, policies restrict the use of out-of-school suspensions only to behaviors with safety concerns, a standard protocol for supporting students in crisis until more intensive supports can be put in place exists with all staff trained and supported to deescalate crisis behaviors effectively, and restrictive procedures such as restraint are eliminated or if used/ allowed, actively monitored for reduction.



1.8 CRISIS AND EMERGENCY RESPONSE PLAN LINKED TO SCHOOLWIDE SUPPORTS


Schoolwide expectations are explicitly defined for crisis response routines within the schoolwide matrix and the documented crisis and emergency response plan (e.g., evacuation, lockdown or shelter in place) includes plans to prompt and reinforce expectations during crisis drill activities and strategies to support student and staff wellness before, during, and after crisis drill or response.

Possible Data Sources

- Crisis response plan documentation
- Staff and student wellness plans
- Team action plan

Scoring Criteria

0	No crisis response plan exists or no evidence of alignment to schoolwide expectations evident.
1	A crisis response plan is clearly documented, and procedures are informally linked to schoolwide expectations.
2	Schoolwide expectations are explicitly defined for crisis response routines within the school-wide matrix, expectations are actively taught, prompted, and reinforced during crisis drill activities.
3	Schoolwide expectations are explicitly defined for crisis response routines within the schoolwide matrix, expectations are actively taught, prompted, and reinforced during crisis drill activities, and crisis response plan includes strategies to promote student and staff wellness before, during, and after crisis drill or response.
4	Schoolwide expectations are explicitly defined for crisis response routines within the schoolwide matrix, expectations are actively taught, prompted, and reinforced during crisis drill activities, and crisis response plan includes differentiated strategies to promote student and staff wellness before, during, and after crisis drill or response.



1.9 SCHOOLWIDE PRACTICES USED IN CLASSROOMS


Educators implement foundational Tier 1 practices (explicitly teach, prompt, and review schoolwide expectations as described in 1.4; implement schoolwide acknowledgments as described in 1.5; and respond to contextually inappropriate behavior as described in 1.7) across all classroom locations and routines and integrate these supports within all academic and SEB instruction in a culturally-responsive manner.

Possible Data Sources

- TFI walkthrough tool

Scoring Criteria

0	No or very few (<20%) educators consistently implement all foundational Tier 1 practices (schoolwide expectations, acknowledgments, and responses) in a culturally-responsive manner in the classroom.
1	Few (20-39%) educators consistently implement all foundational Tier 1 practices (schoolwide expectations, acknowledgments, and responses) in a culturally-responsive manner in the classroom.
2	Some (40-60%) educators are consistently implementing all foundational Tier 1 practices (schoolwide expectations, acknowledgments, and responses) in a culturally-responsive manner in the classroom.
3	Most (61-80%) educators are consistently implementing all foundational Tier 1 practices (schoolwide expectations, acknowledgments, and responses) in a culturally-responsive manner in the classroom and some (40%-60%) educators report integrating these supports within academic and SEB instruction.
4	Almost all (>80%) educators are consistently implementing all foundational Tier 1 practices (schoolwide expectations, acknowledgments, and responses) in a culturally-responsive manner in the classroom and most (>61%) educators report integrating these supports within academic and SEB instruction.



1.10 CLASSROOM PRACTICES

Educators consistently and equitably implement positive and proactive classroom practices—including building relationships with students; developing a safe environment; prompting predictable routines and expected behavior; actively providing OTRs, active supervision, and specific feedback (i.e., specific praise and supportive corrections); and ensuring a high ratio ($\geq 5:1$) of positive to corrective feedback.

Possible Data Sources

- TFI Classroom Data Summary Worksheet

Scoring Criteria

0	No or very few (<20%) educators consistently and equitably implement positive and proactive practices OR we do not measure this .
1	Few (20-39%) educators consistently and equitably implement positive and proactive practices.
2	Some (40-60%) educators consistently and equitably implement positive and proactive practices.
3	Most (61-80%) educators consistently and equitably implement positive and proactive practices.
4	Almost all (>80%) educators consistently and equitably implement positive and proactive practices.



Subscale: Systems

1.11 ESTABLISHED PRIORITY


The school has a clear purpose statement and established priority for developing and implementing SEB support within a PBIS/MTSS framework aligned to key school and district initiatives and strategic plans and clearly communicated to all educators.

Possible Data Sources

- Working smarter matrix
- School (student/parent) handbook
- School improvement plans
- School website
- TFI walkthrough tool

Scoring Criteria

0	SEB support within a PBIS/MTSS framework is not a documented school priority .
1	Priority of SEB support within a PBIS/MTSS framework is informally documented (e.g., meeting minutes, administrator statement).
2	Priority of SEB support within a PBIS/MTSS framework is clearly documented as one of the top 3 school improvement goals within school improvement plans.
3	Priority of SEB support within a PBIS/MTSS framework is clearly documented as one of the top 3 school improvement goals within school improvement plans, and leadership team alignment with related initiatives has been assessed (e.g., working smarter matrix).
4	Priority of SEB support within a PBIS/MTSS framework is clearly documented as one of the top 3 school improvement goals within school improvement plans, leadership team alignment with related initiatives has been assessed (e.g., working smarter matrix), and at least 80% of staff can articulate how implementation supports school improvement goals .



1.12 SCHOOLWIDE PROFESSIONAL DEVELOPMENT AND COACHING


Tier 1 leadership team develops, documents, and implements a comprehensive, data-informed, and differentiated professional development system (PBIS/MTSS for staff), supported by adequate FTE and aligned to other relevant school initiatives, that includes initial and ongoing training, coaching, and supportive performance feedback to all school or community-employed faculty/staff on foundational knowledge and Tier 1 practices (items 1.3-1.9).

Possible Data Sources

- Professional development (PD) calendar
- Staff handbook
- Coaching logs

Scoring Criteria

0	Process for training, coaching, and providing feedback is informal (i.e., does not include all staff or all schoolwide Tier 1 practices, is not written, and/or is not part of PD calendar).
1	A written process for training, coaching, and providing feedback exists and includes all staff and all schoolwide Tier 1 practices.
2	A written process for training, coaching, and providing feedback includes all staff and all schoolwide Tier 1 practices and is used as part of continuous PD cycle , (i.e., is part of PD calendar).
3	A written process for training, coaching, and providing feedback includes all staff and all schoolwide Tier 1 practices, is used as part of continuous PD cycle, and additional supports are differentiated based on data-informed need, or PD is aligned with other school initiatives and supports.
4	A written process for training, coaching, and providing feedback includes all staff and all schoolwide Tier 1 practices, is used as part of continuous PD cycle, additional supports are differentiated based on data-informed need, and PD is aligned with other school initiatives and supports.



1.13 CLASSROOM PROFESSIONAL DEVELOPMENT AND COACHING

Tier 1 leadership team develops, documents, and implements a comprehensive, data-driven, and differentiated professional development system (PBIS/MTSS for staff), supported by adequate FTE and aligned to other relevant school initiatives, that includes initial and ongoing training, coaching, and supportive performance feedback to support educators' implementation of positive and proactive classroom practices (described in item 1.10).

Possible Data Sources

- Professional development calendar
- Coaching logs
- Staff handbook

Scoring Criteria

0	Process for training, coaching, and providing feedback is informal (i.e., does not include all staff or all classroom Tier 1 practices, is not written, and/or is not part of PD calendar).
1	A written process for training, coaching, and providing feedback exists and includes all staff and all classroom Tier 1 practices.
2	A written process for training, coaching, and providing feedback includes all staff and all classroom Tier 1 practices and is used as part of continuous PD cycle , (i.e., is part of PD calendar).
3	A written process for training, coaching, and providing feedback includes all staff and all classroom Tier 1 practices, is used as part of continuous PD cycle, and additional supports are differentiated based on data-informed need, or PD is aligned with other school initiatives and supports.
4	A written process for training, coaching, and providing feedback includes all staff and all classroom Tier 1 practices, is used as part of continuous PD cycle, additional supports are differentiated based on data-informed need, and PD is aligned with other school initiatives and supports.



1.14 FACULTY AND STAFF ENGAGEMENT

Tier 1 leadership teams purposefully and regularly engage all faculty and staff in co-designing and actively revising the content and the implementation of foundational Tier 1 practices (items 1.3-1.10) and systems (items 1.12-1.13) based on the regular review of schoolwide and community data.

Possible Data Sources

- PBIS Self-assessment Survey
- Feedback and Input Survey (FIS)
- Informal Surveys
- Staff meeting minutes
- Team meeting minutes
- Social validity surveys
- Staff handbook

Scoring Criteria

0	No documentation or no opportunities exist for engaging faculty and staff on examining data or developing/revising foundational Tier 1 practices.
1	Faculty and staff are engaged in providing input on foundational Tier 1 practices based on a review of school and community data, within the past 12 months .
2	Faculty and staff are actively engaged in the selection and interpretation of school and community data and provide input on the development or implementation of foundational Tier 1 practices within the past 12 months .
3	Faculty and staff are actively engaged in the selection and interpretation of school and community data, and provide input on the development or implementation of foundational Tier 1 practices, at least twice per year .
4	Faculty and staff are actively engaged in the selection and interpretation of school and community data, provide input on the development or implementation of foundational Tier 1 practices at least twice per year, and if data indicate a problem, an action plan is developed to enhance or modify foundational Tier 1 practices .



1.15 STUDENT ENGAGEMENT


Tier 1 leadership teams purposefully and regularly engage students that are representative of (a) the schools' demographics and (b) any marginalized groups in co-designing and actively revising the content and the implementation of foundational Tier 1 practices (items 1.3-1.10) based on the regular review of schoolwide and community data.

Possible Data Sources

- Feedback and Input Survey (FIS)
- Social validity surveys

Scoring Criteria

0	No documentation or no opportunities exist to engage students in examining data or developing/revising foundational Tier 1 practices.
1	Some students are engaged in providing input on foundational Tier 1 practices based on a review of school and community data, within the past 12 months .
2	A representative group of students is actively engaged in the selection and interpretation of school and community data and provide input on the development or implementation of foundational Tier 1 practices within the past 12 months .
3	A representative group of students is actively engaged in the selection and interpretation of school and community data, and provide input on the development or implementation of foundational Tier 1 practices at least twice per year .
4	A representative group of students is actively engaged in the selection and interpretation of school and community data, provide input on the development or implementation of foundational Tier 1 practices at least twice per year, and if data indicate a problem, an action plan is developed to enhance or modify foundational Tier 1 practices .



1.16 FAMILY AND COMMUNITY ENGAGEMENT


Tier 1 leadership teams purposefully and regularly engage families and community members that are representative of (a) the schools' demographics and (b) any marginalized groups in co-designing and actively revising the content and the implementation of foundational Tier 1 practices (items 1.3-1.10) based on the regular review of schoolwide and community data.

Possible Data Sources

- Voting results from parent/family meeting
- Team meeting minutes
- Feedback and Input Survey (FIS)

Scoring Criteria

0	No documentation or no opportunities exist to engage families and community members in examining data or developing/ revising foundational Tier 1 practices.
1	Some families and community members are engaged in providing input on foundational Tier 1 practices based on a review of school and community data, within the past 12 months .
2	A representative group(s) of families and community members is actively engaged in the selection and interpretation of school and community data and provide input on the development or implementation of foundational Tier 1 practices, within the past 12 months .
3	A representative group(s) of families and community members are actively engaged in the selection and interpretation of school and community data, and provide input on the development or implementation of foundational Tier 1 practices, at least twice per year .
4	A representative group(s) of families and community members are actively engaged in the selection and interpretation of school and community data, provide input on the development or implementation of foundational Tier 1 practices at least twice per year, and if data indicate a problem, an action plan is developed to enhance or modify foundational Tier 1 practices .



Subscale: Data

1.17 DECISION MAKING WITH BEHAVIOR DATA


Tier 1 leadership team has access to behavior data (e.g., discipline referrals, removal from assigned instructional environment, suspensions, expulsions) that includes (a) all information relevant for decision making (e.g., behavior, date/time, location, student), (b) perceived function, and (c) disciplinary actions organized by the behavior type, frequency of events over time (per day per month), location, time of day, consequence, and by individual student, and uses discipline data at least monthly to develop and regularly re-evaluate a profile of overall strengths and needs that inform the development and delivery of equitable Tier 1 foundational and classroom practices (items 1.3-1.10).

Possible Data Sources

- Data reports
- Team meeting minutes and action plans

Scoring Criteria

0	Behavior data sources cannot be accessed by leadership team and/or are not used for data-informed actions.
1	Behavior data sources exist and are accessible and team reviews and uses discipline data for data-informed actions, but less than monthly .
2	Behavior data sources exist, are accessible, the team reports data accurately reflect behavior in the building and data can be aggregated and disaggregated (e.g., race/ethnicity, IEP/504, language status, gender) to identify both strengths and concerns.
3	Behavior data sources exist, are accessible, are shared with staff at least monthly , the team reports data accurately reflect behavior in the building, data can be aggregated and disaggregated (e.g., race/ethnicity, IEP/504, language status, gender) to identify both strengths and concerns, and team reviews and uses discipline data for data-informed actions at least monthly.
4	Behavior data sources exist, are accessible, are shared with staff at least monthly, the team reports data accurately reflect behavior in the building, data can be aggregated and disaggregated (e.g., race/ethnicity, IEP/504, language status, gender) to identify both strengths and concerns, team reviews and uses discipline data for data-informed actions at least monthly including monitoring for equitable implementation and outcomes. If data indicate a problem, an action plan is developed to enhance or modify foundational Tier 1 practices.



1.18 USING SCHOOL AND COMMUNITY DATA TO INFORM TIER 1


Tier 1 leadership team has regular access to and uses a variety of additional schoolwide (e.g., school climate surveys, attendance, nurse or counselor visit logs, universal screening) and community data sources (e.g., community resource profiles, basic needs [e.g., food and housing], health care access, community events), to develop and regularly re-evaluate a profile of overall strengths and needs that informs the development and delivery of equitable Tier 1 foundational and classroom practices (items 1.4-1.10).

Possible Data Sources

- Data reports
- Team meeting minutes
- Action plan

Scoring Criteria

0	School and community data sources do not exist or cannot be accessed and are not used to develop and re-evaluate a profile of overall strengths and needs.
1	School or community data sources exist and can be accessed and at least 1 school or community data source is used to develop and re-evaluate a profile of overall strengths and needs.
2	Multiple school and community data sources exist and can be accessed and can be aggregated and disaggregated (e.g., race/ethnicity, IEP/504, language status, gender) to identify both strengths and concerns.
3	Multiple school and community data sources exist, can be accessed, can be aggregated and disaggregated (e.g., race/ethnicity, IEP/504, language status, gender) to identify both strengths and concerns, and multiple school and community data sources are used to develop and re- evaluate a profile of overall strengths and needs at least annually. If data indicate a problem, an action plan is developed to enhance or modify foundational Tier 1 practices.
4	Multiple school and community data sources exist, can be accessed, can be aggregated and disaggregated (e.g., race/ethnicity, IEP/504, language status, gender) to identify both strengths and concerns, and multiple school and community data sources are used to develop and re-evaluate a profile of overall strengths and needs, at least quarterly. If data indicate a problem, an action plan is developed to enhance or modify foundational Tier 1 practices.



1.19 DECISION MAKING WITH FIDELITY DATA

Tier 1 leadership team reviews and uses schoolwide (e.g., TFI, BoQ, TIC, SAS, SET) and other fidelity data (e.g., classroom implementation, Tier 1 SEB curriculum, staff wellness systems) at least annually.

Possible Data Sources

- Data reports
- Team meeting minutes and action plans
- Action plan

Scoring Criteria

0	Tier 1 fidelity data are collected informally and/or less than annually .
1	Tier 1 fidelity data are collected and used for decision making annually .
2	Multiple Tier 1 fidelity assessments are collected and used for decision making annually .
3	Multiple Tier 1 fidelity assessments are conducted, including at least one classroom fidelity measure , and used for decision making more than once each year .
4	Multiple Tier 1 fidelity assessments are conducted and used for decision making at least three times in the past year, including fidelity assessments in at least 50% of classrooms .



1.20 EVALUATION PLAN


Tier 1 leadership team establishes a plan and then documents the fidelity and effectiveness of equitable Tier 1 practices at least annually (including year-by-year comparisons) that are (a) integrated with other data to inform overall school improvement efforts and (b) shared with partners (staff, families, community, district) in a usable format.

Possible Data Sources

- Action plan
- District evaluation reports
- School webpage
- School evaluation reports
- School newspapers

Scoring Criteria

0	Tier 1 leadership team does not document fidelity and effectiveness of Tier 1 practices at least annually.
1	Tier 1 leadership team documents fidelity or effectiveness of Tier 1 practices at least annually.
2	Tier 1 leadership team documents fidelity and effectiveness of Tier 1 practices at least annually.
3	Tier 1 leadership team documents fidelity and effectiveness of Tier 1 practices at least annually and data is integrated with other data sources to inform overall school improvement efforts and partners are informed .
4	Tier 1 leadership team documents fidelity and effectiveness of Tier 1 practices at least annually and data is integrated with other data sources to inform overall school improvement efforts, partners are informed, clear action items and alterations are in process based on evaluation .



Tier 2: Targeted PBIS Features

This section may be completed individually or with other tiers as part of the full Tiered Fidelity Inventory

Subscale: Leadership Team

2.1 TEAM COMPOSITION

Tier 2 leadership team (or Tier 2 and 3 combined team) includes the following roles: 1-2 Tier 2 system coordinators (e.g., coaches), a school administrator, a representative group of educators (e.g., grade level or departmental representation, general and special education, certified and non-certified staff), members from marginalized groups, relevant community partners (e.g., mental health providers), and individuals who actively provide expertise in the following areas:


- applied behavior support
- mental health and trauma
- academic instruction
- coaching
- equity
- physical health and wellness (e.g., nurse, health teacher)
- data systems and information regarding system and student academic and SEB strengths and needs
- operations of the school across grade levels and programs

Possible Data Sources

- School organizational chart
- Tier 2 team meeting minutes

Scoring Criteria

0	Team does not exist or does not include a coordinator, school administrator, or individuals with applied behavioral expertise.
1	Team exists, but does not include all identified roles, or participation of these members is below 80% .
2	Team with all roles exists and is actively engaged with participation of all roles at or above 80% .
3	Team with all roles exists, is actively engaged with participation of all roles at or above 80%, and either a written process is followed for selecting, orienting, recruiting, and retaining team members or Tier 2 leadership team includes members from the group that is most exposed to disparate outcomes in this school (e.g., exclusionary discipline, bullying, mental health referrals).
4	Team with all roles exists, is actively engaged with participation of all roles at or above 80%, and both a written process is followed for selecting, orienting, recruiting, and retaining team members and Tier 2 leadership team includes members from the group that is most exposed to disparate outcomes in this school.



2.2 TEAM OPERATING PROCEDURES


Tier 2 leadership team has (a) regular meeting format/agenda that prompts the regular review of Tier 2 practices, systems, and data, (b) established and regularly used team norms, (c) defined meeting roles (e.g., timekeeper, facilitator, recorder), (d) regular (e.g., quarterly) two-way data sharing and communication with Tier 1 and Tier 3 teams to inform decision making, (e) a current action plan, (f) procedure for evaluating fidelity of team operating procedures (e.g., Team Initiated Problem Solving [TIPS] Fidelity Checklist) at least twice annually, (g) a formal process to monitor the impact of team norms, and (h) procedures on ensuring all team members are able to participate as equal partners.

Possible Data Sources

- Tier 2 team meeting agendas and minutes
- Tier 2 meeting roles descriptions
- Tier 2 action plan
- Team Initiated Problem Solving (TIPS) fidelity checklist items 1-9

Scoring Criteria

0	Team does not meet monthly, use regular meeting format/agenda, minutes, defined roles, or a current action plan.
1	Team meets at least monthly and has at least three but not all six of the procedures listed a-f.
2	Team meets at least monthly and has at least four but not all six of the procedures listed a-f.
3	Team meets at least monthly and has at least five but not all six of the procedures listed a-f, and either g or h.
4	Team meets at least monthly and has all eight of the procedures listed a-h.



Subscale: Leadership Team Practices

2.3 SCREENING


Tier 2 leadership team uses decision rules and multiple sources of data (e.g., discipline referrals, academic progress, screening tools, attendance, nominations), available from multiple informants (e.g., teacher, family, student), at multiple points in time (e.g., screening at identified points, on-going data review, on-going access to nomination process) to identify students who require Tier 2 internalizing or externalizing supports and to inform the modification or intensification of Tier 1 supports as needed.

Possible Data Sources

- Multiple data sources used (e.g., discipline referrals, time out of instruction, attendance, academic performance)
- Team meeting minutes
- Team decision rubric
- School policy

Scoring Criteria

0	No specific rules exist for identifying students who qualify for Tier 2 supports.
1	Decision rules are established but not consistently followed.
2	Decision rules are established but the team uses only one of the following: multiple data sources, multiple informant options, or multiple points in time.
3	Decision rules are established but the team uses only two of the following: multiple data sources, multiple informant options, or multiple points in time, and aggregate data is shared with the Tier 1 team to inform modification or intensification Tier 1 practices.
4	Decision rules are established with the team using all of the following: multiple data sources, multiple informant options, and multiple points in time, and aggregate data is shared with the Tier 1 team to inform modification or intensification Tier 1 practices.



2.4 REQUEST FOR ASSISTANCE

Tier 2 leadership team uses a written request for assistance form and process that are timely and available and accessible to all staff, families, and students.

Possible Data Sources

- School handbook
- Request for assistance form
- Family handbook

Scoring Criteria

0	There is no request for assistance process.
1	A written request for assistance form and process are in place but are not available to all staff, or the team's response is not timely (longer than three days) .
2	A written request for assistance form and process are in place and is available to all staff , and the team's response is timely (within three days) .
3	A written request for assistance form and process are in place, is available and accessible (e.g., most common home languages) to all staff, families, and students , and the team's response is timely (within 3 days).
4	A written request for assistance form and process are in place, is available and accessible (e.g., most common home languages) to all staff, families, and students, the team's response is timely (within 3 days), and administrator reports consistent use .



2.5 OPTIONS FOR TIER 2 INTERVENTIONS


Tier 2 continuum has multiple ongoing SEB support interventions available schoolwide that meet a range of student SEB internalizing or externalizing needs and behavioral functions, are designed to support groups of students, have documented evidence of effectiveness, and provide (a) additional instruction/time for student skill development, (b) additional structure/predictability, (c) increased opportunity for feedback (e.g., daily progress report), (d) increased communication with families, and (e) include planned modifications to address a range of behavioral function, mental health needs, or academic skills.

Possible Data Sources

- School Tier 2 handbook
- Targeted Interventions Reference Guide

Scoring Criteria

0	No Tier 2 interventions are in use or interventions do not include all critical features.
1	Only one Tier 2 intervention with all critical features and documented evidence of effectiveness is in use.
2	Multiple Tier 2 interventions with all critical features and documented evidence of effectiveness are in use.
3	Multiple Tier 2 interventions with all critical features and documented evidence of effectiveness are in use, and interventions are available to meet behavioral functions and both internalizing or externalizing needs.
4	Multiple Tier 2 interventions with all critical features and documented evidence of effectiveness are in use, interventions are available to meet behavioral functions and both internalizing or externalizing needs, and planned adaptations are documented for relevant interventions (e.g., CICO modified to support students with escape maintained behaviors, skills group modified to prompt coping strategies to address anxiety).



2.6 DECISION RULES FOR ASSIGNING AND EXITING STUDENTS FOR INTERVENTION


A written process and set of decision rules is used for (a) matching students to Tier 2 interventions that are aligned to student need, cultural fit, and family and student preference and (b) exiting students from intervention after reaching pre-determined levels of performance.

Possible Data Sources

- Data sources used to identify interventions
- School policy
- Tier 2 handbook
- Needs assessment
- Targeted Interventions Reference Guide

Scoring Criteria

0	No process in place.
1	Informal process for selecting and exiting students for Tier 2 interventions occurs but is not documented.
2	A written process for selecting and exiting students for Tier 2 interventions is used, but does not describe how interventions are matched to student need, cultural fit, and aligned with family and student preference.
3	A written process is used for selecting and exiting students for Tier 2 interventions that are matched to student need , cultural fit, and aligned with family and student preference.
4	A written process is used for selecting and exiting students for Tier 2 interventions that are matched to student need, cultural fit, and aligned with family and student preference and a written process is used to monitor, assess, and improve student match to intervention as needed.



2.7 ACCESS TO TIER 1 SUPPORTS

Tier 2 supports are explicitly linked to Tier 1 supports (items 1.3-1.10), and students receiving Tier 2 supports have access to and are included in Tier 1 supports.

Possible Data Sources

- Data demonstrating student access to Tier 1 expectations lesson plans, teaching schedules and Tier 1 acknowledgment systems
- Tier 2 lesson plans
- Family communication

Scoring Criteria

0	No evidence exists that students receiving Tier 2 interventions have access to Tier 1 supports .
1	Teams collect and review evidence to show students have some (not full) access to Tier 1 supports.
2	Evidence shows students have full access to (i.e., students are not excluded) Tier 1 supports, but Tier 2 interventions are not explicitly linked (e.g., intensify existing Tier 1 supports or use same language) to Tier 1 supports.
3	Evidence shows students have full access to Tier 1 supports, and most Tier 2 interventions are explicitly linked (e.g., intensify existing Tier 1 supports or use same language) to Tier 1 supports .
4	Evidence shows students have full access to Tier 1 supports, and all Tier 2 interventions are explicitly linked (e.g., intensify existing Tier 1 supports or use same language) to Tier 1 supports.



Subscale: Systems

2.8 ORIENTATION AND TRAINING


A written process is used for teaching all relevant staff, families, and students how to (a) request assistance and (b) implement or support each Tier 2 intervention that is in place.

Possible Data Sources

- Professional development calendar
- Staff/Family orientation
- School policy
- Staff/Family handbook
- Lesson plans for teacher trainings

Scoring Criteria

0	No process is in place to teach relevant staff, families, and/or students to (a) request assistance and/or (b) implement/support Tier 2 interventions.
1	Informal process exists to teach relevant staff, families, and/or students to (a) request assistance and/or (b) implement/support Tier 2 interventions.
2	A written process is used to teach relevant staff, families, and/or students to (a) request assistance and/or (b) implement/support some Tier 2 interventions.
3	A written process is used to teach relevant staff, families, and students to (a) request assistance and (b) implement/support some Tier 2 interventions.
4	A written process is used to teach relevant staff, families, and students to (a) request assistance and (b) implement/support all Tier 2 interventions.



2.9 LEVEL OF USE


Tier 2 leadership team follows written process to track proportion of students participating and experiencing success in Tier 2 supports, determining if access is appropriate (i.e., % of total student population supported by Tier 2 is reasonable given context), and equitable (i.e., disaggregated data demonstrate equitable representation in Tier 2 support by group [e.g., race/ethnicity, IEP/504, language status, gender]), and disaggregated data are used for decision making and shared with Tier 1 and Tier 3 teams to inform distribution of tiered supports.

Possible Data Sources

- Tier 2 enrollment data
- Progress monitoring tools
- Staff feedback
- Tier 2 team meeting minutes
- Action plan

Scoring Criteria

0	Team does not have criteria for or track the number of students participating or experiencing success in Tier 2 interventions.
1	Team has defined criteria for counting a student as participating and experiencing success in Tier 2 and uses criteria to report the number and percentage of students participating and experiencing success in Tier 2 interventions overall to Tier 1 and 3 teams at least annually.
2	Team has defined criteria for counting a student as participating and experiencing success in Tier 2 and uses criteria to report the number and percentage of students participating and experiencing success in Tier 2 interventions overall and by group to Tier 1 and 3 teams at least annually.
3	Team has defined criteria for counting a student as participating and experiencing success in Tier 2 and uses criteria to report the number and percentage of students participating and experiencing success in Tier 2 interventions overall and by group and examines data to determine whether access is appropriate and equitable and shares data with Tier 1 and 3 teams at least annually.
4	Team has defined criteria for counting a student as participating and experiencing success in Tier 2 and uses criteria to report the number and percentage of students participating and experiencing success in Tier 2 interventions overall and by group and examines data to determine whether access is appropriate and equitable and shares data with Tier 1 and 3 teams at least quarterly.



2.10 STUDENT ENGAGEMENT


Tier 2 leadership team purposefully and regularly engages students that are representative of the schools' demographics and any marginalized groups in the regular review of schoolwide and community data in order to identify systemic barriers that may contribute to over or under representation of student groups in Tier 2 supports, and co-design and actively revise the selection and adaptation of Tier 2 interventions and the implementation of Tier 2 foundational practices (items 2.3-2.9).

Possible Data Sources

- Surveys
- Team meeting minutes

Scoring Criteria

0	No documentation or no opportunities exist for students to engage in examining data or developing/revising foundational Tier 2 practices.
1	Some students are engaged in providing input on some foundational Tier 2 practices based on a review of school and community data, within the past 12 months .
2	A representative group(s) of students is actively engaged in the selection and interpretation of school and community data to identify potential systemic barriers and provide input on the selection, implementation, and adaptation of some foundational Tier 2 practices and interventions within the past 12 months.
3	A representative group(s) of students is actively engaged in the selection and interpretation of school and community data to identify potential systemic barriers and provide input on the selection, implementation, and adaptation of all foundational Tier 2 practices and interventions within the past 12 months, and if data indicate a problem, an action plan is developed to enhance or modify foundational Tier 2 practices .
4	A representative group(s) of students is actively engaged in the selection and interpretation of school and community data to identify potential systemic barriers and provide input on the selection, implementation, and adaptation of all foundational Tier 2 practices and interventions at least twice per year , and if data indicate a problem, an action plan is developed to enhance or modify foundational Tier 2 practices.



2.11 FAMILY AND COMMUNITY ENGAGEMENT

Tier 2 leadership team purposefully and regularly engages families and community members that are representative of the school’s demographics and (b) any marginalized groups in the regular review of schoolwide and community data in order to identify systemic barriers that may contribute to over or under representation of student groups in Tier 2 supports, and co-design and actively revise the selection and adaptation of Tier 2 interventions and the implementation of Tier 2 foundational practices (items 2.3-2.9).

Possible Data Sources

- Surveys
- Team meeting minutes

Scoring Criteria

0	No documentation or no opportunities exist for families and community members to engage in examining data or developing/ revising Tier 2 practices.
1	Some families and community members are engaged in providing input on some foundational Tier 2 practices based on a review of school and community data, within the past 12 months.
2	A representative group(s) of families and community members is actively engaged in the selection and interpretation of school and community data to identify potential systemic barriers and provide input on the selection, implementation, and adaptation of some foundational Tier 2 practices and interventions within the past 12 months.
3	A representative group(s) of families and community members is actively engaged in the selection and interpretation of school and community data to identify potential systemic barriers and provide input on the selection, implementation, and adaptation of all foundational Tier 2 practices and interventions within the past 12 months, and if data indicate a problem, an action plan is developed to enhance or modify foundational Tier 2 practices.
4	A representative group(s) of families and community members is actively engaged in the selection and interpretation of school and community data to identify potential systemic barriers and provide input on the selection, implementation, and adaptation of all foundational Tier 2 practices and interventions at least twice per year , and if data indicate a problem, an action plan is developed to enhance or modify foundational Tier 2 practices.



2.12 FACULTY AND STAFF ENGAGEMENT

Tier 2 leadership team purposefully and regularly engages all faculty and staff in the regular review of schoolwide and community data in order to identify systemic barriers that may contribute to over or under representation of student groups in Tier 2 supports, and co-design and actively revise the selection and adaptation of Tier 2 interventions and the implementation of Tier 2 foundational practices (items 2.3-2.9).

Possible Data Sources

- Feedback and Input Survey (FIS)
- Staff meeting minutes
- Social validity surveys
- Informal surveys
- Team meeting minutes
- Action plan

Scoring Criteria

0	No documentation or no opportunities exist for faculty and staff to engage in examining data or developing/revising foundational Tier 2 practices.
1	Faculty and staff are engaged in providing input on some foundational Tier 2 practices based on a review of school and community data, within the past 12 months .
2	Faculty and staff are actively engaged in the selection and interpretation of school and community data to identify potential systemic barriers and provide input on the selection, implementation, and adaptation of some foundational Tier 2 practices and interventions within the past 12 months.
3	Faculty and staff are actively engaged in the selection and interpretation of school and community data to identify potential systemic barriers AND provide input on the selection, implementation, and adaptation of all foundational Tier 2 practices and interventions within the past 12 months, and if data indicate a problem, an action plan is developed to enhance or modify foundational Tier 2 practices .
4	Faculty and staff are actively engaged in the selection and interpretation of school and community data to identify potential systemic barriers AND provide input on the selection, implementation, and adaptation of all foundational Tier 2 practices and interventions at least twice per year , and if data indicate a problem, an action plan is developed to enhance or modify foundational Tier 2 practices.



Subscale: Data

2.13 DECISION MAKING WITH STUDENT PERFORMANCE DATA


Tier 2 leadership team establishes and uses decision rules and a written process for regular data review to (a) monitor benefit overall, by group, and for individual students and (b) adjust support (e.g., intensify, modify, or fade) to increase responsiveness.

Possible Data Sources

- Student progress data (e.g., % of students meeting goals)
- Intervention Tracking Tool
- Daily/Weekly Progress Report sheets
- Family communication

Scoring Criteria

0	Team does not have a written process for monitoring student benefit in all Tier 2 interventions.
1	Team uses a written process for monitoring student benefit in all Tier 2 interventions and uses criteria to review the number and percent of students responding to Tier 2 interventions.
2	Team uses a written process for monitoring student benefit in all Tier 2 interventions and uses criteria to review the number and percent of students responding to Tier 2 interventions overall and by group (i.e., race/ethnicity, gender, disability).
3	Team uses a written process for monitoring student benefit in all Tier 2 interventions and uses criteria to (a) review the number and percent of students responding to Tier 2 interventions overall and by group (i.e., race/ethnicity, gender, disability) and (b) adjust support (e.g., intensify, modify, or fade) to increase responsiveness across some Tier 2 interventions.
4	Team uses a written process for monitoring student benefit in all Tier 2 interventions and uses criteria to (a) review the number and percent of students responding to Tier 2 interventions overall and by group (i.e., race/ethnicity, gender, disability) and (b) adjust support (e.g., intensify, modify, or fade) to increase responsiveness across all Tier 2 interventions .



2.14 DECISION MAKING WITH FIDELITY DATA


Tier 2 leadership team uses a protocol for ongoing review of fidelity for each Tier 2 practice.

Possible Data Sources

- Tier 2 coordinator meeting
- District technical assistance
- Fidelity probes taken monthly by Tier 2 team member
- Fidelity measures

Scoring Criteria

0	No protocol exists to collect and review fidelity of each Tier 2 practice.
1	Informal approach used to monitor fidelity of each Tier 2 practice.
2	Protocol developed to collect and monitor fidelity data (e.g. direct, self-report) for Tier 2 practices, and is implemented for some but not all Tier 2 interventions.
3	Periodic, direct assessments of fidelity data are collected by Tier 2 team for all Tier 2 interventions in accordance with established protocol.
4	Periodic, direct assessments of fidelity data are collected by Tier 2 team for all Tier 2 interventions in accordance with protocol, and used to make adjustments to implementation support.



2.15 EVALUATION PLAN

Tier 2 leadership team uses a written process to document the fidelity, effectiveness, and equitable use of Tier 2 practices at least annually (including year-by-year comparisons) that are (a) integrated with other data to inform overall school improvement efforts and (b) shared with partners (staff, families, community, district) in a usable format.

Possible Data Sources

- Action plan
- School newspapers
- School or district evaluation reports
- School webpage

Scoring Criteria

0	Tier 2 leadership team does not document fidelity and effectiveness of Tier 2 practices at least annually.
1	Tier 2 leadership team documents fidelity or effectiveness of Tier 2 practices at least annually.
2	Tier 2 leadership team documents fidelity and effectiveness of Tier 2 practices at least annually.
3	Tier 2 leadership team documents fidelity and effectiveness of Tier 2 practices at least annually and data is integrated with other data sources to inform overall school improvement efforts and partners are informed .
4	Tier 2 leadership team documents fidelity and effectiveness of Tier 2 practices at least annually and data is integrated with other data sources to inform overall school improvement efforts, partners are informed, clear action items and alterations are in process based on evaluation .



Tier 3: Individualized PBIS Features

This section may be completed individually or with other tiers as part of the full Tiered Fidelity Inventory.

Subscale: Leadership Team

3.1 TEAM COMPOSITION

Tier 3 leadership team (or combined Tier 2 and Tier 3 Team) includes the following roles: 1-2 Tier 3 systems coordinators (e.g., coaches), a school administrator, a representative group of educators (e.g., grade level or departmental representation, general and special education, certified and non-certified staff), members from marginalized groups, relevant community partners (e.g., mental health providers), and individuals who actively provide expertise in the following areas:


- applied behavior support
- mental health and trauma
- academic instruction
- coaching
- equity
- physical health and wellness (e.g., nurse, health teacher)
- data systems and information regarding system and student academic and SEB strengths and needs
- operations of the school across grade levels and programs

Possible Data Sources

- School organizational chart
- Tier 3 team meeting minutes
- District capacity assessment

Scoring Criteria

0	Team does not exist or does not include a coordinator, school administrator, or individuals with applied behavioral expertise.
1	Team exists, but does not include all identified roles, or participation of these members is below 80%.
2	Team with all roles exists and is actively engaged with participation of all roles at or above 80%.
3	Team with all roles exists, is actively engaged with participation of all roles at or above 80%, and either a written process exists for selecting, orienting, recruiting, and retaining team members or Tier 3 leadership team includes members from the group that is most exposed to disparate outcomes in your school (e.g., exclusionary discipline, bullying, mental health referrals).
4	Team with all roles exists, is actively engaged with participation of all roles at or above 80%, and both a written process exists for selecting, orienting, recruiting, and retaining team members and Tier 3 leadership team includes members from the group that is most exposed to disparate outcomes in your school.



3.2 TEAM OPERATING PROCEDURES

Tier 3 leadership team has (a) regular meeting format/agenda that prompts the regular review of Tier 3 practices, systems, and data, (b) established and regularly used team norms, (c) defined meeting roles (e.g., timekeeper, facilitator, recorder), (d) regular (e.g., quarterly) two-way data sharing and communication with Tier 1 and Tier 2 teams to inform decision making, (e) a current action plan, (f) procedure for evaluating fidelity of team operating procedures (e.g., Team Initiated Problem Solving [TIPS] Fidelity Checklist) at least twice annually, (g) a formal process to monitor the impact of team norms, and (h) procedures on ensuring all team members are able to participate as equal partners.

Possible Data Sources

- Tier 3 team meeting agendas and minutes
- Tier 3 meeting roles descriptions
- Tier 3 action plan
- Team Initiated Problem Solving (TIPS) fidelity checklist items 1–9

Scoring Criteria

0	Team does not meet monthly, use regular meeting format/agenda, minutes, defined roles, or a current action plan.
1	Team meets at least monthly and has at least three but not all six of the procedures listed a–f.
2	Team meets at least monthly and has at least four but not all six of the procedures listed a–f.
3	Team meets at least monthly and has at least five but not all six of the procedures listed a–f, and either g or h.
4	Team meets at least monthly and has all eight of the procedures listed a–h.



Subscale: Leadership Team Practices

3.3 SCREENING


Tier 3 leadership team uses decision rules and multiple sources of data (e.g., discipline referrals, Tier 2 performance, request for assistance process, academic progress, screening tools, attendance, nominations, crisis/safety plan development) to identify students with internalizing or externalizing needs who require Tier 3 supports. Data are available from multiple informants (e.g., teacher, family, student) and at multiple points in time (e.g., screening at identified points, ongoing data review, ongoing access to request for assistance process).

Possible Data Sources

- Multiple data sources used (e.g., discipline referrals, time out of assigned instruction, attendance, academic performance)
- Team meeting minutes
- School policy
- Team decision rubric

Scoring Criteria

0	No specific rules for identifying students who qualify for Tier 3 supports.
1	Decision rules established but not consistently followed.
2	Decision rules established with teams using only 1 of the following : multiple data sources, multiple informant options, multiple points in time.
3	Decision rules established with teams using only 2 of the following : multiple data sources, multiple informant options, multiple points in time.
4	Decision rules established with teams using all of the following : multiple data sources, multiple informant options, multiple points in time.



3.4 COMPREHENSIVE ASSESSMENT PROTOCOL

Tier 3 leadership team (defined in item 3.1) develops, implements, and monitors the use of a comprehensive assessment (e.g., functional behavioral assessment [FBA]) protocol to guide consideration of all data gathered in the context of Tiers 1 and 2, information uncovered during screening (item 3.3), and other relevant data sources on strengths and needs across life domains including behavioral (e.g., attendance, functional behavioral assessment, suspension/expulsion), academic (e.g., reading, math, writing), medical, and mental health data. The protocol prompts the examination of the following student-specific elements:


1. strengths: data-based statement of the student’s SEB strengths that honors student and family values, student identity, and lived experiences
2. needs: operational description of internalizing or externalizing SEB need (e.g., chronic or significant display of contextually inappropriate behavior)
3. hypothesis statement: data-based identification of situations (antecedents) that predict and reinforcers that maintain these behaviors (i.e., statement of behavioral function)
4. additional information: other relevant indicators of strength and need relevant to developing an individual support plan (e.g., diagnostic academic data, attendance, mental health/wellness, physical health/wellness, basic needs across life domains)

Possible Data Sources

- Review of comprehensive assessment protocol

Scoring Criteria

0	No protocol for conducting a comprehensive assessment exists.
1	A protocol exists for conducting assessments in Tier 3, but the protocol does not include all data sources listed, or prompt all student specific elements.
2	A written protocol for conducting comprehensive assessment exists, includes all data sources listed and prompts all student-specific elements, but the leadership team does not actively monitor adherence to protocol elements.
3	A written protocol for conducting comprehensive assessment exists, includes all data sources listed, prompts all student-specific elements and it is used across most student support teams and the leadership team actively monitors adherence to protocol elements.
4	A written protocol for conducting comprehensive assessment exists, includes all data sources listed and prompts all student-specific elements, and it is implemented consistently across all student support teams, and the leadership team actively monitors adherence to protocol elements.



3.5 INDIVIDUAL SUPPORT PLAN PROTOCOL

Tier 3 leadership team develops, implements and monitors the use of an individual support plan protocol to guide the development of individualized support plans based on individualized assessment data (item 3.16), including decision rules for matching plan to student level of need (e.g., brief, comprehensive, wraparound) and all of the following plan elements:


1. prevention strategies
2. teaching strategies
3. consequence strategies
 - a. to encourage or reinforce contextually appropriate behaviors
 - b. to prevent reinforcement of and respond to contextually inappropriate behaviors
4. safety elements that prioritize alternatives to restraint where needed
5. systematic process for assessing fidelity and impact
6. action plan for putting the comprehensive support plan in place
7. adaptations or modifications to Tier 1 and 2 supports are prioritized before adding new interventions

Possible Data Sources

- Review of comprehensive individual support protocol

Scoring Criteria

0	No protocol for developing and implementing individualized Tier 3 support exists.
1	A written protocol exists for developing and implementing individual support plans, but the protocol does not include decision rules for matching to student level of need or include all plan elements (a–g).
2	A written protocol exists for developing and implementing individual support plans, and the protocol includes decision rules for matching to student level of need and includes all plan elements (a–g) but the leadership team does not actively monitor adherence to protocol elements.
3	A written protocol exists for developing and implementing individual support plans, and the protocol includes decision rules for matching to student level of need and includes all plan elements (a–g) and it is implemented consistently across some student support teams and the leadership team actively monitors adherence to protocol elements.
4	A written protocol exists for developing and implementing individual support plans, and the protocol includes decision rules for matching to student level of need and includes all plan elements (a–g) and it is implemented consistently across all student support teams and the leadership team actively monitors adherence to protocol elements.



3.6 ACCESS TO TIER 1 AND TIER 2 SUPPORTS


Tier 3 supports are explicitly linked to Tier 1 and Tier 2 supports, and all students receiving Tier 3 supports have access to and are included in Tier 1 and Tier 2 supports.

Possible Data Sources

- Tier 1 lesson plans and teaching schedules
- Tier 2 lesson plans
- Acknowledgment system
- Family communication

Scoring Criteria

0	No evidence exists that students receiving Tier 3 interventions have access to Tier 1 and Tier 2 supports .
1	Evidence shows students have some (not full) access to Tier 1 and Tier 2 supports.
2	Evidence shows students have full access to Tier 1 and Tier 2 supports, but Tier 3 supports are not explicitly linked to Tier 1 and Tier 2 supports.
3	Evidence shows students have full access to Tier 1 and Tier 2 supports, and most Tier 3 support plans are explicitly linked to Tier 1 and Tier 2 supports .
4	Evidence shows students have full access to Tier 1 and Tier 2 supports, and all Tier 3 support plans are explicitly linked to Tier 1 and Tier 2 supports.



Subscale: Systems

3.7 LEADERSHIP TEAM PROFESSIONAL DEVELOPMENT AND COACHING


Tier 3 leadership team and Tier 3 facilitators have access to ongoing professional development and coaching on comprehensive assessment and individualized support plan development guided by the review of fidelity and student performance data.

Possible Data Sources

- Professional development calendar

Scoring Criteria

0	No process for training leadership team members in place.
1	Professional development and coaching process is informal .
2	Professional development and coaching process is formal but does not include both comprehensive assessment and individualized support plan development.
3	Professional development and coaching process is formal, includes both comprehensive assessment and individualized support plan development, and ongoing training and coaching needs are determined through fidelity and student performance data review.
4	Professional development and coaching process is formal, includes both comprehensive assessment and individualized support plan development, ongoing training and coaching needs are determined through fidelity and student performance data review, and all leadership team members have had access within the last 12 months.



3.8 LEVEL OF USE


Tier 3 leadership team follows a written process to track the proportion of students participating in and experiencing success in Tier 3 supports, determining if access is appropriate (i.e., % of total student population supported by Tier 3 is reasonable given context) and equitable (i.e., disaggregated data demonstrate equitable representation in Tier 3 support by group [e.g., race/ethnicity, IEP/504, language status, gender]), and disaggregated data are examined and shared with Tier 1 and Tier 2 teams to inform the distribution of tiered supports.

Possible Data Sources

- Tier 3 enrollment data
- Tier 3 team meeting minutes
- Progress monitoring tools

Scoring Criteria

0	Team does not have criteria for or track the number of students participating or experiencing success in Tier 3 interventions.
1	Team has defined criteria for counting a student as participating and experiencing success in Tier 3 and uses criteria to report the number and percentage of students participating and experiencing success in Tier 3 interventions overall to Tier 1 and 3 teams at least annually.
2	Team has defined criteria for counting a student as participating and experiencing success in Tier 3 and uses criteria to report the number and percentage of students participating and experiencing success in Tier 3 interventions overall and by group to Tier 1 and 2 teams at least annually.
3	Team has defined criteria for counting a student as participating and experiencing success in Tier 3 and uses criteria to report the number and percentage of students participating and experiencing success in Tier 3 interventions overall and by group and examines data to determine whether access is appropriate and equitable and shares data with Tier 1 and 2 teams at least annually.
4	Team has defined criteria for counting a student as participating and experiencing success in Tier 3 and uses criteria to report the number and percentage of students participating and experiencing success in Tier 3 interventions overall and by group and examines data to determine whether access is appropriate and equitable and shares data with Tier 1 and 2 teams at least quarterly.



3.9 STAFFING


A written administrative plan is used to ensure staff with adequate FTE, training, and support are available to consistently facilitate individualized plans for the students enrolled in Tier 3 supports.

Possible Data Sources

- Administrative plan
- Tier 3 team meeting minutes
- FTE (i.e., paid time) allocated to Tier 3 supports

Scoring Criteria

0	Personnel are not assigned to facilitate student support teams.
1	Personnel are available but do not have adequate FTE or there is no system for assigning staff to facilitate student support teams or no evidence of adequate training and support.
2	Personnel are available, have adequate FTE, and, an administrator assigns them to facilitate student support teams and there is evidence of adequate training and staffing for some but not all student support plans.
3	Personnel are available, have adequate FTE, and an administrator assigns them to facilitate student support teams and there is evidence of adequate training and staffing for all student support plans.
4	Personnel are available, have adequate FTE, and an administrator assigns them to facilitate student support teams, there is evidence of adequate training and staffing for all student support plans, and clear protocols are in place to ensure student support is not impacted by staff absences.



3.10 STUDENT ENGAGEMENT


Tier 3 leadership team purposefully and regularly engages students that are representative of the school’s demographics and any marginalized groups in the regular review of schoolwide and community data in order to identify systemic barriers that may contribute to over or under representation of student groups in Tier 3 supports, and co-design and actively revise the selection and adaptation of interventions and the implementation of Tier 3 foundational practices (items 3.3-3.6).

Possible Data Sources

- Social validity surveys
- Team meeting minutes

Scoring Criteria

0	No documentation or no opportunities exist for students to engage in examining data or developing/revising foundational Tier 3 practices.
1	Some students are engaged in providing input on some foundational Tier 3 practices based on a review of school and community data, within the past 12 months .
2	A representative group(s) of students is actively engaged in the selection and interpretation of school and community data to identify potential systemic barriers and provide input on the selection, implementation, and adaptation of some foundational Tier 3 practices and interventions within the past 12 months.
3	A representative group(s) of students is actively engaged in the selection and interpretation of school and community data to identify potential systemic barriers and provide input on the selection, implementation, and adaptation of all foundational Tier 3 practices and interventions within the past 12 months, and if data indicate a problem, an action plan is developed to enhance or modify foundational Tier 3 practices .
4	A representative group(s) of students is actively engaged in the selection and interpretation of school and community data to identify potential systemic barriers and provide input on the selection, implementation, and adaptation of all foundational Tier 3 practices and interventions at least twice per year , and if data indicate a problem, an action plan is developed to enhance or modify foundational Tier 3 practices.



3.11 FAMILY AND COMMUNITY ENGAGEMENT


Tier 3 leadership team purposefully and regularly engages families and community members that are representative of the school’s demographics and any marginalized groups in the regular review of schoolwide and community data in order to identify systemic barriers that may contribute to over or under representation of student groups in Tier 3 supports and co-design and actively revise the selection and adaptation of interventions and the implementation of Tier 3 foundational practices (items 3.3-3.6).

Possible Data Sources

- Social validity surveys
- Team meeting minutes

Scoring Criteria

0	No documentation or no opportunities exist for families to engage in examining data or developing/revising foundational Tier 3 practices.
1	Some families and community members are engaged in providing input on some foundational Tier 3 practices based on a review of school and community data, within the past 12 months.
2	A representative group(s) of families and community members is actively engaged in the selection and interpretation of school and community data to identify potential systemic barriers and provide input on the selection, implementation, and adaptation of some foundational Tier 3 practices and interventions within the past 12 months.
3	A representative group(s) of families and community members is actively engaged in the selection and interpretation of school and community data to identify potential systemic barriers and provide input on the selection, implementation, and adaptation of all foundational Tier 3 practices and interventions within the past 12 months, and if data indicate a problem, an action plan is developed to enhance or modify foundational Tier 3 practices.
4	A representative group(s) of families and community members is actively engaged in the selection and interpretation of school and community data to identify potential systemic barriers and provide input on the selection, implementation, and adaptation of all foundational Tier 3 practices and interventions at least twice per year , and if data indicate a problem, an action plan is developed to enhance or modify foundational Tier 3 practices.



3.12 FACULTY AND STAFF ENGAGEMENT


Tier 3 leadership team purposefully and regularly engages all faculty and staff in the regular review of schoolwide and community data in order to identify systemic barriers that may contribute to over or under representation of student groups in Tier 3 supports, and co-design and actively revise the selection and adaptation Tier 3 interventions and the implementation of Tier 3 foundational practices (items 3.3-3.6).

Possible Data Sources

- Feedback and Input Survey (FIS)
- Staff meeting minutes
- Social validity surveys
- Informal Surveys
- Team meeting minutes

Scoring Criteria

0	No documentation or no opportunities exist for faculty and staff to engage in examining data or developing/revising foundational Tier 3 practices.
1	Faculty and staff are engaged in providing input on some foundational Tier 3 practices based on a review of school and community data, within the past 12 months .
2	Faculty and staff are actively engaged in the selection and interpretation of school and community data to identify potential systemic barriers and provide input on the selection, implementation, and adaptation of some foundational Tier 3 practices and interventions within the past 12 months.
3	Faculty and staff are actively engaged in the selection and interpretation of school and community data to identify potential systemic barriers and provide input on the selection, implementation, and adaptation of all foundational Tier 3 practices and interventions within the past 12 months, and if data indicate a problem, an action plan is developed to enhance or modify foundational Tier 3 practices .
4	Faculty and staff are actively engaged in the selection and interpretation of school and community data to identify potential systemic barriers and provide input on the selection, implementation, and adaptation of all foundational Tier 3 practices and interventions at least twice per year , and if data indicate a problem, an action plan is developed to enhance or modify foundational Tier 3 practices.



Subscale: Data

3.13 DECISION MAKING WITH AGGREGATED STUDENT PERFORMANCE DATA AND FIDELITY DATA

Tier 3 leadership team has a protocol for ongoing review of aggregated student performance data and fidelity of Tier 3 systems and each Tier 3 practice, including those implemented by school-based and natural (e.g., family, friend) supporters and uses this data to monitor the effectiveness of Tier 3 foundational practices (items 3.3-3.6) and systems (items 3.7-3.12) overall and by group and to adjust supports (e.g., referral pathways, range of supports, training and coaching) to increase student benefit.

Possible Data Sources

- Data reports
- Team meeting minutes
- Action plan

Scoring Criteria

0	No protocol exists to collect and review fidelity and aggregate student outcome data of Tier 3 system or each Tier 3 practice (documented in comprehensive support plan).
1	Informal approach used to monitor aggregate outcomes and fidelity of Tier 3 system and each Tier 3 practice.
2	Student benefit overall and by group (i.e., race/ethnicity, gender, disability) and fidelity of Tier 3 systems is monitored at least annually, protocol is developed to collect and monitor fidelity data (e.g., direct, self- report) for Tier 3 practices, and is implemented for some but not all Tier 3 interventions.
3	Student benefit overall and by group (i.e., race/ethnicity, gender, disability) and fidelity of Tier 3 systems is monitored at least annually and periodic, direct assessments of fidelity are collected by Tier 3 team for all Tier 3 interventions in accordance with established protocol.
4	Student benefit overall and by group (i.e., race/ethnicity, gender, disability) and fidelity of Tier 3 systems is monitored at least annually, and periodic, direct assessments of fidelity are collected by Tier 3 team for all Tier 3 interventions in accordance with protocol, and used to make adjustments to implementation support.



3.14 EVALUATION PLAN


Tier 3 leadership team uses a written plan to document the fidelity, effectiveness, and equity of Tier 3 practices at least annually (including year by year comparisons) that are (a) integrated with other data to inform overall school improvement efforts and (b) shared with partners (staff, families, community, district) in a usable format.

Possible Data Sources

- Staff and student surveys
- Fidelity tools
- Student outcomes
- Tier 3 handbook
- School policy
- District reports

Scoring Criteria

0	Team does not document fidelity and effectiveness of Tier 3 practices (documented on comprehensive support plans) at least annually.
1	Team documents fidelity or effectiveness of Tier 3 practices at least annually.
2	Team documents fidelity and effectiveness of Tier 3 practices at least annually.
3	Team documents fidelity and effectiveness of Tier 3 practices at least annually and data is integrated with other data sources to inform overall school improvement efforts and partners are informed .
4	Team documents fidelity and effectiveness of Tier 3 practices at least annually and data is integrated with other data sources to inform overall school improvement efforts, partners are informed, clear action items and alterations are in process based on evaluation .



Subscale: Individualized Support

3.15 INDIVIDUAL SUPPORT TEAM

For each individual support plan, a unique team exists to design, implement, monitor, and adapt the student-specific support, including input/approval from student/family about team membership and individuals who actively provide expertise in each relevant area:

- applied behavioral expertise
- mental health and trauma expertise
- access to external support agencies and resources for planning and implementing non-school-based interventions (e.g., intensive mental health)
- academic expertise
- physical health and wellness (e.g., nurse, health teacher)
- knowledge of data systems and information regarding system and student academic and SEB strengths and needs
- knowledge about the operations of the school across grade levels and programs

Possible Data Sources

- A sample of 30% or a minimum of three randomly selected Tier 3 student behavior support plans created in the last 12 months (see TFI Tier 3 Support Plan Worksheet)

Scoring Criteria

0	Individual support teams do not exist for all students who need them.
1	Individual support teams exist, but student support teams do not include all relevant areas of expertise.
2	Individual support teams exist and include input/approval from student/family about who is on the team, and team includes some but not all relevant areas of expertise.
3	Individual support teams exist, include input/approval from student/family about who is on the team, and team includes all relevant areas of expertise for each student.
4	Individual support teams exist, include all relevant areas of expertise for each student, and all members are actively engaged in the design, implementation, and monitoring of student specific support plans with participation of all roles at or above 80%.



3.16 INDIVIDUAL ASSESSMENT PLANS


Individual support teams (defined in item 3.15) follow comprehensive assessment protocols (defined in item 3.4) to document individualized comprehensive assessment for each student receiving Tier 3 support that includes all relevant data sources and each student specific element.

Possible Data Sources

- A sample of 30% or a minimum of three randomly selected Tier 3 student behavior support plans created in the last 12 months (see TFI Tier 3 Support Plan Worksheet)

Scoring Criteria

0	Sampled comprehensive assessments do not follow a comprehensive assessment protocol and do not include elements of comprehensive assessment described in item 3.4 (i.e., strengths, precise statement of needs, hypothesis statement, and relevant additional information).
1	Some sampled comprehensive assessments follow a comprehensive assessment protocol and include observable, measurable, and specific descriptions of some, but not all, elements of comprehensive assessment described in item 3.4.
2	Each Student Support Team consistently uses Tier 3 comprehensive assessment protocol to conduct and document a comprehensive assessment plan and sampled comprehensive assessments include observable, measurable, and specific descriptions of all elements of comprehensive assessment described in item 3.4.
3	Each Student Support Team consistently uses Tier 3 comprehensive assessment protocol to conduct and document a comprehensive assessment plan and sampled comprehensive assessments include observable, measurable, and specific descriptions of all elements of comprehensive assessment described in item 3.4 and data to support some, but not all, elements.
4	Each Student Support Team consistently uses Tier 3 comprehensive assessment protocol to conduct and document a comprehensive assessment plan and sampled comprehensive assessments include observable, measurable, and specific descriptions of all elements of comprehensive assessment described in item 3.4 and data to support all elements.



3.17 INDIVIDUAL SUPPORT PLANS


Individual support teams (defined in item 3.15) follow Tier 3 individual support plan protocols (defined in item 3.5) to document individualized support plans for all students receiving Tier 3 support.

Possible Data Sources

- A sample of 30% or a minimum of three randomly selected Tier 3 student behavior support plans created in the last 12 months (see TFI Tier 3 Support Plan Worksheet)

Scoring Criteria

0	Sampled individual support plans do not follow an individual support protocol and do not include elements a-g of individual support plan protocol described in item 3.5 (i.e., prevention strategies, teaching strategies, response strategies, safety when needed, a process for monitoring fidelity and impact, action plan).
1	Some sampled individual support plans follow an individual support plan protocol and include observable, measurable, and specific descriptions of some, but not all, elements a- g of individual support plan protocol described in item 3.5.
2	Each Student Support Team consistently uses an individual support plan protocol and sampled plans include observable, measurable, and specific descriptions of all elements a-g of individual support plan protocol described in item 3.5 but plans are not consistently based on a recent comprehensive assessment (e.g., do not match complexity/ intensity of need; do not address behavioral function; were not conducted within the past 12 months).
3	Each Student Support Team consistently uses an individual support plan protocol and sampled plans include observable, measurable, and specific descriptions of all, elements a-g of individual support plan protocol described in item 3.5 and most but not all plans are based on a recent comprehensive assessment (e.g., match complexity/ intensity of need; address behavioral function; were conducted within the past 12 months).
4	Each Student Support Team consistently uses an individual support plan protocol and sampled plans include observable, measurable, and specific descriptions of all, elements a-g of individual support plan protocol described in item 3.5 and all plans are based on a recent comprehensive assessment (e.g., match complexity/ intensity of need; address behavioral function; were conducted within the past 12 months).



3.18 INDIVIDUAL SUPPORT PLAN ORIENTATION AND TRAINING


A written process is followed for teaching all relevant staff, families, and students how to implement or support each individual support plan that is in place.

Possible Data Sources

- A sample of 30% or a minimum of three randomly selected Tier 3 student behavior support plans created in the last 12 months (see TFI Tier 3 Support Plan Worksheet)

Scoring Criteria

0	No process in place to teach relevant staff, families, or students.
1	Informal process exists to teach relevant staff, families, and/or students.
2	Formal process exists to teach relevant staff, families, and/or students to implement/support some Tier 3 plans.
3	Formal process exists to teach relevant staff, families, and students to implement/support some Tier 3 plans.
4	Formal process to teach relevant staff, families, and students to implement/support all Tier 3 plans.



3.19 INDIVIDUALIZED DATA-BASED DECISION MAKING


Each individualized support team meets at least monthly (or more frequently if needed) and uses data to modify the support plan across all relevant plan areas to improve fidelity of plan implementation and impact on quality of life, academic, SEB, and other relevant outcomes.

Possible Data Sources

- A sample of 30% or a minimum of three randomly selected Tier 3 student behavior support plans created in the last 12 months (see TFI Tier 3 Support Plan Worksheet)

Scoring Criteria

0	There is no evidence that teams meet to monitor individualized support plan implementation fidelity or impact (i.e., academic, SEB, quality of life, other relevant outcomes).
1	Individual student teams inconsistently meet to monitor individualized support plan implementation fidelity and/or impact .
2	Individual student teams regularly meet (at least monthly) to monitor individualized support plan implementation fidelity and impact, but do not modify (i.e., intensify, change strategies, and/or fade) individualized support plan or implementation supports based on data.
3	Individual student teams regularly meet to monitor individualized support plan implementation fidelity and impact, and systematically modify individualized support plan and/or implementation supports based on data.
4	Individual student teams monitor individualized support plan implementation fidelity and impact, and systematically modify individualized support plan, and implementation supports based on data.



Appendix A: Tiered Fidelity Inventory Walkthrough Tool

Purpose

This form is used as part of completing the Tiered Fidelity Inventory's Tier 1 subscale. This walkthrough provides a snapshot of schoolwide implementation, informs team scoring of key fidelity items on the TFI rubric, and may identify implementation areas for teams to explore more in-depth.

How long is the walkthrough?

This process should take no more than 20-30 minutes.

Who should complete the walkthrough?

An individual who is external to the school (e.g., external coach, coordinator, etc.) completes this walkthrough as part of formal fidelity monitoring. Alternatively, an individual from the school team may complete this tool if the purpose of assessment is for progress monitoring between more formal, formative assessment.

Procedure

Use this form to interview a random selection of staff and students. That is, randomly select staff and students as you walk through the school. Use this page as a reference for interview questions. Use the interview form to record staff and student responses. Ensure that the sample includes staff and student representation from across the school (e.g., all grade levels, demographic characteristics, roles).



Staff Interview Questions

Interview at least 10% of staff or at least five staff members for smaller schools.


1. What are the schoolwide expectations or values (e.g., high 5's, 3 bee's; use the name of school acronym for the behavioral expectations if there is one)? *[Use to score TFI Item 1.3 Schoolwide Expectations]*
2. Have you taught the behavioral expectations defined in the schoolwide matrix this year? Y or N. *[Use to score TFI Item 1.4 Schoolwide Expectations Taught]*

If staff person is a classroom teacher:

- a. Have you also defined and taught these behavioral expectations for each of your classroom routines (Classroom Matrix)? Y or N. *[Use to score TFI Item 1.9 Schoolwide Practices used in Classrooms]*
- b. Have you integrated the schoolwide expectations into your academic and social emotional behavioral (SEB) curriculum? Y or N. *[Use to score TFI Item 1.9 Schoolwide Practices used in Classrooms]*

If yes, can you give an example of one way you have done this? Check any categories provided:


- embedding prompts for expectations during lesson introductions
 - highlighting examples and non-examples of expectations found in curricular materials
 - providing structured opportunities to demonstrate expectations within academic routines
 - delivering student feedback and acknowledgment for demonstrating expectations across instructional activities
3. Have you acknowledged students for demonstrating behaviors or skills reflected on the schoolwide matrix within the last week? Y or N. *[Use to score TFI Item 1.5 Schoolwide Acknowledgment]*
 4. Do you know the schoolwide procedures for handling contextually inappropriate behavior, including what behaviors are office supported vs. teacher/staff supported? Y or N. *[Use to score TFI Item 1.6 Contextually Inappropriate Behavior Definitions]*
 5. Are the established procedures for responding to contextually inappropriate behavior used consistently across the school? Y or N. *[Use to score TFI Item 1.7 Responses to Contextually Inappropriate Behavior]*
 6. Does PBIS implementation support school improvement goals? Y or N. If yes, how? *[Use to score TFI Item 1.11 Established Priority]*



Student Interview Questions

Interview a minimum of 10 students.

1. What are the schoolwide expectations or values (e.g., high 5's, 3 bee's; use the school acronym for the behavioral expectations if there is one)? *[Use to score TFI Item 1.4 Schoolwide Expectations Taught]*
2. Can you give an example of _____ (school expectation) in the _____ (current setting or routine)? Y or N. *[Use to score TFI Item 1.4 Schoolwide Expectations Taught]*
3. Have you been acknowledged (or earned) for demonstrating the schoolwide expectations or values in the last 2 weeks? Y or N. *[Use to score TFI Item 1.5 Schoolwide Acknowledgment]*
4. Are you acknowledged or rewarded in ways that you like (elementary) or are meaningful to you (secondary)? Y or N. *[Use to score TFI Item 1.5 Schoolwide Acknowledgment]*



Tiered Fidelity Inventory Walkthrough Interview and Observation Form

School: _____ Date: _____

District: _____ State: _____

Data Collector: _____

Schoolwide Expectations:

Name of Schoolwide Expectations:

1. _____

2. _____

Name of Acknowledgment System:


3. _____

4. _____

5. _____

Faculty/Staff Questions

	Schoolwide Expectations		Classroom Implementation (classroom teachers only)		Schoolwide Ack. (within the last week)	Contextually Inappropriate Behaviors		Support School Improvement [†]
	# Known	Taught	Matrix Defined/Taught	Integrated Expectations*		Know Procedures	Used Consistently	
1		Y N	Y N	Y N	Y N	Y N	Y N	Y N
2		Y N	Y N	Y N	Y N	Y N	Y N	Y N
3		Y N	Y N	Y N	Y N	Y N	Y N	Y N
4		Y N	Y N	Y N	Y N	Y N	Y N	Y N
5		Y N	Y N	Y N	Y N	Y N	Y N	Y N
6		Y N	Y N	Y N	Y N	Y N	Y N	Y N
7		Y N	Y N	Y N	Y N	Y N	Y N	Y N
8		Y N	Y N	Y N	Y N	Y N	Y N	Y N
9		Y N	Y N	Y N	Y N	Y N	Y N	Y N
10		Y N	Y N	Y N	Y N	Y N	Y N	Y N
Total:								




*Tally provided examples of integrating expectations within academic and SEB instruction:

- _____ embedding prompts for expectations during lesson introductions
- _____ highlighting examples and non-examples of expectations found in curricular materials
- _____ providing structured opportunities to demonstrate expectations within academic routines
- _____ delivering student feedback and acknowledgment for demonstrating expectations across instructional activities

†Capture examples of how PBIS implementation supports school improvement goals (optional):

Student Questions

	Schoolwide Expectations		Schoolwide Acknowledgment	
	# Known	Example?	within the last 2 weeks?	Valued?
1		Y N	Y N	Y N
2		Y N	Y N	Y N
3		Y N	Y N	Y N
4		Y N	Y N	Y N
5		Y N	Y N	Y N
6		Y N	Y N	Y N
7		Y N	Y N	Y N
8		Y N	Y N	Y N
9		Y N	Y N	Y N
10		Y N	Y N	Y N
Total:				



Appendix B: TFI Classroom Data Summary Worksheet

[Use to score TFI Item 1.10 Classroom Practices]

Review data from a representative sample of most (>60%) of classrooms collected at multiple time points. Sampled observation data may be collected by each teacher (self-monitored), peers (peer observation), coaches or mentor teachers, or during administrator walkthroughs using a variety of methods (e.g., paper-and-pencil, Be+ App, brief rating scale)


Sampled data may include:

- counts of identified skills (e.g., greetings, prompts, OTRs, specific praise, supportive corrections) by student or group to examine an equitable distribution of practices
- observations or rating scales that consider quality or effectiveness of implementation to supplement counts of skills

Total Number of Classrooms: _____

Number of Classrooms Observed: _____

Classroom	Multiple data sources across multiple time points indicate educator consistently and equitably implements positive and proactive classroom practices—including building relationships with students, developing a safe environment, prompting predictable routines and expected behavior, actively providing OTRs, active supervision, and specific feedback (i.e., specific praise and supportive corrections), and ensuring a high ratio (≥ 5:1) of positive to corrective feedback.	
1	Y	N
2	Y	N
3	Y	N
4	Y	N
5	Y	N
6	Y	N
7	Y	N
8	Y	N
9	Y	N
10	Y	N
Total:		
Percent:	_____ (Total # of Y / Total number of classrooms observed)	



Appendix C: Targeted Interventions Reference Guide

Adapted from *A Reference Guide for Function-Based Support Options*; Horner & Todd, 2002

Purpose of Reference Guide

This Reference Guide is designed to be used as a map when discussing function-based support needs for students. Use this reference guide when trying to determine intervention options for individual students.

Targeted Interventions Defined


Components of a targeted intervention include (a) increased structure and prompts, (b) instruction on skills, (c) increased regular feedback, and (d) the intervention is available to anyone at any time.

Instructions

List the targeted interventions that are available in your school. Identify the features that the intervention is designed to deliver by putting a mark in the cell of the matrix to indicate whether the feature is (a) addressed as part of typical implementation, (b) addressed with planned adaptations, or (c) not part of typical implementation.

Examples

- **Check In-Check Out** may offer predictable adult attention, organizational structure, and an option for accessing choices throughout the day.
- **Social skills groups** provide explicit, evidence-based social skills instruction to small groups of students with identified social, emotional, and behavioral (SEB) needs; participation may offer opportunities for instruction and practice on skills, choice, peer and adult attention, and individualized support.
- **Self-management interventions** may include paper and pencil or app-based approaches to students to (a) self-deliver prompts, (b) monitor their own skills/behavior, and (c) self-deliver (or recruit) reinforcement.
- **Targeted academic support** may include explicit, evidence-based instruction in one or more identified academic need areas.



Example Reference Guide

Common Tier 2 Intervention Features	Check in, Check out	Social Skills Groups	Self- Management Intervention	Targeted Academic Support
Access to Adult Attention	x	x	o	x
Access to Peer Attention	x	x	o	x
Access to Choice of Alternatives/Activities	o	!	o	o
Option for Avoiding Aversive Activities	o	!	o	o
Option for Avoiding Aversive Social Peer/Adult Attention	o	!	o	!
Structural Prompts for 'What To Do' Throughout the Day	x	o	x	o
Explicitly teaches SEB skills to address identified SEB or mental health needs	!	x	o	!
Addresses identified academic needs	!	!	o	x
Positive feedback is set up at least five times per day	x	!	x	!
A School-Home Communication System	x	o	x	o
Opportunity for Adaptation into a Self-Management System	o	!	x	!

x = part of typical implementation; o = adaptation possible; ! = not part of typical implementation



Targeted Interventions Reference Guide Map


This reference guide is designed to be used as a map when discussing function-based support needs for students. Use this Reference Guide when trying to determine if your school's Tier 2 interventions meet a range of student needs.

School: _____

Date: _____

Common Tier 2 Intervention Features				
Access to Adult Attention				
Access to Peer Attention				
Access to Choice of Alternatives/Activities				
Option for Avoiding Aversive Activities				
Option for Avoiding Aversive Social Peer/Adult Attention				
Structural Prompts for 'What To Do' Throughout the Day				
Explicitly teaches SEB skills to address identified SEB or mental health needs				
Addresses identified academic needs				
Positive feedback is set up at least five times per day				
A School-Home Communication System				
Opportunity for Adaptation into a Self-Management System				

___ = part of typical implementation; ___ = adaptation possible; ___ = not part of typical implementation




Appendix D: TFI Tier 3 Support Plan Worksheet


Directions

Select 3 current Tier 3 plans created in the last 12 months for students needing SEB support. If there are more than 3 plans available, randomly select 3. If there are no plans available, score a 0 for all individual tier 3 items (3.16-3.20). If there are only 1 or 2 plans available, score a TFI feature at the highest level for which all plans meet the criteria. For each plan selected, request additional records of individual support team meetings as needed to allow for review of whether teams met and reviewed data (3.19).


Item	Scoring Criteria	Plan 1	Plan 2	Plan 3	Sum of Points	TFI Score
3.15 Individual Support Team: For each individual support plan, a uniquely constructed team exists to design, implement, monitor, and adapt the student-specific support, including input/approval from student/ family about who is on the team and individuals who actively provide expertise in each relevant area: <ul style="list-style-type: none"> • applied behavioral expertise, • mental health and trauma expertise, • access to external support agencies and resources for planning and implementing non-school-based interventions (e.g., intensive mental health) • academic expertise • physical health and wellness (e.g., nurse, health teacher), • knowledge of data systems and information regarding system and student academic and SEB strengths and needs, and, • knowledge about the operations of the school across grade levels and programs. 	0=Plan does not identify the individual student support team					
	1=Individual support team exists but does not include all relevant areas of expertise.					
	2=Individual support team exists and includes documented input/approval from student/ family about who is on the team, and team includes some but not all relevant areas of expertise	0	0	0		0=0
	3=Individual support team exists and includes documented input/approval from student/ family about who is on the team, and team includes all relevant areas of expertise	1	1	1		1-4=1
	4=Individual support team exists, includes all relevant areas of expertise, and evidence exists that all members are actively engaged in the design, implementation, and monitoring of student specific support plans with participation of all roles at or above 80%	2	2	2		4-6=2
	3	3	3		7-12=3	
	4	4	4		12=4	



Item	Scoring Criteria	Plan 1	Plan 2	Plan 3	Sum of Points	TFI Score
3.16 Individual Assessment Plans: Individual Support Team (defined in item 3.15) follows comprehensive assessment protocol (defined in item 3.4) to document individualized comprehensive assessment for each student receiving Tier 3 support that includes all relevant data sources and each student specific element.	0=Sampled comprehensive assessment does not follow a comprehensive assessment protocol and does not include elements of comprehensive assessment described in 3.4 (i.e., strengths, precise statement of needs, hypothesis statement, and relevant additional information).					
	1=Sampled comprehensive assessment follows a comprehensive assessment protocol and includes observable, measurable, and specific descriptions of some, but not all, elements of comprehensive assessment described in 3.4.					
	2=Sampled comprehensive assessment follows a comprehensive assessment protocol to conduct and document a comprehensive assessment plan and sampled comprehensive assessment includes observable, measurable, and specific descriptions of all elements of comprehensive assessment.	0	0	0		0=0
		1	1	1		1-4=1
		2	2	2		4-6=2
	3	3	3		7-12=3	
	4	4	4		12=4	
	3=Sampled comprehensive assessment follows a comprehensive assessment protocol to conduct and document a comprehensive assessment plan and sampled comprehensive assessment includes observable, measurable, and specific descriptions of all elements of comprehensive assessment and data to support some, but not all, elements.					
	4=Sampled comprehensive assessment follows a comprehensive assessment protocol to conduct and document a comprehensive assessment plan and sampled comprehensive assessment includes observable, measurable, and specific descriptions of all elements of comprehensive assessment and data to support all elements.					



Item	Scoring Criteria	Plan 1	Plan 2	Plan 3	Sum of Points	TFI Score
<p>3.17 Individual Support Plans: Individual Support Team (defined in item 3.15) follows Tier 3 comprehensive support protocol (defined in item 3.5) to document an individualized support plan for each student receiving Tier 3 support.</p>	<p>0=Individual support plan does not follow an individual support protocol and does not include elements a-g of individual support plan protocol described in 3.5 (i.e., prevention strategies, teaching strategies, response strategies, safety when needed, a process for monitoring fidelity and impact, action plan).</p> <p>1=Individual support plan follows an individual support plan protocol and includes observable, measurable, and specific descriptions of some, but not all, elements a- g of individual support plan protocol described in 3.5.</p> <p>2= Individual support plan follows an individual support plan protocol and plan includes observable, measurable, and specific descriptions of all, elements a-g of individual support plan protocol described in 3.5 but plan is not based on a recent comprehensive assessment (e.g., do not match complexity/ intensity of need; do not address behavioral function; were not conducted within the past 12 months).</p> <p>3=Individual support plan follows an individual support plan protocol and plan includes observable, measurable, and specific descriptions of all, elements a-g of individual support plan protocol described in 3.5 and plan is partially based on a recent comprehensive assessment (e.g., match complexity/ intensity of need; address behavioral function; were conducted within the past 12 months).</p> <p>4=Individual support plan follows an individual support plan protocol and plan includes observable, measurable, and specific descriptions of all, elements a-g of individual support plan protocol described in 3.5 and plan is clearly based on a recent comprehensive assessment (e.g., match complexity/ intensity of need; address behavioral function; were conducted withinthe past 12 months).</p>	<p>0</p> <p>1</p> <p>2</p> <p>3</p> <p>4</p>	<p>0</p> <p>1</p> <p>2</p> <p>3</p> <p>4</p>	<p>0</p> <p>1</p> <p>2</p> <p>3</p> <p>4</p>	<p>0=0</p> <p>1-4=1</p> <p>4-6=2</p> <p>7-12=3</p> <p>12=4</p>	



Item	Scoring Criteria	Plan 1	Plan 2	Plan 3	Sum of Points	TFI Score
3.18 Individual Support Plan Orientation and Training: A written process is followed for teaching all relevant staff, families, and students how to implement or support each individualized student intervention plan that is in place.	0=No process documented in plan to teach relevant staff, families, or students.					0=0
	1=Informal process documented in plan to teach relevant staff, families, and/or students.	0	0	0		1=all plans score 1
	2=Formal process documented in plan to teach relevant staff, families, and/or students to implement/ support.	1	1	1		2=1 plan scores 2
		2	2	2		3=2 plans score 2
3.19 Individualized Data-based Decision Making: Each Individualized Support Team meets at least monthly (or more frequently if needed) and uses data to modify the support plan across all relevant plan areas to improve fidelity of plan implementation and impact on quality of life, academic, SEB, and other relevant outcomes.	0=There is no evidence that team meets to monitor individualized support plan implementation fidelity or impact (i.e., academic, SEB, quality of life, other relevant outcomes).					4= all 3 plans score 2
	1=Individual student team inconsistently meets to monitor individualized support plan implementation fidelity and/or impact.					
	2=Individual student team regularly meets (at least monthly) to monitor individualized support plan implementation fidelity and impact, but does not modify (i.e., intensify, change strategies, and/or fade) individualized support plan or implementation supports based on data.	0	0	0		0=0
	3=Individual student team regularly meets to monitor individualized support plan implementation fidelity and impact, and systematically modifies individualized support plan or implementation supports based on data.	1	1	1		1-4=1
	4=Individual student team monitors individualized support plan implementation fidelity and impact, and systematically modifies individualized support plan, and implementation supports based on data.	2	2	2		4-6=2
	3	3	3		7-12=3	
	4	4	4		12=4	