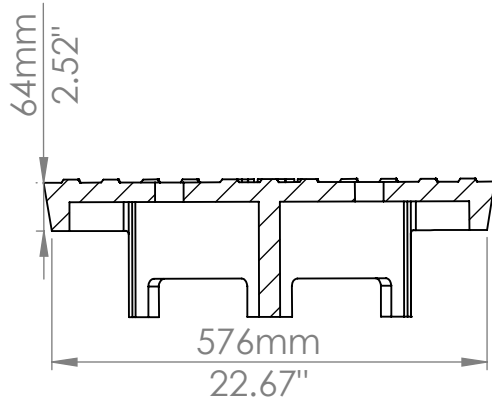
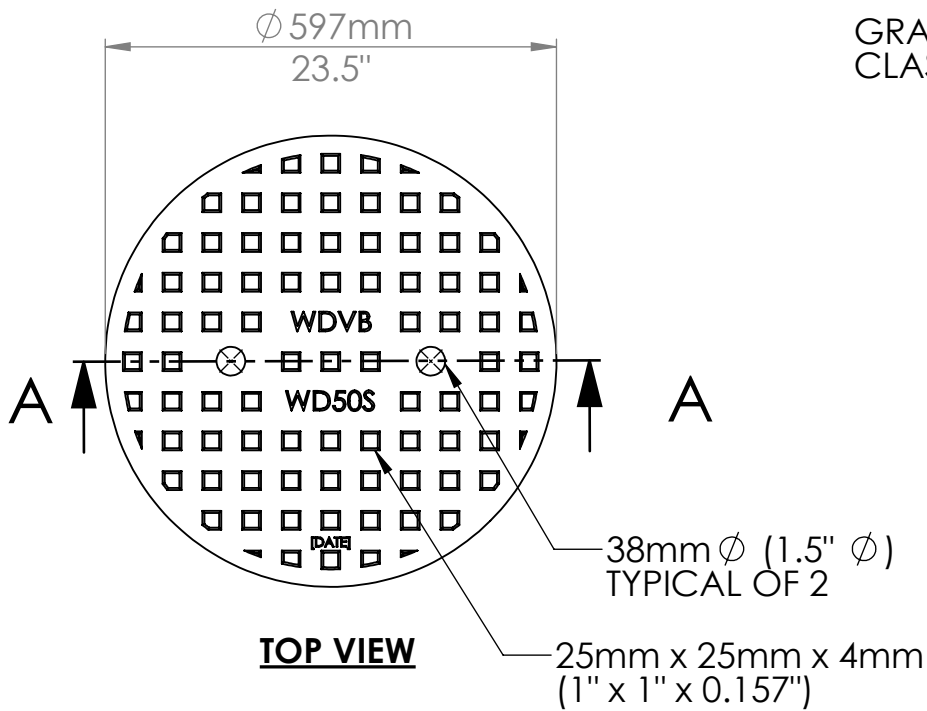
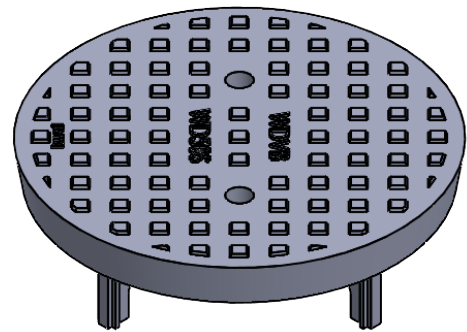


MATERIAL:

GRAY CAST IRON TO ASTM A48
CLASS 30B




SECTION A-A
SCALE 1 : 10



ISOMETRIC VIEW

NOTE:

- 1) CONFORMS TO CITY OF WINNIPEG AP-007.
- 2) WEIGHT 37 kgs. (168lbs.)

				NAME	DATE	
			DRAWN	AS	MAR-24-26	
			CHECKED			
			DIMENSIONS ARE IN INCHES TOLERANCES: FRACTIONAL: ± ANGULAR: MACH ± BEND ± TWO PLACE DECIMAL ± THREE PLACE DECIMAL ±			
	DO NOT SCALE DRAWING					SIZE
	Description		SCALE 1:10	SHEET 1 OF 1	A	DWG. NO.
						WD50S
						REV.