

**KINDERGARTEN 5**


Student \_\_\_\_\_

Book Title \_\_\_\_\_

Author \_\_\_\_\_

Date Completed \_\_\_\_\_ Parent Signature \_\_\_\_\_

Instructions: Draw a picture of your favorite part of the story.

A large, empty rectangular box with a thin black border, intended for a student to draw a picture of their favorite part of a story.

# 1ST GRADE


Student \_\_\_\_\_

Book Title \_\_\_\_\_

Author \_\_\_\_\_

Date Completed \_\_\_\_\_ Parent Signature \_\_\_\_\_

Instructions: Draw a picture of your favorite part of the story. Then write 2-3 sentences about your picture. (A parent may write the sentences.)



\_\_\_\_\_

\_\_\_\_\_

\_\_\_\_\_

\_\_\_\_\_

\_\_\_\_\_

\_\_\_\_\_

\_\_\_\_\_

\_\_\_\_\_

\_\_\_\_\_

A Girl Named Helen Keller

Author (person who wrote the book):

---

Illustrator (person who drew the pictures):

---

Characters (Who is in the book?):

---

---

Write a brief summary of the book.

---

---

---

---

---

---

---

---

### 3RD GRADE

#### **Assignment #1:** *The Mouse and the Motorcycle*

Students will create a postcard on a 5x7 index card (lined on one side, blank on the other side).

On the lined side of the card, students should:

- write the title of the book
- write the author's name
- write one sentence explaining the setting of the book
- write a four-sentence summary of the book
- draw the amount of stars he/she would rate the book (five stars being the best)

On the blank side of the index card, students should draw a picture of their favorite scene from the book.

#### **Assignment #2:** *Sarah, Plain and Tall*

Students should write a one-paragraph summary of the book, and another paragraph about their opinion of the book.

Students should use notebook paper and their best handwriting.

Students should bring these assignments on the first day of school. They will have an opportunity to share their reports with the class.

**Selected Book #3 of choice from listed series:** No written assignment, just read.

## 4TH GRADE

### Project #1: Mobile (*Tales of a Fourth Grade Nothing*)

Students will demonstrate their creativity and knowledge of *Tales of a Fourth Grade Nothing* by creating a mobile.

To create the mobile, students will find or draw pictures or use small objects they find (maybe items from home that don't need to be returned) and attach them to a hanger with string. (See sample below.)


The student will include the following in the middle of the project.

Book Title  
Author  
Student's Name

#### Supplies Needed:

one hanger  
ribbon, string, fishing line, or something similar  
hole punch  
scissors  
pictures/clip art/small objects  
markers/crayons  
glitter  
construction paper or something similar

#### Sample Mobile:



## **4TH GRADE, CONTINUED**

### **Project #2: Writing Summary (*Frindle*)**

Student \_\_\_\_\_

Book Title \_\_\_\_\_

Author \_\_\_\_\_

Date Completed \_\_\_\_\_ Parent Signature \_\_\_\_\_

*Instructions:* Complete the writing summary form below. Use complete sentences.

Setting:

\_\_\_\_\_

\_\_\_\_\_

Characters:

\_\_\_\_\_

\_\_\_\_\_

\_\_\_\_\_

Story Summary:

\_\_\_\_\_

\_\_\_\_\_

\_\_\_\_\_

\_\_\_\_\_

\_\_\_\_\_

\_\_\_\_\_

\_\_\_\_\_

## **5TH GRADE**

### **Project #1 – Required Book: Bud, Not Buddy**

Write a one-page summary of the book.

This assignment will be due the first two days of school and will be used to help review before the students take a test on Bud, Not Buddy.

### **Project #2 – Book of Choice**

Students will write a paragraph containing an alternate ending to the book. The paragraph should consist of 5-8 good sentences.