



INSPIRE INVESTING

MONTHLY PERFORMANCE REPORT

AS OF MAY 31, 2026

THIS INFORMATION IS FOR INTERNAL USE ONLY

Capital Market Returns (1 Month)



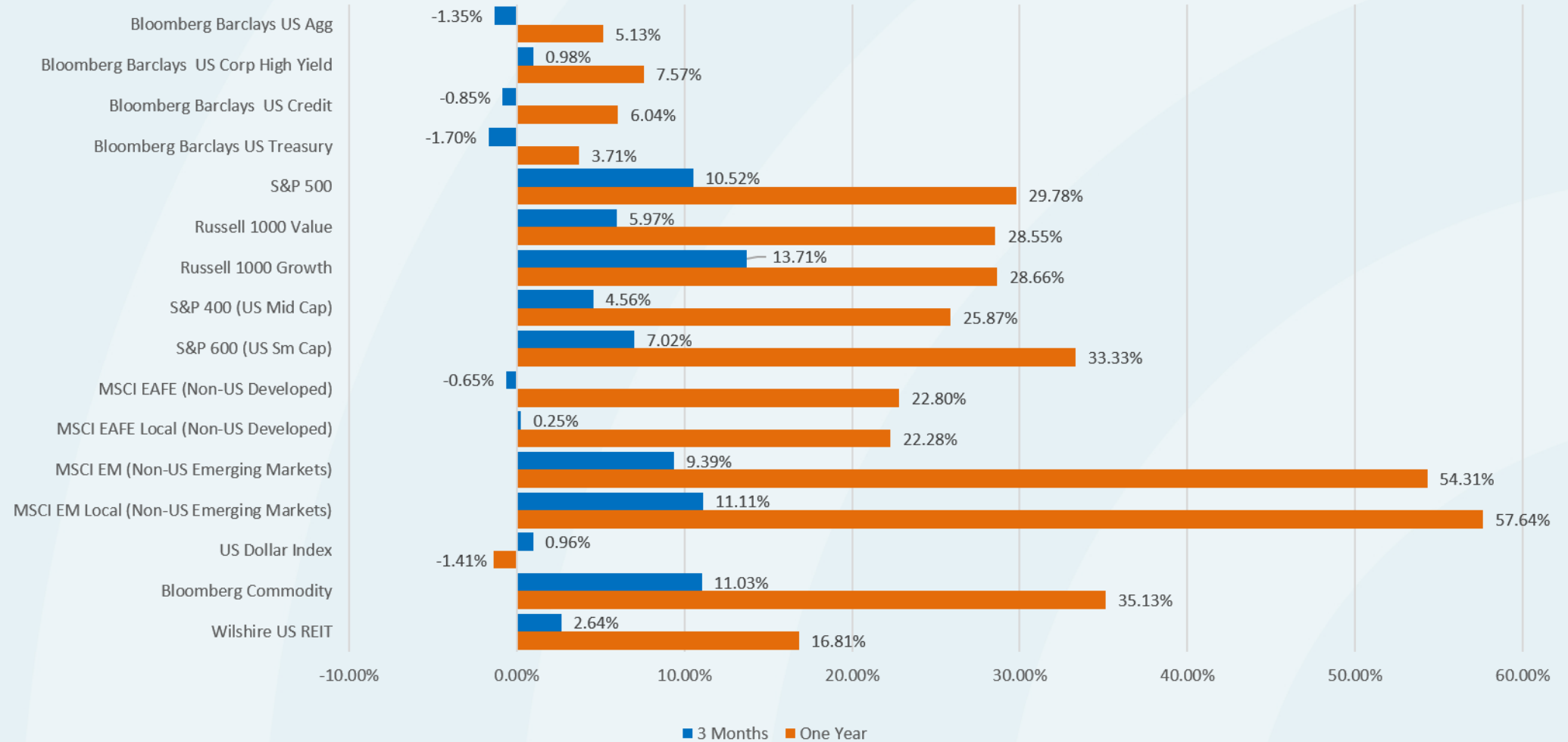
Total Returns as of 5/31/2026



Capital Market Returns (3 Months & 1 Year)



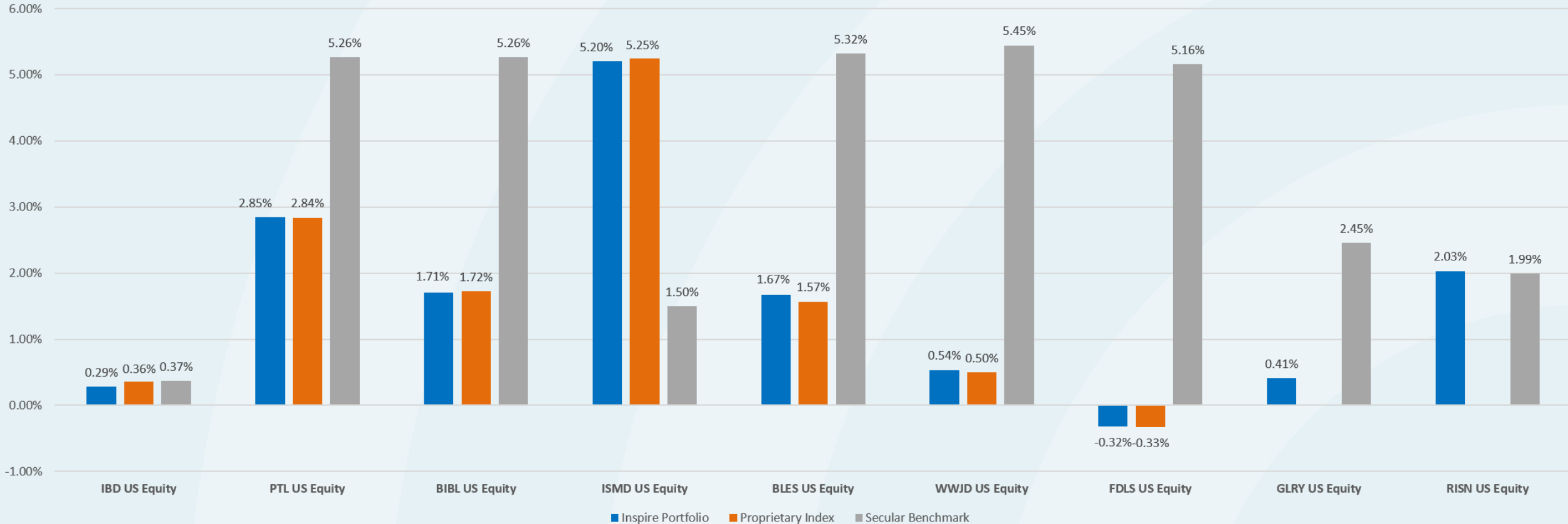
Total Returns as of 5/31/2026



INSPIRE ETF NAV PERFORMANCE (1 Month)



1 Month Return as of 5/31/2026



Source: Bloomberg The performance quoted represents past performance and does not guarantee future results. Returns are presented net of investment fees. See fee page at the end of the presentation for more information. Investment return and principal value of an investment will fluctuate so that an investor's shares, when sold or redeemed, may be worth more or less than the original cost. Current performance may be lower or higher than the performance quoted. Performance data current to the most recent month end may be obtained by visiting www.inspireETF.com.

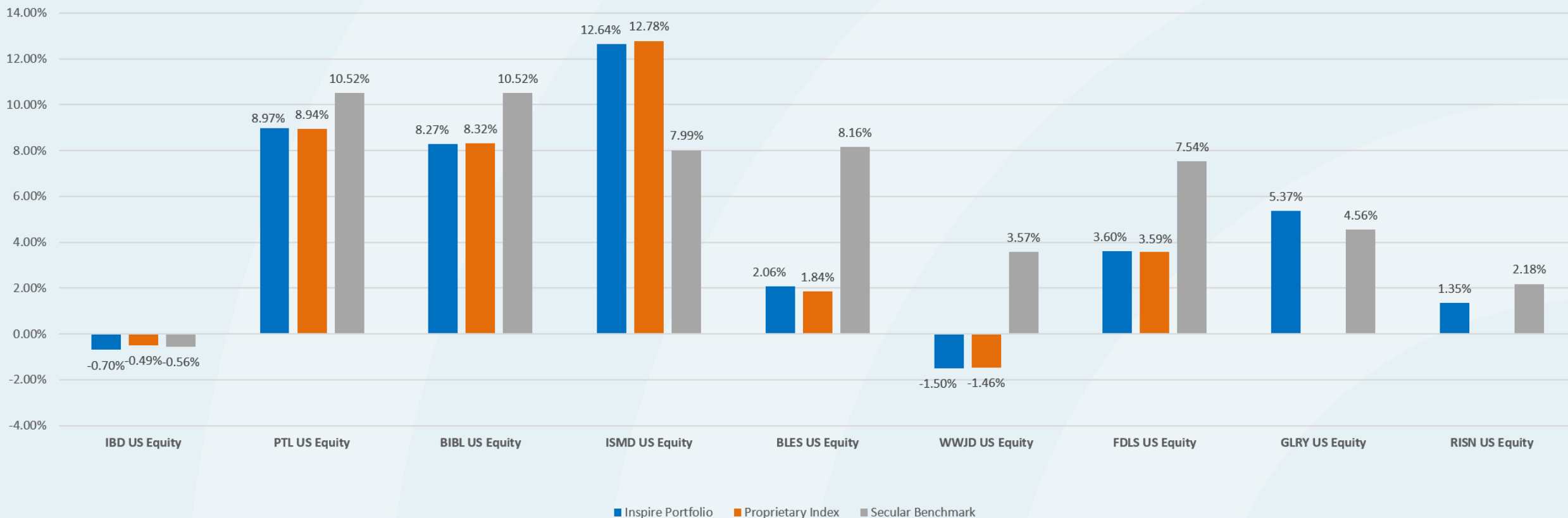
Proprietary Indexes: Inspire Corporate Bond Impact Index, Inspire 500 Index, Inspire Small/MidCap Impact Index, Inspire Global Hope NTR Index, Inspire International NTR Index, WI Fidelis Multi-Cap, Multi-Factor TR Index
 Secular Benchmarks: Bloomberg U.S. Intermediate Corporate TR Index, S&P 500 TR Index, S&P SmallCap 600 Equal Weight TR Index, S&P Global 1200 TR Index, S&P International 700 TR Index, MSCI ACWI Net TR Index, S&P Midcap 400 TR Index, S&P Target Risk Moderate TR Index

Inspire Investing, LLC, is a Registered Investment Adviser with the United States Securities and Exchange Commission in accordance with the Investment Adviser Act of 1940. National Admin Office: 3597 E Monarch Sky Ln, Ste. 330 Meridian, ID 83646; 4
 (877) 658-9473; inspire@inspireinvesting.com

INSPIRE ETF NAV PERFORMANCE (3 Months)



3 Month Return as of 5/31/2026



Source: Bloomberg The performance quoted represents past performance and does not guarantee future results. Returns are presented net of investment fees. See fee page at the end of the presentation for more information. Investment return and principal value of an investment will fluctuate so that an investor's shares, when sold or redeemed, may be worth more or less than the original cost. Current performance may be lower or higher than the performance quoted. Performance data current to the most recent month end may be obtained by visiting www.inspireETF.com.

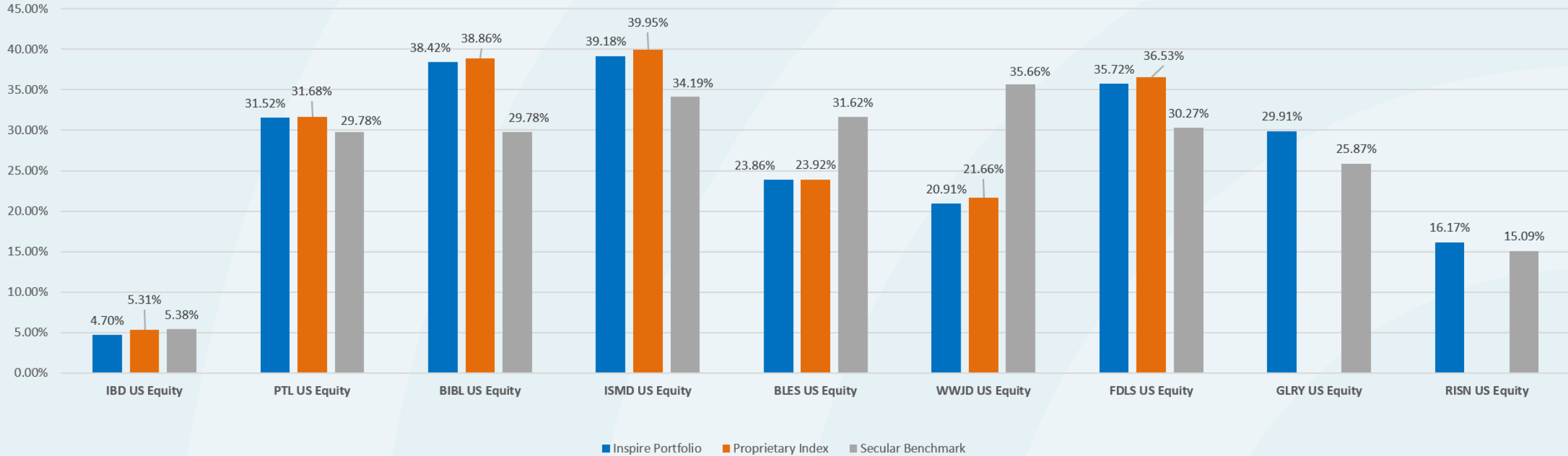
Proprietary Indexes: Inspire Corporate Bond Impact Index, Inspire 500 Index, Inspire Small/MidCap Impact Index, Inspire Global Hope NTR Index, Inspire International NTR Index, WI Fidelis Multi-Cap, Multi-Factor TR Index
 Secular Benchmarks: Bloomberg U.S. Intermediate Corporate TR Index, S&P 500 TR Index, S&P SmallCap 600 Equal Weight TR Index, S&P Global 1200 TR Index, S&P International 700 TR Index, MSCI ACWI Net TR Index, S&P MidCap 400 TR Index, S&P Target Risk Moderate TR Index

Inspire Investing, LLC, is a Registered Investment Adviser with the United States Securities and Exchange Commission in accordance with the Investment Adviser Act of 1940. National Admin Office: 3597 E Monarch Sky Ln, Ste. 330 Meridian, ID 83646; (877) 658-9473; inspire@inspireinvesting.com

INSPIRE ETF NAV PERFORMANCE (12 Months)



1 Year Return as of 5/31/2026



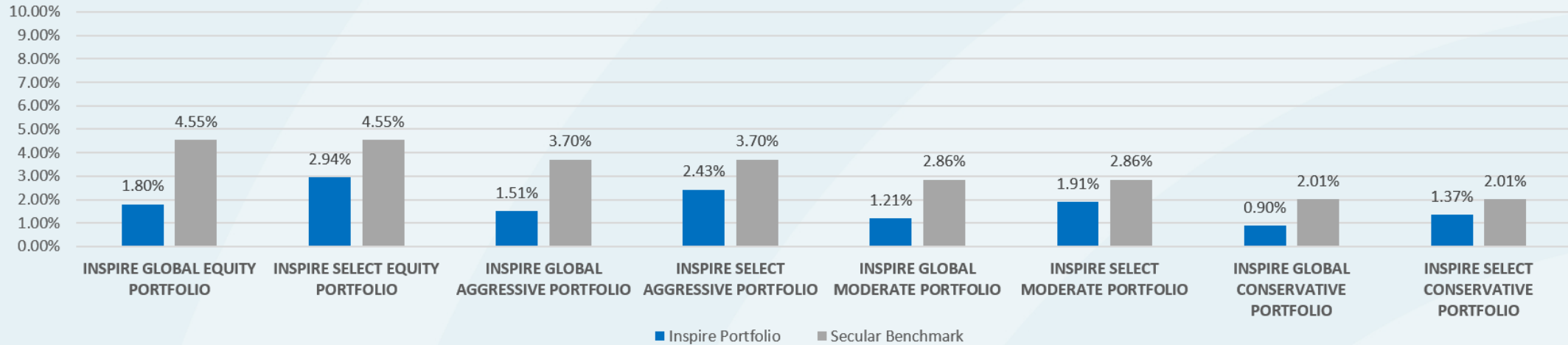
Source: Bloomberg The performance quoted represents past performance and does not guarantee future results. Returns are presented net of investment fees. See fee page at the end of the presentation for more information. Investment return and principal value of an investment will fluctuate so that an investor's shares, when sold or redeemed, may be worth more or less than the original cost. Current performance may be lower or higher than the performance quoted. Performance data current to the most recent month end may be obtained by visiting www.inspireETF.com.

Proprietary Indexes: Inspire Corporate Bond Impact Index, Inspire 500 Index, Inspire Small/MidCap Impact Index, Inspire Global Hope NTR Index, Inspire International NTR Index, WI Fidelis Multi-Cap, Multi-Factor TR Index
 Secular Benchmarks: Bloomberg U.S. Intermediate Corporate TR Index, S&P 500 TR Index, S&P SmallCap 600 Equal Weight TR Index, S&P Global 1200 TR Index, S&P International 700 TR Index, MSCI ACWI Net TR Index, S&P MidCap 400 TR Index, S&P Target Risk Moderate TR Index

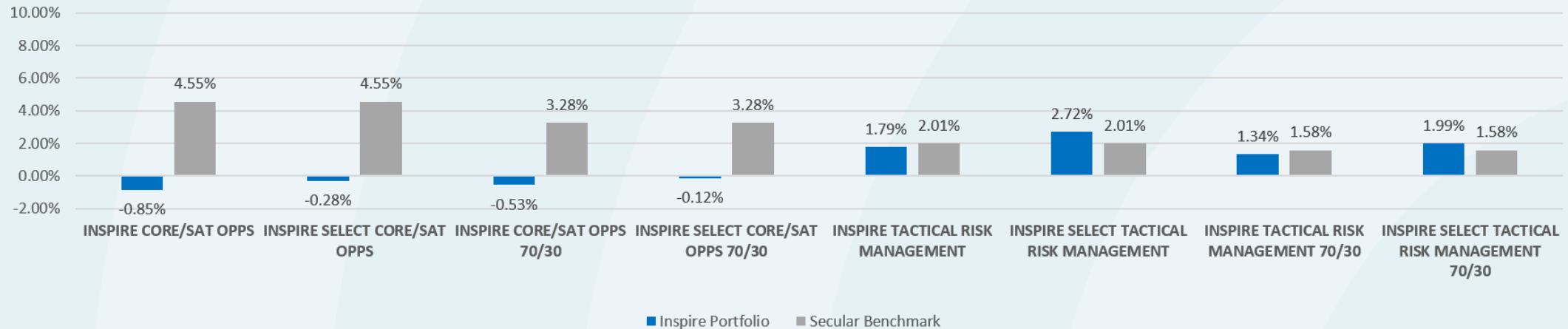
Inspire Investing, LLC, is a Registered Investment Adviser with the United States Securities and Exchange Commission in accordance with the Investment Adviser Act of 1940. National Admin Office: 3597 E Monarch Sky Ln, Ste. 330 Meridian, ID 83646; (877) 658-9473; inspire@inspireinvesting.com

INSPIRE SMA PERFORMANCE (1 Month)

1 Month Return as of 5/31/2026



1 Month Return as of 5/31/2026



Source: Returns generated using Bloomberg model performance and is presented gross of investment fees.

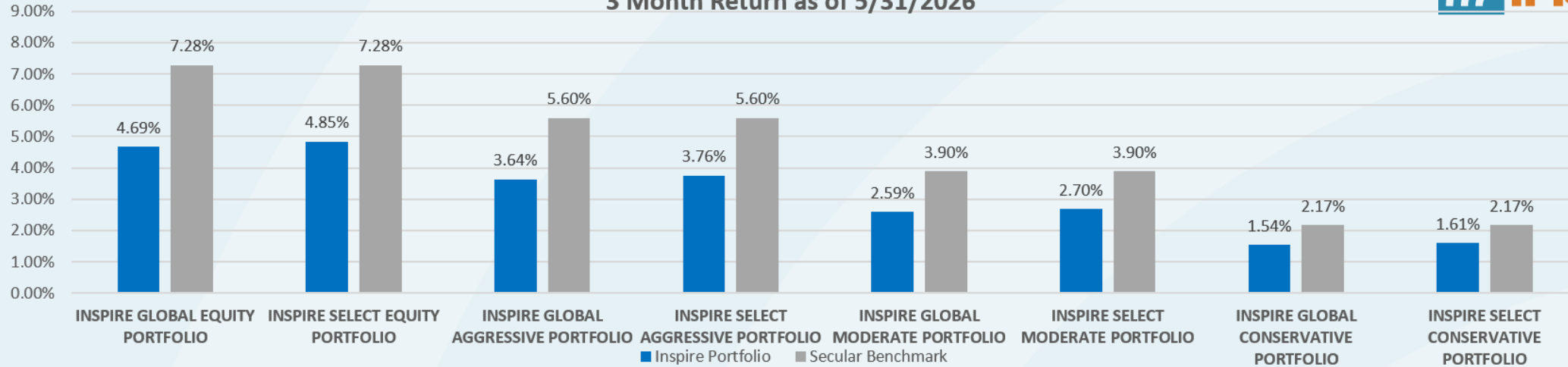
Secular Benchmarks: MSCI World Net TR Index, 80% MSCI World Net TR Index/20% Bloomberg US Agg TR Index, 60% MSCI World Net TR Index/40% Bloomberg US Agg TR Index, 40% MSCI World Net TR Index/60% Bloomberg US Agg TR Index, MSCI World Net TR Index, 70% MSCI World Net TR Index/30% Bloomberg US Agg TR Index, 40% MSCI World Net TR Index/60% Bloomberg US Agg TR Index, 30% MSCI World Net TR Index/70% Bloomberg US Agg TR Index
 Past gross performance is no guarantee of future results. Investors cannot invest directly in an index and unmanaged index returns do not reflect any fees, expenses or sales charges. Cumulative performance is the total holding period rate of return of an investment from the start date to the current report date. The U.S. Dollar is the currency used to express performance.

Inspire Investing, LLC, is a Registered Investment Adviser with the United States Securities and Exchange Commission in accordance with the Investment Adviser Act of 1940. National Admin Office: 3597 E Monarch Sky Ln, Ste. 330 Meridian, ID 83646; (877) 658-9473; inspire@inspireinvesting.com

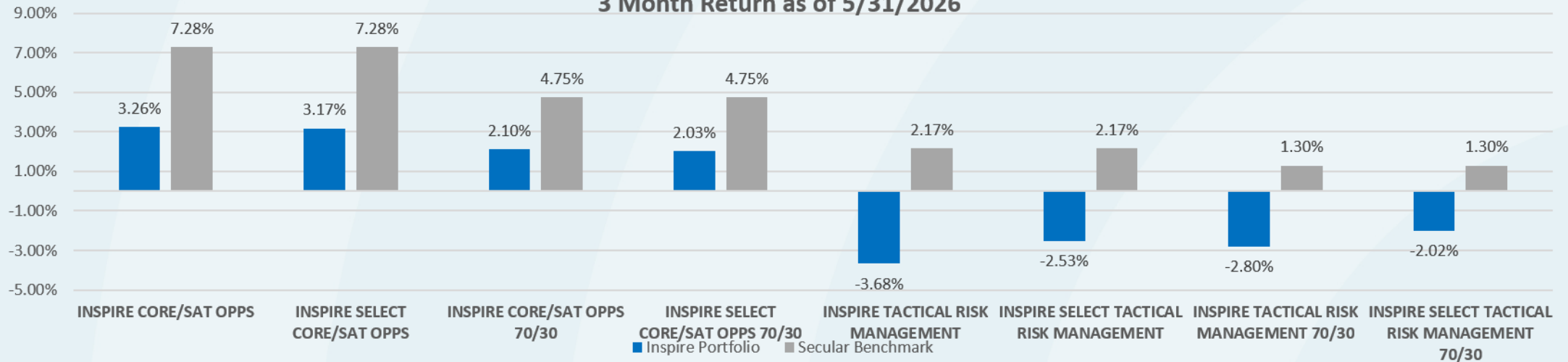
INSPIRE SMA PERFORMANCE (3 Months)



3 Month Return as of 5/31/2026



3 Month Return as of 5/31/2026



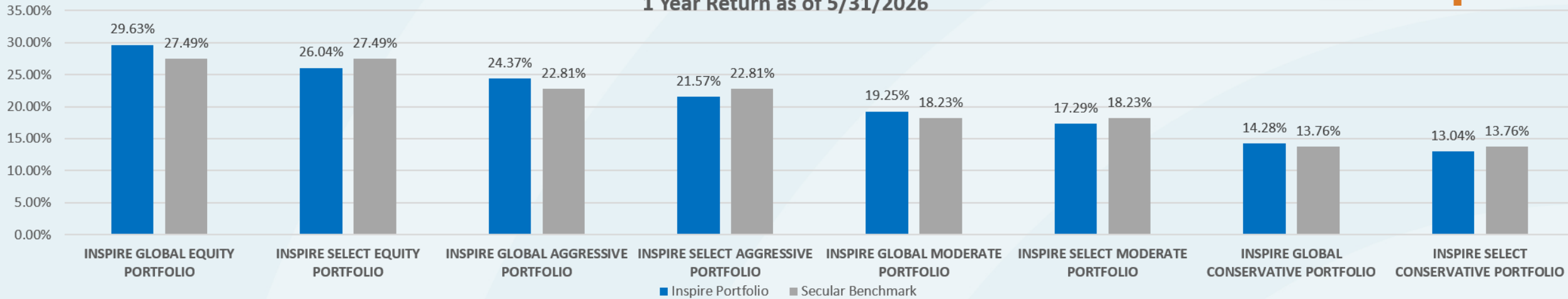
Source: Returns generated using Bloomberg model performance and is presented gross of investment fees.

Secular Benchmarks: MSCI World Net TR Index, 80% MSCI World Net TR Index/20% Bloomberg US Agg TR Index, 60% MSCI World Net TR Index/40% Bloomberg US Agg TR Index, 40% MSCI World Net TR Index/60% Bloomberg US Agg TR Index, MSCI World Net TR Index, 70% MSCI World Net TR Index/30% Bloomberg US Agg TR Index, 40% MSCI World Net TR Index/60% Bloomberg US Agg TR Index, 30% MSCI World Net TR Index/70% Bloomberg US Agg TR Index
 Past gross performance is no guarantee of future results. Investors cannot invest directly in an index and unmanaged index returns do not reflect any fees, expenses or sales charges. Cumulative performance is the total holding period rate of return of an investment from the start date to the current report date. The U.S. Dollar is the currency used to express performance. Inspire Investing, LLC, is a Registered Investment Adviser with the United States Securities and Exchange Commission in accordance with the Investment Adviser Act of 1940. National Admin Office: 3597 E Monarch Sky Ln, Ste. 330 Meridian, ID 83646; (877) 658-9473; inspire@inspireinvesting.com

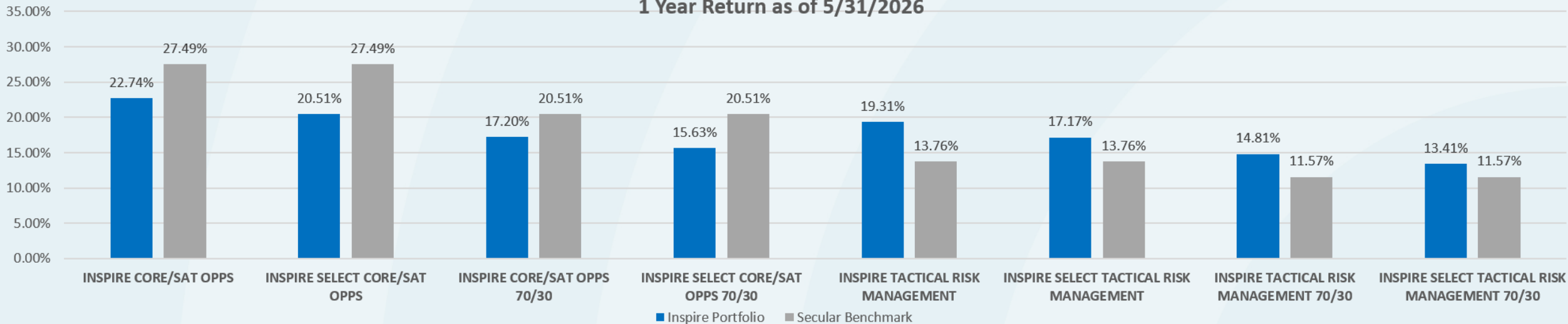
INSPIRE SMA PERFORMANCE (12 Months)



1 Year Return as of 5/31/2026



1 Year Return as of 5/31/2026



Source: Returns generated using Bloomberg model performance and is presented gross of investment fees.

Secular Benchmarks: MSCI World Net TR Index, 80% MSCI World Net TR Index/20% Bloomberg US Agg TR Index, 60% MSCI World Net TR Index/40% Bloomberg US Agg TR Index, 40% MSCI World Net TR Index/60% Bloomberg US Agg TR Index, MSCI World Net TR Index, 70% MSCI World Net TR Index/30% Bloomberg US Agg TR Index, 40% MSCI World Net TR Index/60% Bloomberg US Agg TR Index, 30% MSCI World Net TR Index/70% Bloomberg US Agg TR Index

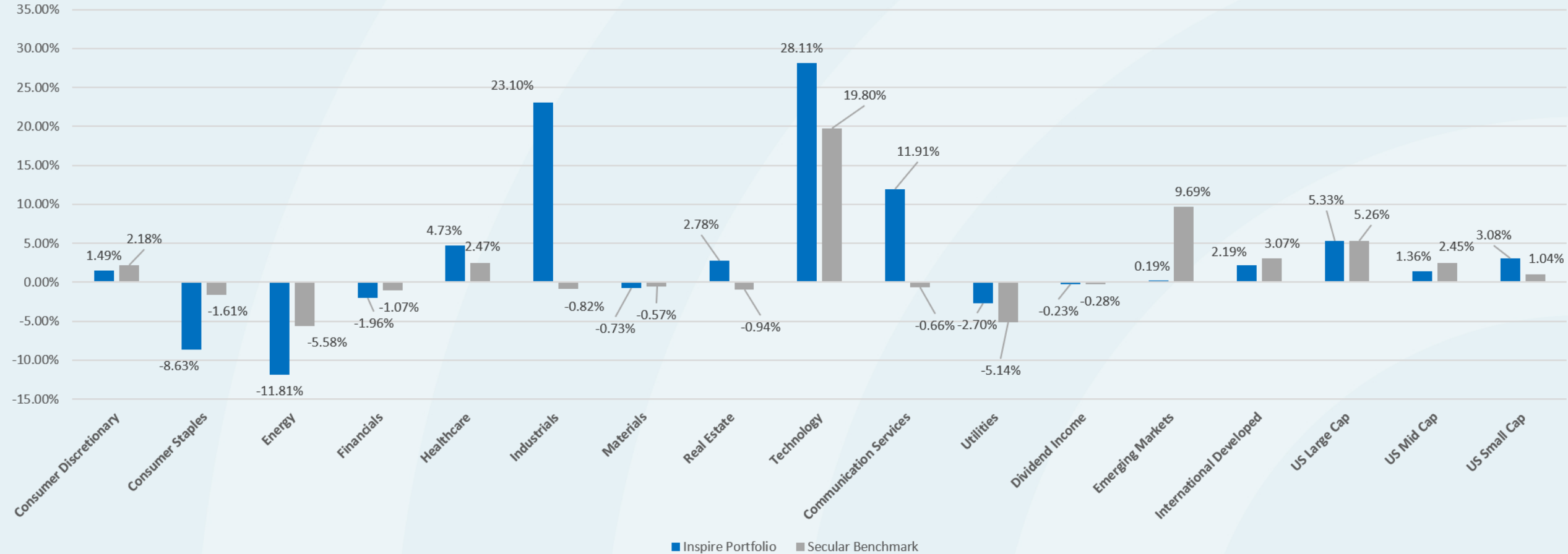
Past gross performance is no guarantee of future results. Investors cannot invest directly in an index and unmanaged index returns do not reflect any fees, expenses or sales charges. Cumulative performance is the total holding period rate of return of an investment from the start date to the current report date. Annualized performance is the return an investment provides over a period of time, expressed as a time-weighted annual percentage for periods shorter and longer than 1 year. The U.S. Dollar is the currency used to express performance.

Inspire Investing, LLC, is a Registered Investment Adviser with the United States Securities and Exchange Commission in accordance with the Investment Adviser Act of 1940. National Admin Office: 3597 E Monarch Sky Ln, Ste. 330 Meridian, ID 83646; (877) 658-9473; inspire@inspireinvesting.com

INSPIRE SLEEVE PERFORMANCE (1 Month)



1 Month Return as of 5/31/2026



Source: Returns generated using Bloomberg model performance and is presented gross of investment fees.

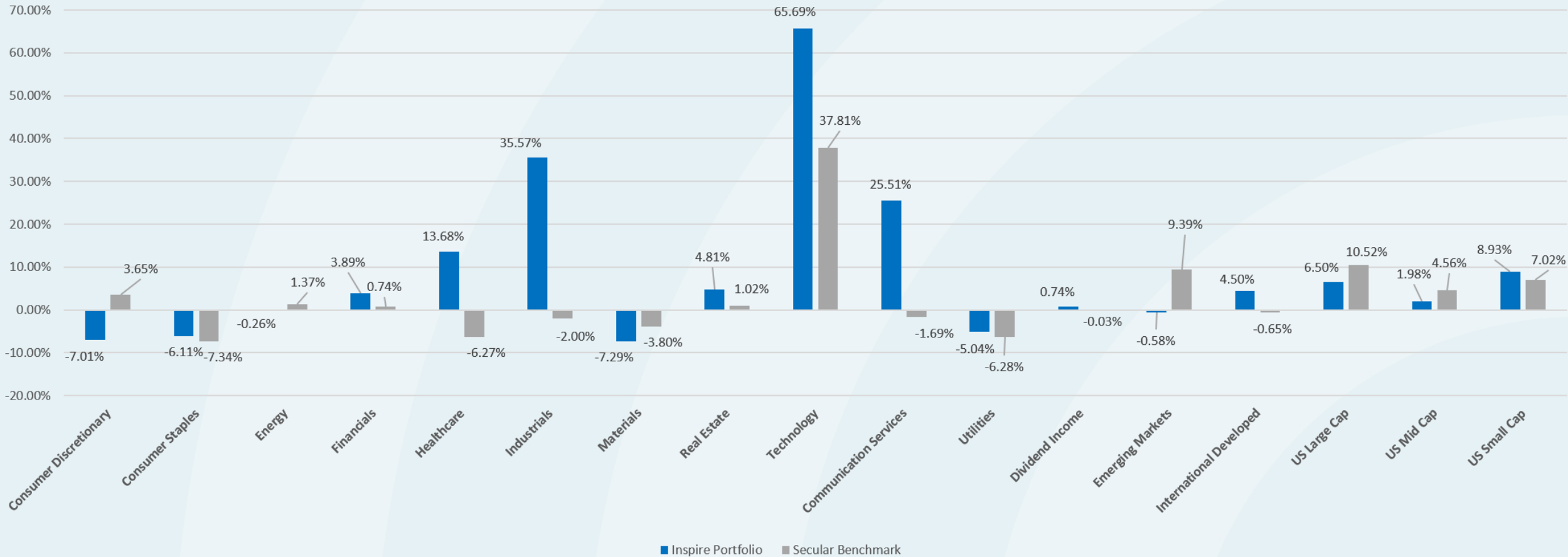
Secular Benchmarks: XLY US Equity, XLP US Equity, XLE US Equity, XLF US Equity, XLV US Equity, XLI US Equity, XLB US Equity, XLRE US Equity, XLK US Equity, XLC US Equity, XLU US Equity, DJDYY Index, MSCI Emerging Net TR Index, MSCI EAFE Net TR Index, S&P 500 TR Index, S&P MidCap 400 TR Index, S&P Small Cap 600 Total Return Index

Inspire Investing, LLC, is a Registered Investment Adviser with the United States Securities and Exchange Commission in accordance with the Investment Adviser Act of 1940. National Admin Office: 3597 E Monarch Sky Ln, Ste. 330 Meridian, ID 83646; (877) 658-9473; inspire@inspireinvesting.com

INSPIRE SLEEVE PERFORMANCE (3 Months)



3 Month Return as of 5/31/2026



Source: Returns generated using Bloomberg model performance and is presented gross of investment fees.

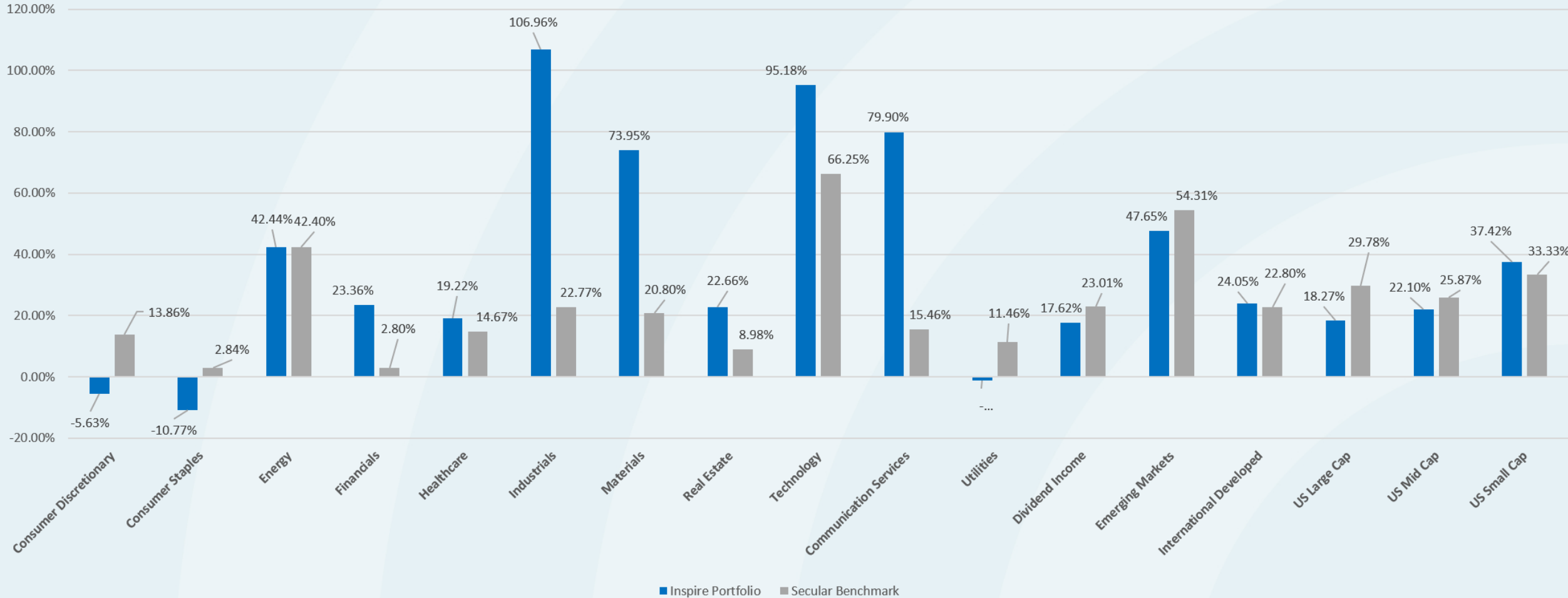
Secular Benchmarks: XLY US Equity, XLP US Equity, XLE US Equity, XLF US Equity, XLV US Equity, XLI US Equity, XLB US Equity, XLRE US Equity, XLK US Equity, XLC US Equity, XLU US Equity, DJDVY Index, MSCI Emerging Net TR Index, MSCI EAFE Net TR Index, S&P 500 TR Index, S&P MidCap 400 TR Index, S&P Small Cap 600 Total Return Index

Inspire Investing, LLC, is a Registered Investment Adviser with the United States Securities and Exchange Commission in accordance with the Investment Adviser Act of 1940. National Admin Office: 3597 E Monarch Sky Ln, Ste. 330 Meridian, ID 83646; (877) 658-9473; inspire@inspireinvesting.com

INSPIRE SLEEVE PERFORMANCE (12 Months)



1 Year Return as of 5/31/2026



Source: Returns generated using Bloomberg model performance and is presented gross of investment fees.

Secular Benchmarks: XLY US Equity, XLP US Equity, XLE US Equity, XLF US Equity, XLV US Equity, XLI US Equity, XLB US Equity, XLRE US Equity, XLK US Equity, XLC US Equity, XLU US Equity, DJDVY Index, MSCI Emerging Net TR Index, MSCI EAFE Net TR Index, S&P 500 TR Index, S&P MidCap 400 TR Index, S&P Small Cap 600 Total Return Index

Inspire Investing, LLC, is a Registered Investment Adviser with the United States Securities and Exchange Commission in accordance with the Investment Adviser Act of 1940. National Admin Office: 3597 E Monarch Sky Ln, Ste. 330 Meridian, ID 83646; (877) 658-9473; inspire@inspireinvesting.com

INSPIRE ETF Expense Ratios as of 4/1/2026

Ticker	Name	Net Expense Ratio	Gross Expense Ratio
IBD	Inspire Corporate Bond ETF		0.41%
PTL	Inspire 500 ETF		0.09%
BIBL	Inspire 100 ETF	0.35%*	0.41%
ISMD	Inspire Small/Mid Cap ETF		0.53%
BLES	Inspire Global Hope ETF		0.60%
WWJD	Inspire International ETF		0.61%
FDLS	Inspire Fidelis Multi Factor ETF		0.66%
GLRY	Inspire Growth ETF	0.80%*	0.87%
RISN	Inspire Capital Appreciation ETF		0.71%

*The Fund's adviser had contractually agreed to reduce fees and/or absorb expenses until at least March 31, 2026.