

schweigen IN.

RANGEHOOD COLLECTION




INSPIRING
INNOVATIVE
INTELLIGENT





Stylish and Silent, the perfect rangehood

Advanced energy efficient technology and beautifully designed, Schweigen  silent rangehoods embody form and function.

Silent in operation, using a German engineered external motor system, our rangehoods have long been the choice of interior designers and architects seeking innovative kitchen solutions.



schweigen **IN.**

Quality without compromise

"We have built an enviable reputation by offering the finest silent rangehood solution in the market today. Our partnership with European designers and manufacturers allows us to continue to provide appliances that represent quality and outstanding value to Australian homes. In fact, I'm so confident with the quality of our products, every rangehood comes with a 5 year warranty."

ANTHONY FLETCHER
Managing Director, Schweigen

**INSPIRING
INNOVATIVE
INTELLIGENT**



Schweigen **IN.** products are distinguished by outstanding design and superior quality. In order to emphasise this claim, we provide a five-year guarantee for our complete product range.

The science behind the silence

POWERED BY



Using the very latest and best technology in all our silent rangehood solutions, we have pioneered the Isodrive® silent system. Starting with a precision German manufactured motor, acknowledged as the most efficient and powerful domestic extraction unit available, our patented Isodrive® system delivers the quietest rangehoods in the market.


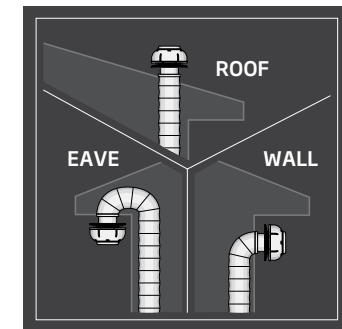
The patented Isodrive® system removes the motor from the canopy and relocates it outside the home with smart flexi-ducting for optimised airflow and performance efficiency. This system means that the minimal noise generated is outside the home, not in the kitchen.

ACHIEVING A SILENT RANGEHOOD SOLUTION

- 1 **Choose** a Schweigen **IN.** rangehood design
- 2 Choose a **powerful motor** to match your cooking style
- 3 **Free ducting +** peace-of-mind warranties

INSTALLING YOUR RANGEHOOD

The Schweigen **IN.** Isodrive® motor is mounted on the roof, wall, eave or in-wall. We are proud to supply a list of registered and approved installers for you to select from on our website.



>> INSPIRING INNOVATION



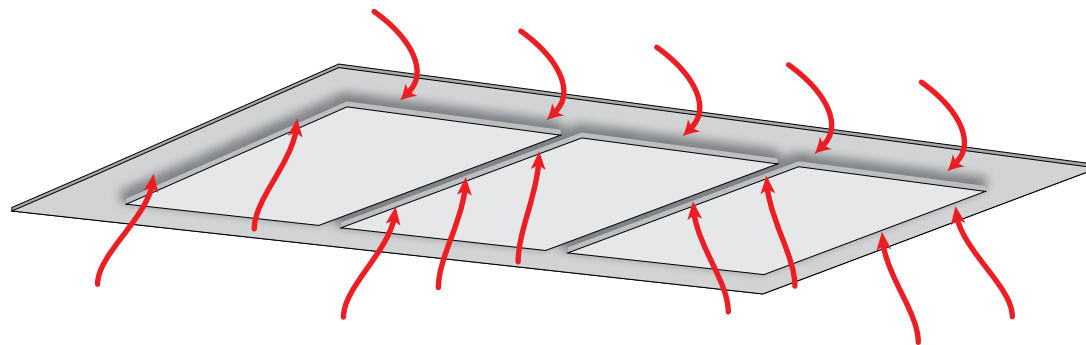
PERIMETER Aspiration

The **Perimeter Aspiration** system (P.A.) uses an additional panel of glass or stainless steel to create a 'venturi' effect, which helps capture smoke, steam, grease and oil more effectively.

Airborne particles from the cooktop are targeted to the outer perimeter of the canopy where intake is restricted, and it is this narrow space which causes an increase in airflow velocity. The more quickly the airborne particles are captured, the less 'leakage' there is into the surrounding cooking zone.

This technology is particularly effective because it relies upon the high extraction power of the Schweigen **IN.** silent Isodrive® motors.

Perimeter Aspiration system panels are easy to clean and open in order to access and remove the filters underneath, for safe cleaning in the dishwasher.



Perimeter Aspiration creates a 'venturi' effect drawing airflow to the canopy edges.



BALANCED Aspiration

The **Balanced Aspiration** system (B.A.) is a breakthrough in domestic rangehood appliance technology and features exclusively on models in the Schweigen **IN.** collection.


The system consists of an outer filter which captures grease and oil from airborne particles, and an inner plate.

The inner plate is perforated with strategically shaped and spaced holes which help to spread the intake of air more evenly across the filtration zone before it is extracted through the grease filter.

The plate also acts as a barrier, stopping grease from accessing inner mechanical and electrical components, making it more hygienic and safe over long term use.

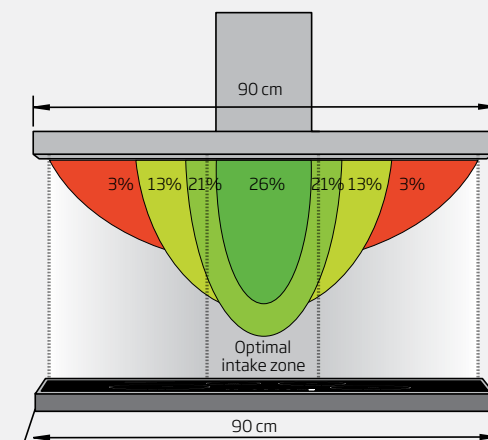
The **Balanced Aspiration** system is particularly effective because it relies upon the high extraction power of the Schweigen **IN.** silent Isodrive® motor.

The outer filters are easily removed for cleaning and are dishwasher safe. Once removed, the inner plate can then be wiped clean.



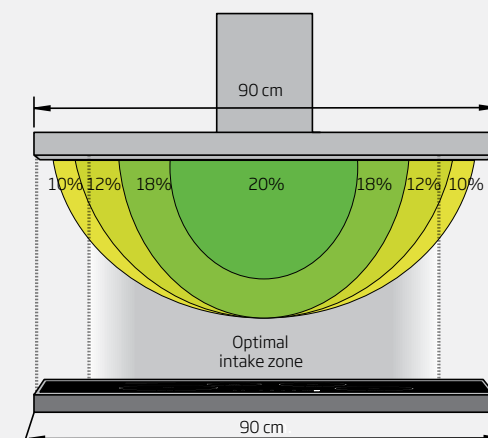
B. A. System internal Details

*Note: Approximate data, results of the average behaviour of all the products in the range. *Only available on selected models.*



TRADITIONAL

Optimal Intake Zone: 30% of the cooking zone.






B. A. SYSTEM

Optimal Intake Zone: More than 80% of the cooking zone.*



>> CATALONIA



Soft touch control panel

>> SILENT **UNDERMOUNT RANGEHOOD** with automatic power-off // **GA-600S, GA-900S**



Undermount rangehoods have revolutionised the way we look at modern kitchen design. Hidden underneath the cabinetry, they are neither seen nor heard as they actively target and remove airborne grease and odours from your kitchen. The Catalonia is perfect for those who desire a fully integrated kitchen, rather than the more traditional canopy option.



High Quality Stainless Steel Finish

Superior quality stainless steel that's hand polished for luster.



Dishwasher Safe Stainless Steel Filters

Durable materials that (when regularly maintained) can be run through your dishwasher.



Automatic Power-off

Select this function and the hood will switch off automatically after 15 minutes.



LED illumination

Innovative wide-angle LED lighting system allows for safe, clear vision while cooking.



Silent Motor System, up to 1600m³/hr

Enjoy cooking in peace without motor noise from your appliance.



4 Extraction Speeds with Electronic Control

From mild Western style cooking to traditional Eastern cuisine, select the speed that best suits your needs.



Easy Clean

Due to the quality of the finish, a micro-cloth is all that's required to wipe down the perimeter of the appliance to bring it back to life.

DESCRIPTION

- stainless steel finish
- easy-remove, dishwasher safe stainless steel filter
- automatic power-off
- LED illumination
- silent Isodrive® motor
- powerful, silent operation
- 4 extraction fan speeds with electronic control
- filter clean indicator
- 5 Year Warranty

TECHNICAL DATA

- GA-600S dimensions: (W x D) 595 x 295mm
- GA-900S dimensions: (W x D) 895 x 295mm
- 1 x stainless steel filter
- 2 x LED lights

ISODRIVE POWER OPTIONS

- **S1** – single external motor, 650m³/h airflow, 150mm flexi ducting (4m), install roof/wall/eaves
- **ST** – single external motor, 900m³/h airflow, 200mm flexi ducting (6m), install roof/wall
- **SP** – single external motor, 1600m³/h airflow, 200mm flexi ducting (6m), install roof/wall
- 10 Year Motor Warranty

MODEL OPTIONS

GA-600S, 595 x 295mm, stainless steel

GA-900S, 895 x 295mm, stainless steel





» GLASS



4 speed touch sensitive control panel

>> SILENT **UNDERMOUNT RANGEHOOD** with automatic power-off // **KLS-9GLASSBLKS, KLS-9GLASS**

schweigen **IN.**

This rangehood design offers an easy-to-clean surface with the power of Perimeter Aspiration. Available in a sleek opaque black or white glass finish, this rangehood design will integrate seamlessly with your kitchen.



Glass Finish

Sleek in design, our glass finish comes in both black or white glass to suit every kitchen.



Dishwasher Safe Aluminium Filter

Durable materials that (when regularly maintained) can be run through your dishwasher.



Automatic Power-off

Select this function and the hood will switch off automatically after 15 minutes.



Perimeter Aspiration

Uses an additional panel to create a venturi effect, which helps capture smoke, steam, grease and oil more effectively.



Silent Motor System, up to 1600m³/hr

Enjoy cooking in peace without motor noise from your appliance.



Strip LED illumination

LED lighting system allows for safe, clear vision while cooking.



4 Extraction Speeds with Touch Sensitive Control

From mild Western style cooking to traditional Eastern cuisine, select the speed that best suits your needs.



Easy Clean

Due to the quality of the finish, a micro-cloth is all that's required to wipe down the perimeter of the appliance to bring it back to life.

DESCRIPTION

- black or white glass
- easy-remove, dishwasher safe aluminium filters
- automatic power-off
- Perimeter Aspiration
- silent Isodrive® motor
- powerful, silent operation
- strip LED illumination
- 4 extraction fan speeds with touch sensitive control
- filter clean indicator
- 5 Year Warranty

ISODRIVE POWER OPTIONS

- **S1** - single external motor, 650m³/h airflow, 150mm flexi ducting (4m), install roof/wall/eaves
- **ST** - single external motor, 900m³/h airflow, 200mm flexi ducting (6m), install roof/wall
- **SP** - single external motor, 1600m³/h airflow, 200mm flexi ducting (6m), install roof/wall
- 10 Year Motor Warranty

TECHNICAL DATA

- product dimensions: (W x D) 895 x 295mm
- 1 x aluminium filter
- 1 x strip LED light

MODEL OPTIONS


KLS-9GLASSBLKS, 895 x 295mm, black glass

KLS-9GLASS, 895 x 295mm, white glass





»» LINE



Electronic control panel

>> SILENT **WALLMOUNT RANGEHOOD** with automatic power-off // **WM-LIN9S**

schweigen **IN.**

With its low profile and unobtrusive style, the LINE rangehood silently whisks away airborne particles using the advanced Balanced Aspiration airflow system.



High Quality Stainless Steel Finish

Superior quality stainless steel that's hand polished for luster.



Dishwasher Safe Stainless Steel Filters

Durable materials that (when regularly maintained) can be run through your dishwasher.



Automatic Power-off

Select this function and the hood will switch off automatically after 15 minutes.



Balanced Aspiration

Uses a unique perforated panel behind the filters. This creates a higher than normal level of suction at the extremities, producing an even and balanced capture of grease, fat and oil.



Silent Motor System, up to 1600m³/hr

Enjoy cooking in peace without motor noise from your appliance.



LED illumination

Innovative wide-angle LED lighting system allows for safe, clear vision while cooking.



4 Extraction Speeds with Electronic Control

From mild Western style cooking to traditional Eastern cuisine, select the speed that best suits your needs.



Easy Clean

Due to the quality of the finish, a micro-cloth is all that's required to wipe down the perimeter of the appliance to bring it back to life.

DESCRIPTION

- stainless steel finish
- easy-remove, dishwasher safe stainless steel filters
- automatic power-off
- Balanced Aspiration
- silent Isodrive® motor
- powerful, silent operation
- LED illumination
- 4 extraction fan speeds with electronic control
- filter clean indicator
- 5 Year Warranty

TECHNICAL DATA


- product dimensions: (W x D) 900 x 520mm
- 3 x stainless steel filters
- 2 x LED lights

ISODRIVE POWER OPTIONS

- **S1** – single external motor, 650m³/h airflow, 150mm flexi ducting (4m), install roof/wall/eaves
- **ST** – single external motor, 900m³/h airflow, 200mm flexi ducting (6m), install roof/wall
- **SP** – single external motor, 1600m³/h airflow, 200mm flexi ducting (6m), install roof/wall
- 10 Year Motor Warranty

MODEL OPTIONS

WM-LIN9S, 900 x 520mm, stainless steel





>> ALBA



4 speed touch sensitive control

>> SILENT **WALLMOUNT RANGEHOOD** with automatic power-off // **KLS-ALBW9S, KLS-ALBB9S**

schweigen **IN.**

ALBA makes an ultra-modern statement in steel and glass. With its advanced Balanced Aspiration airflow system it silently and efficiently removes steam, grease and oil airborne particles.



Stainless Steel and Glass Finish

Superior quality stainless steel that's hand polished for luster. Black or white opaque glass fascia.



Dishwasher Safe Stainless Steel Filters

Durable materials that (when regularly maintained) can be run through your dishwasher.



Automatic Power-off

Select this function and the hood will switch off automatically after 15 minutes.



Balanced Aspiration

Uses a unique perforated panel behind the filters. This creates a higher than normal level of suction at the extremities, producing an even and balanced capture of grease, fat and oil.



Silent Motor System, up to 2500m³/hr

Enjoy cooking in peace without motor noise from your appliance.



Fluorescent and LED Lighting

Innovative wide-angle LED lighting system allows for safe, clear vision while cooking. It also includes a front panel display light.



4 Extraction Speeds with Touch Sensitive Control

From mild Western style cooking to traditional Eastern cuisine, select the speed that best suits your needs.



Easy Clean

Due to the quality of the finish, a micro-cloth is all that's required to wipe down the perimeter of the appliance to bring it back to life.

DESCRIPTION

- stainless steel & glass
- easy-remove, dishwasher safe stainless steel filters
- automatic power-off
- Balanced Aspiration
- silent Isodrive® motor
- powerful, silent operation
- LED illumination
- 4 extraction fan speeds with touch sensitive control
- filter clean indicator
- 5 Year Warranty

ISODRIVE POWER OPTIONS

- **S1** – single external motor, 650m³/h airflow, 150mm flexi ducting (4m), install roof/wall/eaves
- **ST** – single external motor, 900m³/h airflow, 200mm flexi ducting (6m), install roof/wall
- **SP** – single external motor, 1600m³/h airflow, 200mm flexi ducting (6m), install roof/wall
- 10 Year Motor Warranty


TECHNICAL DATA

- product dimensions: (W x D) 900 x 525 mm
- 3 x stainless steel filters
- 1 x fluorescent light
- 2 x LED lights

MODEL OPTIONS

KLS-ALBW9S, 900 x 525mm, white glass fascia

KLS-ALBB9S, 900 x 525mm, black glass fascia





» SURFACE



>> SILENT **CEILING CASSETTE RANGEHOOD** with automatic power-off // **CC-SURF2S**



SURFACE ceiling cassette is designed to be installed into a ceiling or bulkhead. With remote control convenience, a ceiling cassette is the sleek solution for over a kitchen island or peninsula benchtop.



Stainless Steel Finish

Superior quality stainless steel that's hand polished for luster.



Perimeter Aspiration

Uses an additional panel to create a venturi effect, which helps capture smoke, steam, grease and oil more effectively.



Dishwasher Safe Aluminium Filters

Durable materials that (when regularly maintained) can be run through your dishwasher.



Automatic Power-off

Select this function and the hood will switch off automatically after 15 minutes.



Silent Motor System, up to 3200m³/hr

Enjoy cooking in peace without motor noise from your appliance.



LED Lighting

Innovative wide-angle LED lighting system increases the aesthetic value of the appliance.



4 Extraction Speeds with Remote Control

From mild Western style cooking to traditional Eastern cuisine, select the speed that best suits your needs.



Easy Clean

Due to the quality of the finish, a micro-cloth is all that's required to wipe down the perimeter of the appliance to bring it back to life.

DESCRIPTION

- stainless steel finish
- Perimeter Aspiration
- easy-remove, dishwasher safe aluminium filters
- automatic power-off
- silent Isodrive® motor
- powerful, silent operation
- LED illumination
- 4 extraction fan speeds with remote control
- 5 Year Warranty

ISODRIVE POWER OPTIONS

- **SP2** - twin external motors, 3000 m³/h airflow, 200mm flexi ducting (2x6m), install roof/wall
- **SE** - single external motor, 3200 m³/h airflow, 250mm flexi ducting (4m), install roof/wall
- 10 Year Motor Warranty

TECHNICAL DATA

- product dimensions: (W x D) 1300 x 800 mm
- 2 x aluminium filters
- 6 x LED lights

MODEL OPTIONS

CC-SURF2S, 1300 x 800mm * May require a bulk head for installation





» INART 4M



>> SILENT **CEILING CASSETTE RANGEHOOD** with automatic power-off // **CC-INARTS**

schweigen **IN.**

The INART ceiling cassette fuses a glamorous stainless steel finish with generous dimensions, substantial power and intense draw that employs perimeter extraction. The INART handles any cooking style.



Stainless Steel Finish

Superior quality stainless steel that's hand polished for luster.



Perimeter Aspiration

Uses an additional panel to create a venturi effect, which helps capture smoke, steam, grease and oil more effectively.



Dishwasher Safe Aluminium Filters

Durable materials that (when regularly maintained) can be run through your dishwasher.



Automatic Power-off

Select this function and the hood will switch off automatically after 15 minutes.



Silent Motor System, up to 3200m³/hr

Enjoy cooking in peace without motor noise from your appliance.



LED Lighting

Innovative wide-angle LED lighting system increases the aesthetic value of the appliance.



4 Extraction Speeds with Remote Control

From mild Western style cooking to traditional Eastern cuisine, select the speed that best suits your needs.



Easy Clean

Due to the quality of the finish, a micro-cloth is all that's required to wipe down the perimeter of the appliance to bring it back to life.

DESCRIPTION

- stainless steel
- Perimeter Aspiration
- easy-remove, dishwasher safe aluminium filters
- automatic power-off
- silent Isodrive® motor
- powerful, silent operation
- LED illumination
- 4 extraction fan speeds with remote control
- 5 Year Warranty

ISODRIVE POWER OPTIONS


- **SP2** - twin external motors, 3000 m³/h airflow, 200mm flexi ducting (2x6m), install roof/wall
- **SE** - single external motor, 3200 m³/h airflow, 250mm flexi ducting (4m), install roof/wall
- 10 Year Motor Warranty

TECHNICAL DATA

- product dimensions: (W x D) 2000 x 1000 mm
- 10 x LED lights
- 8 x aluminium filters



MODEL OPTIONS

CC-INARTS, 2000 x 1000mm * May require a bulk head for installation





>> PARADIGMA



Light panel drops down to access filter.

>> SILENT MODULAR CEILING CASSETTE RANGEHOOD with automatic power-off // CC-PARA

schweigen **IN.**

The PARADIGMA offers sleek style and combines light and extraction in several modular configurations, making it a versatile solution for the kitchen.



Modular

With the flexibility of this design, you can create configurations of 2, 3 or 4 units - which ever best suits your home and kitchen environment*.



Stainless Steel or White Finish

Suitable for all kitchens in either stainless steel or white. It's both contemporary and durable.



Perimeter Aspiration

Uses an additional panel to create a venturi effect, which helps capture smoke, steam, grease and oil more effectively.



Dishwasher Safe Aluminium Filters

Durable materials that (when regularly maintained) can be run through your dishwasher.



Silent Motor System, up to 3200m³/hr

Enjoy cooking in peace without motor noise from your appliance.



Automatic Power-off

Select this function and the hood will switch off automatically after 15 minutes.



LED Lighting

Innovative wide-angle LED lighting system increases the aesthetic value of the appliance.



4 Extraction Speeds with Remote Control

From mild Western style cooking to traditional Eastern cuisine, select the speed that best suits your needs.



Easy Clean

Due to the quality of the finish, a micro-cloth is all that's required to wipe down the perimeter of the appliance to bring it back to life.

DESCRIPTION

- stainless steel or white
- Perimeter Aspiration
- easy-remove, dishwasher safe aluminium filters
- silent Isodrive® motor
- powerful, silent operation
- automatic power-off
- LED illumination
- 4 extraction fan speeds with remote control
- 5 Year Warranty

TECHNICAL DATA

- individual module dimensions: (W x D) 360 x 360 mm
- refer to Technical Information on page 57 for number of aluminium filters included

* Note: Please confirm the module configuration and motor power with your representative before ordering.

ISODRIVE POWER OPTIONS

- **SP** - single external motor, 1600 m³/h airflow, 200mm flexi ducting (6m), install roof/wall
- **SP2** - twin external motors, 3000 m³/h airflow, 200mm flexi ducting (6m), install roof/wall
- **SE** - single external motor, 3200 m³/h airflow, 250mm flexi ducting (4m), install roof/wall
- 10 Year Motor Warranty

MODEL OPTIONS

CC-PARA4S: 1 control module, 3 subordinates (stainless steel)


CC-PARA4W: 1 control module, 3 subordinates (white)

CC-PARA3S: 1 control module, 2 subordinates (stainless steel)

CC-PARA3W: 1 control module, 2 subordinates (white)

CC-PARA2S: 1 control module, 1 subordinates (stainless steel)

CC-PARA2W: 1 control module, 1 subordinates (white)



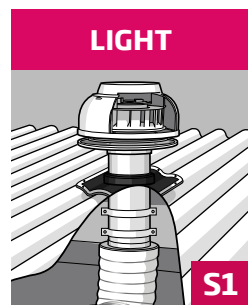
>> INSPIRING INNOVATION

Selecting the right rangehood motor

To maximise the performance of your rangehood, it is important to select a motor power option that suits the cooking technique you use the most.

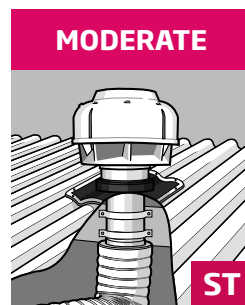
Dishes high in spice ingredients or with intense smoke generated from a wok or grill, require much stronger extraction power to perform effectively.

The table below will help you identify the motor power option best suited to your rangehood and cooking extraction needs.



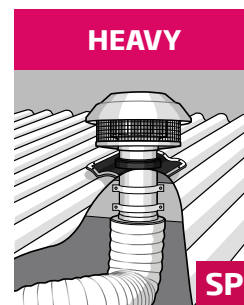
S1 Isodrive® 650

- Everyday Steaming/ Light Pan Frying
- 650 m³/h of airflow
- Motor housing is made from ASA, the most durable of plastics in direct sunlight
- Motor comes with solid roof extension pipe and bell housing




ST Isodrive® 900

- Everyday Steaming/ Pan Frying/Grilling
- 900 m³/h of airflow
- Motor housing is made from ASA, the most durable of plastics in direct sunlight
- Motor comes with solid roof extension pipe and bell housing




SP Isodrive® 1600

- Heavy Steaming/Spicy Wok Frying/Grilling
- 1600 m³/h of airflow
- Motor housing is Colourbond® steel, which can be painted to any colour
- Motor comes with solid roof extension pipe and bell housing
- Suggested minimum power option for 90cm rangehoods over induction cooktops



SP2 Isodrive® 3000

- All Cooking Styles
- 3000 m³/h of airflow
- Motor housing is Colourbond® steel, which can be painted to any colour
- Motor comes with solid roof extension pipe and bell housing



SE Isodrive® 3200

- All Cooking Styles
- 3200 m³/h of airflow
- Motor housing is Colourbond® steel, which can be painted to any colour
- Motor comes solid roof extension pipe and Y joint
- Optional 3200 kit

MODEL NO.	AIRFLOW	CONFIGURATION	DUCT WIDTH	DUCT LENGTH	INSTALL ROOF	INSTALL WALL	INSTALL EAVES	INSTALL IN-WALL	CANOPY TYPE*
S1	650 m³/h	Single	150 mm	4 m	•	•	•	-	Wall, Island, Undermount
ST	900 m³/h	Single	200 mm	4 m	•	•	-	-	Wall, Island, Undermount
SP	1600 m³/h	Single	200 mm	6 m	•	•	-	-	Wall, Island, Undermount
SP2	3000 m³/h	Twin	200 mm	6 m	•	•	-	-	Cassette
SE	3200 m³/h	Single	250 mm	4 m	•	•	-	-	Cassette

*Some exceptions apply

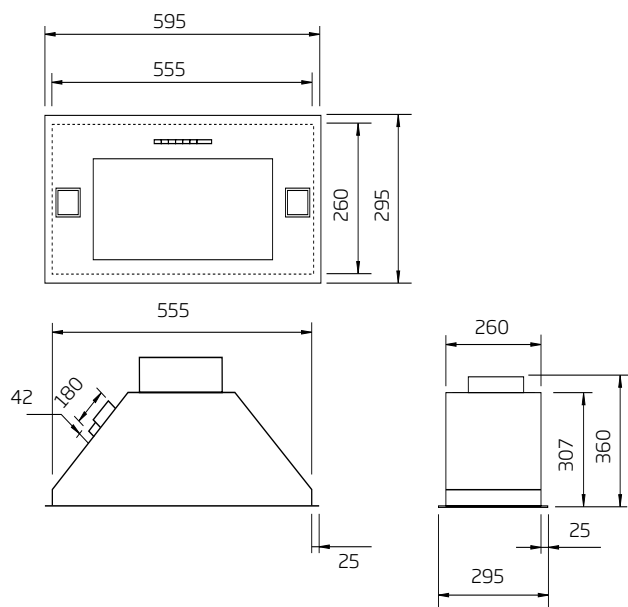


All motors come with flexi ducting

Undermount rangehoods

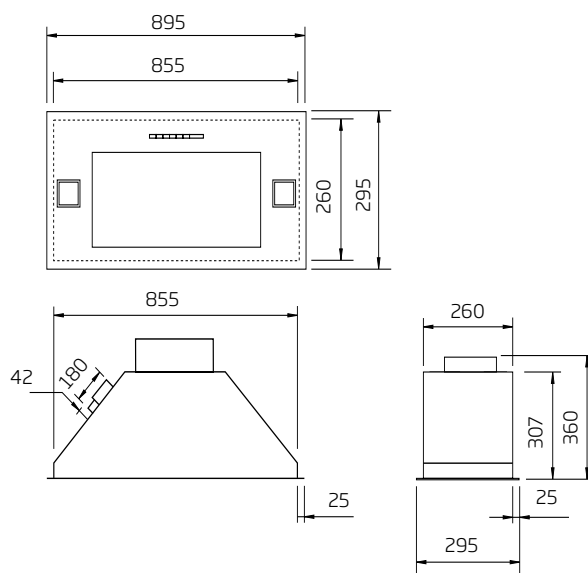
CATALONIA (GA-600S, 600mm)

Air outlet Ø200



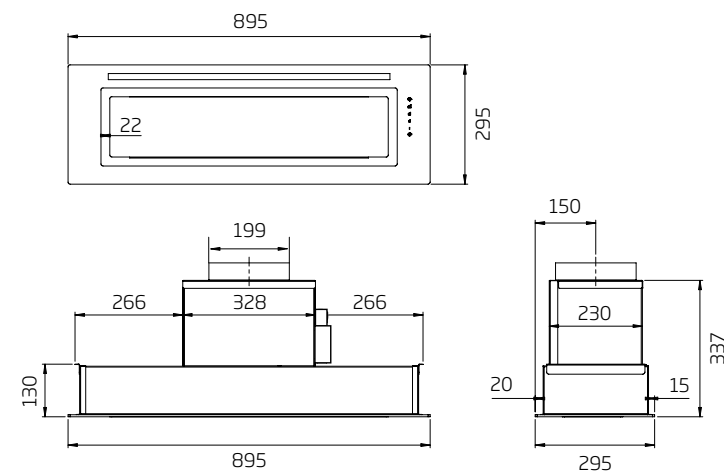
CATALONIA (GA-900S, 900mm)

Air outlet Ø200



GLASS (KLS-9GLASS, KLS-9GLASSBLKS)

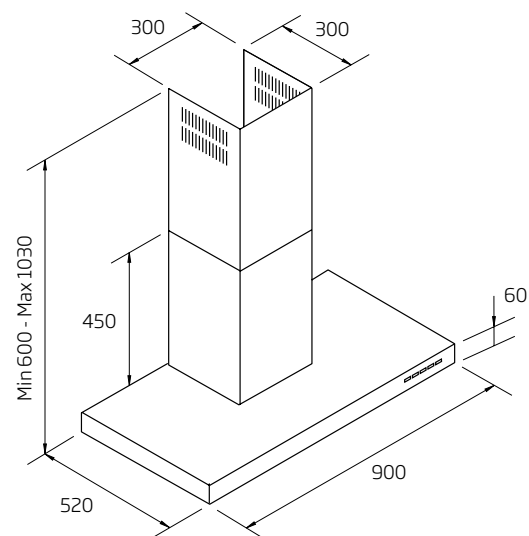
Air outlet Ø200



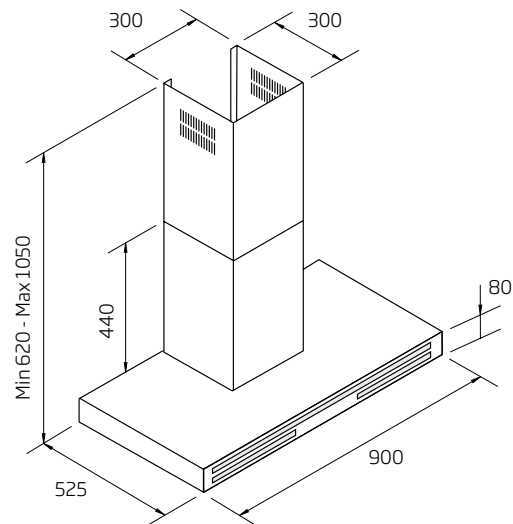
INSPIRING
INNOVATIVE
INTELLIGENT

Wallmount rangehoods

LINE (WM-LIN9S)
Air outlet Ø200



ALBA (KLS-ALBW9S, KLS-ALBB9S)
Air outlet Ø200



INSPIRING
INNOVATIVE
INTELLIGENT

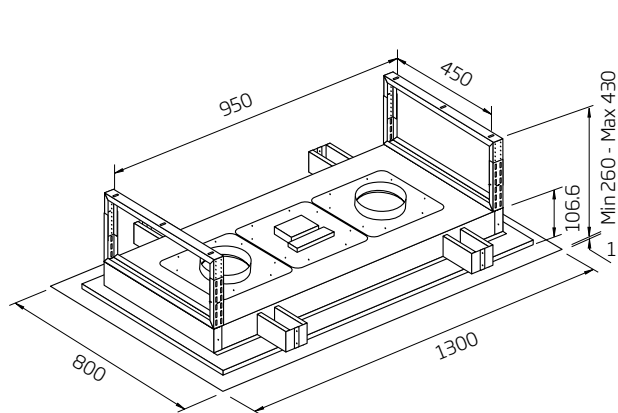
Product specifications subject to change without notice, images are for illustrative purposes only. Please check final product details with your retailer. © Schweigen Home Appliances Pty Ltd.

www.schweigen-in.com.au

Ceiling cassettes

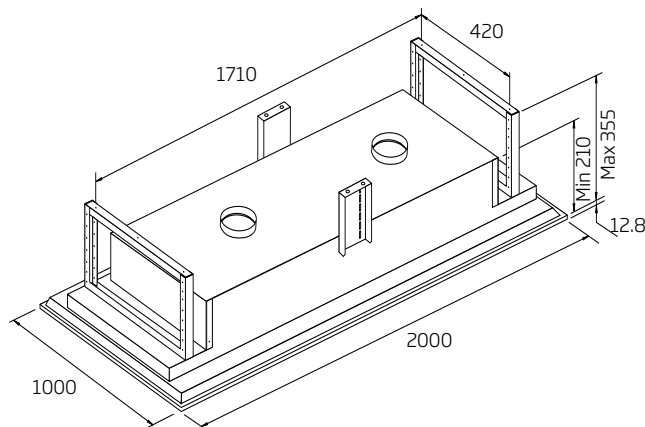
SURFACE (CC-SURF2S)

Air outlet 2 x Ø200 - Cutout 1250 x 750mm



INART 4M (CC-INARTS)

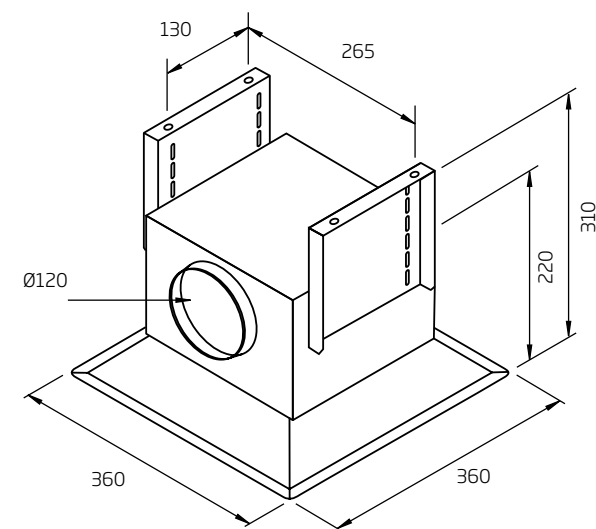
Air outlet 2 x Ø200 - Cutout 1950 x 950mm



Modular ceiling cassette

PARADIGMA (CC-PARA)

Air outlet Ø120 - Cutout 340 x 340mm



INSPIRING
INNOVATIVE
INTELLIGENT

>> RANGEHOOD **PRODUCT SELECTOR** All measurements in millimetres



Model Name	Model No.	Style	Size (mm)	Filter Type	Filter Qty.	Fan Speed	Finish/Colour	Control	Light Type and Quantity	P.A. System	B.A. System	Motor Options (m³/h)
CATALONIA	GA-900S	Undermount	895 x 295	Stainless Steel	1	4	Stainless Steel	Electronic	2 x LED	-	-	650 / 900 / 1600
CATALONIA	GA-600S	Undermount	595 x 295	Stainless Steel	1	4	Stainless Steel	Electronic	2 x LED	-	-	650 / 900 / 1600
GLASS BLACK	KLS-9GLASSBLKS	Undermount	895 x 295	Aluminium	1	4	Black Glass	Touch	1 x Strip LED	•	-	650 / 900 / 1600
GLASS WHITE	KLS-9GLASS	Undermount	895 x 295	Aluminium	1	4	White Glass	Touch	1 x Strip LED	•	-	650 / 900 / 1600
LINE	WM-LIN9S	Wallmount	900 x 520	Stainless Steel	3	4	Stainless Steel	Electronic	2 x LED	-	•	650 / 900 / 1600
ALBA BLACK	KLS-ALBB9S	Wallmount	900 x 525	Stainless Steel	3	4	Stainless Steel & Glass	Touch	1 x Fluorescent, 2 x LED	-	•	650 / 900 / 1600
ALBA WHITE	KLS-ALBW9S	Wallmount	900 x 525	Stainless Steel	3	4	Stainless Steel & Glass	Touch	1 x Fluorescent, 2 x LED	-	•	650 / 900 / 1600
SURFACE	CC-SURF2S	Ceiling Cassette	1300 x 800	Aluminium	2	4	Stainless Steel	Remote	6 x LED	•	-	1600 / 3000 / 3200
INART 4M	CC-INARTS	Ceiling Cassette	2000 x 1000	Aluminium	8	4	Stainless Steel	Remote	10 x LED	•	-	3000 / 3200
PARADIGMA	CC-PARA2S	Ceiling Cassette	360 x 360	Aluminium	2	4	Stainless Steel	Remote	2 x LED	•	-	1600 / 3200
PARADIGMA	CC-PARA2W	Ceiling Cassette	360 x 360	Aluminium	2	4	White	Remote	2 x LED	•	-	1600 / 3200
PARADIGMA	CC-PARA3S	Ceiling Cassette	360 x 360	Aluminium	3	4	Stainless Steel	Remote	3 x LED	•	-	1600 / 3000 / 3200
PARADIGMA	CC-PARA3W	Ceiling Cassette	360 x 360	Aluminium	3	4	White	Remote	3 x LED	•	-	1600 / 3000 / 3200
PARADIGMA	CC-PARA4S	Ceiling Cassette	360 x 360	Aluminium	4	4	Stainless Steel	Remote	4 x LED	•	-	1600 / 3000 / 3200
PARADIGMA	CC-PARA4W	Ceiling Cassette	360 x 360	Aluminium	4	4	White	Remote	4 x LED	•	-	1600 / 3000 / 3200

CONSUMER INFORMATION

Under our policy of continuous product development, product specifications may change without notice. Prospective purchasers should therefore check with the manufacturer to ensure this publication correctly describes the products being offered for sale. All information supplied is to be used for general reference purposes only and is on the understanding that Schweigen Home Appliances will not be liable for any loss, liability or damage of whatever kind arising as a result of any reliance upon such information. Colours of products illustrated are as close as printing limitations allow. All pictures used in the brochure are for illustrative purposes only. SCHIN 9/19



INSPIRING
INNOVATIVE
INTELLIGENT

Unit 8/3-4 Anzed Court, Mulgrave VIC 3170 Phone: 1300 881 693 sales@schweigen-in.com.au www.schweigen-in.com.au