

# Fusion Alpha H5 GBP, USD & EUR

September 2023

Create Tomorrow.  
Start Today.

Platform | Investment | Bank

# Fusion Alpha H5 | Sterling

## Strategy Overview

In pursuit of attractive targeted returns, Fusion invests in a broad range of asset classes designed to maximise its ability to deliver returns whilst minimising the associated risk.

The Fusion Strategies are constructed around a managed portfolio of collective investment schemes, delivering a unique combination of diversification, flexibility and efficiency.

Fusion Alpha H5 Strategy is designed for investors who are prepared to accept a moderate level of risk to achieve higher potential returns. The strategy balances a strategic exposure to equities and other higher risk investments, with a lesser weighting to lower risk investment asset classes.

## Key Data

Currency:

Sterling | US Dollars | Euro

Minimum Initial Investment:

£100,000 | \$150,000 | €150,000

Annual Management Charge: 0.75%

Investment Manager:

James Fitzpatrick

Alena Vanek

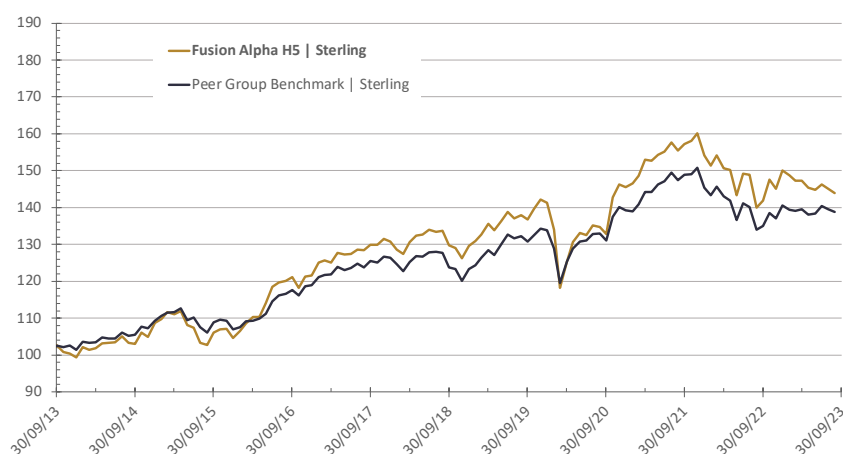
Investment Time Horizon:

5 Years (Rolling)

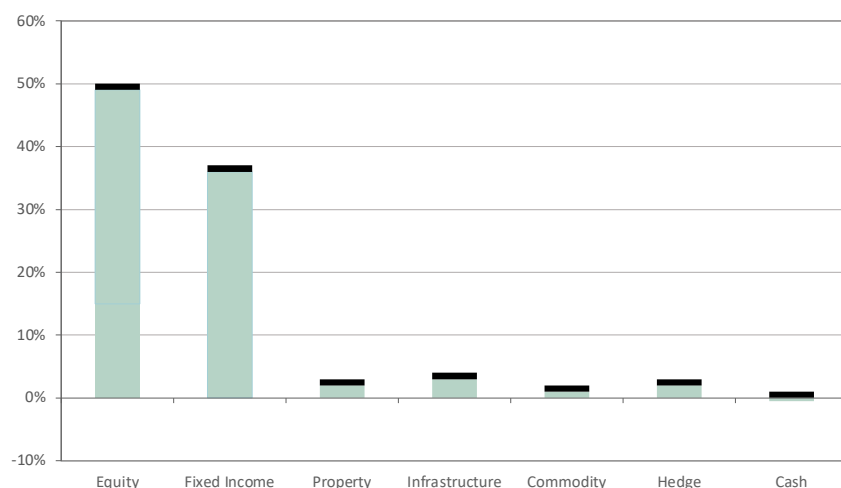
## Sterling Performance\*

	Fusion Income H5	Peer Group Benchmark
1 mth	-0.8%	-0.6%
3 mths	-0.6%	0.3%
6 mths	-2.3%	-0.2%
1 year	2.8%	3.6%
3 years	6.8%	4.4%
5 years	7.7%	8.7%
10 years	43.9%	38.8%

\*Fusion Alpha H5 Sterling performance is net of fees and is compared to a Peer Group Benchmark.

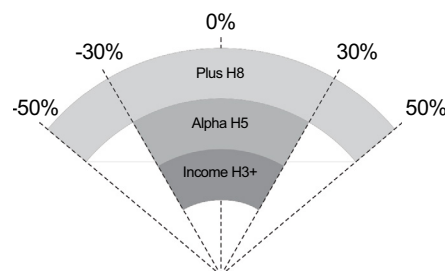


## Asset Allocation



## Swing Factors

Fusion Alpha H5 is actively managed using a 30% swing factor around its strategic targets. This allows us to respond to the investment climate, reducing risk during periods of turbulence and increasing it during periods of growth.



Create tomorrow.  
Start today.

# Fusion Alpha H5 | US Dollar

## Strategy Overview

In pursuit of attractive targeted returns, Fusion invests in a broad range of asset classes designed to maximise its ability to deliver returns whilst minimising the associated risk.

The Fusion Strategies are constructed around a managed portfolio of collective investment schemes, delivering a unique combination of diversification, flexibility and efficiency.

Fusion Alpha H5 Strategy is designed for investors who are prepared to accept a moderate level of risk to achieve higher potential returns. The strategy balances a strategic exposure to equities and other higher risk investments, with a lesser weighting to lower risk investment asset classes.

## Key Data

**Currency:**

Sterling | **US Dollars** | Euro

**Minimum Initial Investment:**

£100,000 | **\$150,000** | €150,000

**Annual Management Charge:** 0.75%

**Investment Manager:**

James Fitzpatrick

Alena Vanek

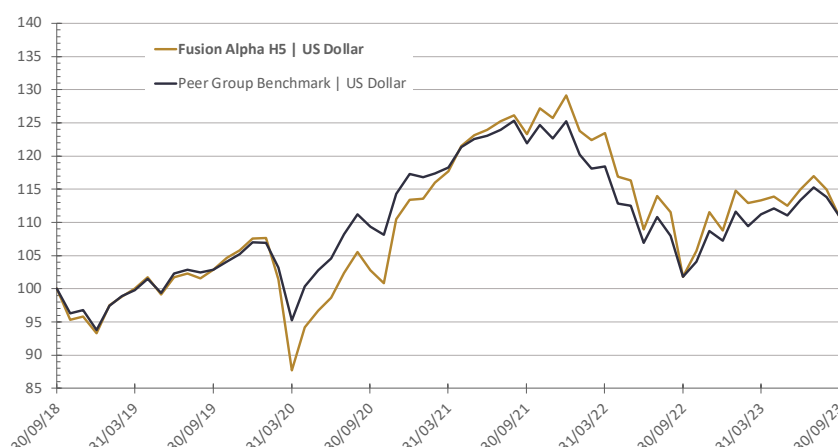
**Investment Time Horizon:**

5 Years (Rolling)

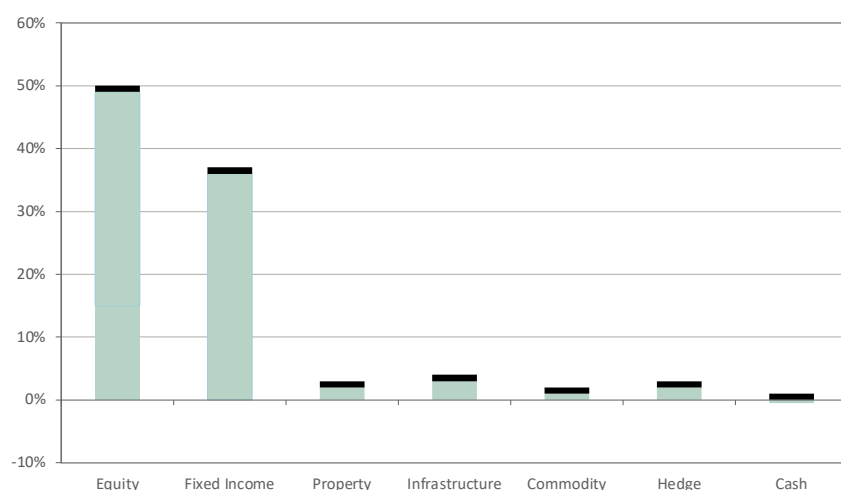
## US Dollar Performance\*

	<b>Fusion Income H5</b>	<b>Peer Group Benchmark</b>
<b>1 mth</b>	-3.6%	-2.6%
<b>3 mths</b>	-3.6%	-2.1%
<b>6 mths</b>	-2.2%	-0.3%
<b>1 year</b>	8.8%	8.9%
<b>2 years</b>	-10.1%	-9.1%
<b>3 years</b>	7.8%	1.4%
<b>5 years</b>	10.8%	10.9%

\*Fusion Alpha H5 US Dollar performance is net of fees and is compared to a Peer Group Benchmark.

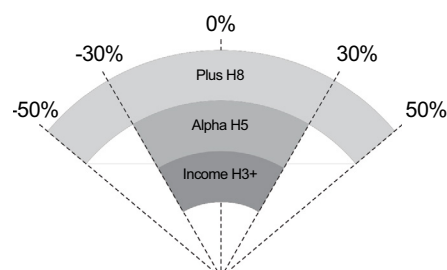


## Asset Allocation



## Swing Factors

Fusion Alpha H5 is actively managed using a 30% swing factor around its strategic targets. This allows us to respond to the investment climate, reducing risk during periods of turbulence and increasing it during periods of growth.



**Create tomorrow.  
Start today.**

# Fusion Alpha H5 | Euro

## Strategy Overview

In pursuit of attractive targeted returns, Fusion invests in a broad range of asset classes designed to maximise its ability to deliver returns whilst minimising the associated risk.

The Fusion Strategies are constructed around a managed portfolio of collective investment schemes, delivering a unique combination of diversification, flexibility and efficiency.

Fusion Alpha H5 Strategy is designed for investors who are prepared to accept a moderate level of risk to achieve higher potential returns. The strategy balances a strategic exposure to equities and other higher risk investments, with a lesser weighting to lower risk investment asset classes.

## Key Data

### Currency:

Sterling | US Dollars | Euro

### Minimum Initial Investment:

£100,000 | \$150,000 | €150,000

### Annual Management Charge: 0.75%

### Investment Manager:

James Fitzpatrick  
Alena Vanek

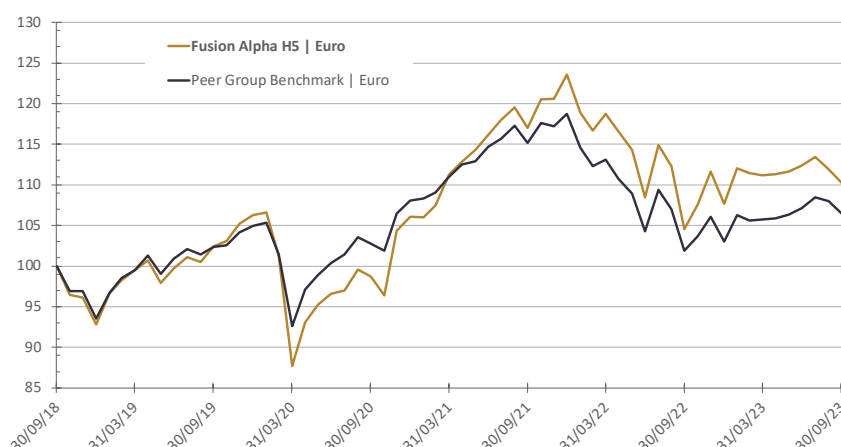
### Investment Time Horizon:

5 Years (Rolling)

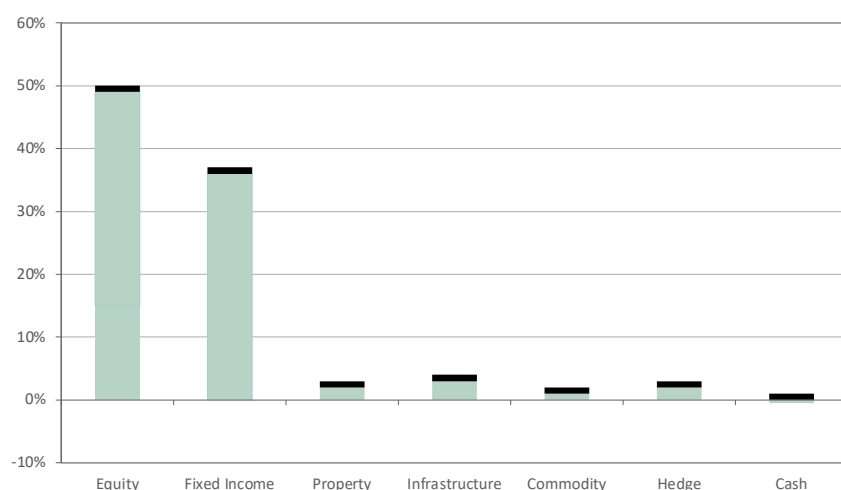
## Euro Performance\*

	Fusion Income H5	Peer Group Benchmark
1 mth	-1.5%	-1.4%
3 mths	-1.9%	-0.6%
6 mths	-0.8%	0.7%
1 year	5.5%	4.5%
2 years	-5.8%	-7.5%
3 years	11.7%	3.6%
5 years	10.2%	6.5%

\*Fusion Alpha H5 Euro performance is net of fees and is compared to a Peer Group Benchmark.

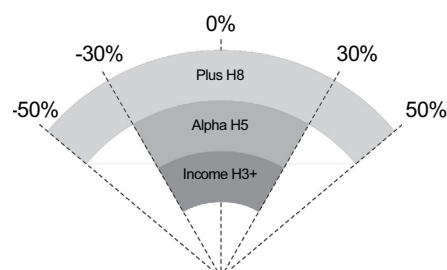


## Asset Allocation



## Swing Factors

Fusion Alpha H5 is actively managed using a 30% swing factor around its strategic targets. This allows us to respond to the investment climate, reducing risk during periods of turbulence and increasing it during periods of growth.



Create tomorrow.  
Start today.

**Isle of Man | Head Office**

Capital International Group  
Capital House  
Circular Road  
Douglas  
Isle of Man  
IM1 1AG

+44 (0) 1624 654200

[info@capital-iom.com](mailto:info@capital-iom.com)

**South Africa Office**

Capital International SA  
Great Westerford  
240 Main Road  
Rondebosch 7700  
South Africa

+27 (0) 21 201 1070

[info@capital-sa.com](mailto:info@capital-sa.com)

[capital-iom.com](https://capital-iom.com)

t +44 (0) 1624 654200 e [businessdevelopment@capital-iom.com](mailto:businessdevelopment@capital-iom.com)

Issue Date: 10/10/2023

Ref: FFS-H509023

This document has been prepared for information purposes only, is believed to be correct, but its accuracy cannot be guaranteed. It does not constitute investment advice or an offer or an invitation, by or on behalf of any company within the Capital International Group of companies or any associated company (CIG), to buy or sell any investment. Any reference to past performance is not necessarily a guide to the future. The value of investments may go down as well as up and may be adversely affected by currency fluctuations. CIG, its clients and officers may have a position in, or engage in transactions in any of the investments mentioned. Opinions constitute our judgement as of this date and are subject to change.

Regulated investment activities are carried out on behalf of Capital International Group by its licensed member companies. Capital International Limited and Capital Financial Markets Limited are licensed by the Isle of Man Financial Services Authority. Capital International Limited is a member of the London Stock Exchange. CILSA Investments (PTY) Ltd (FSP No. 44894) and CILSA Solutions (PTY) Ltd (FSP No. 6650), t/a Capital International SA are licensed by the Financial Sector Conduct Authority in South Africa. All subsidiary companies across both jurisdictions are represented under the Capital International Group brand.

**Create tomorrow.  
Start today.**

 Do you really need to print this? We are serious about climate change & biodiversity loss. For more information, please [click here](#).