

# Fusion Income H3+ GBP, USD & EUR

June 2025

Create Tomorrow.  
Start Today.

# Fusion Income H3+ | Sterling

## Strategy Overview

In pursuit of attractive targeted returns, Fusion invests in a broad range of asset classes designed to maximise its ability to deliver returns whilst minimising the associated risk.

The Fusion Strategies are constructed around a managed portfolio of collective investment schemes, delivering a unique combination of diversification, flexibility and efficiency.

Fusion Income H3+ Strategy focuses on lower risk asset classes in order to achieve its return targets. Investment exposure is weighted to lower risk asset classes such as fixed interest, arbitrage strategies and commercial property; the strategy includes some exposure to equities and other higher risk investments.

## Key Data

**Minimum Initial Investment:**  
£100,000 or currency equivalent.

**Currencies available:**  
GBP, USD, EUR

**Approximate Ongoing Charges Figure (OCF):** 1.3%

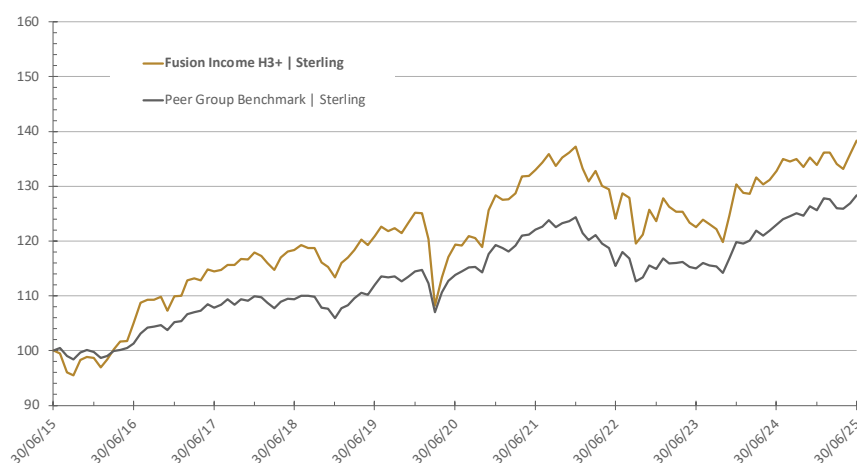
**Investment Manager:**  
Sean Mills CFA

**Investment Time Horizon:**  
3.5+ Years

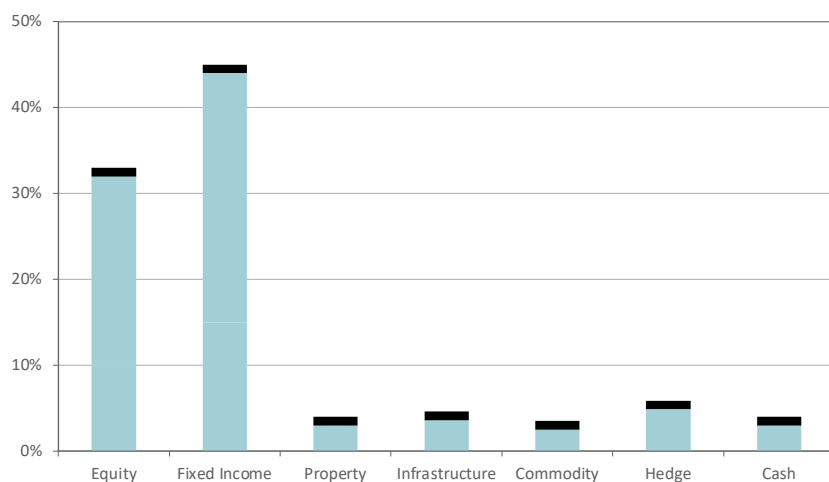
## Sterling Performance\*

	Fusion Income H3+	Peer Group Benchmark
1 mth	1.8%	1.1%
3 mths	3.2%	1.9%
6 mths	3.3%	2.1%
1 year	4.2%	4.4%
3 years	11.4%	11.2%
5 years	15.9%	12.7%
10 years	38.3%	28.3%

\*Fusion Income H3+ Sterling performance is net of fees and is compared to a Peer Group Benchmark.

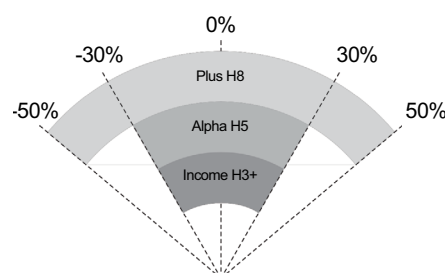


## Asset Allocation



## Swing Factors

Fusion Income H3+ is actively managed using a 30% swing factor around its strategic targets. This allows us to respond to the investment climate, reducing risk during periods of turbulence and increasing it during periods of growth.



Create tomorrow.  
Start today.

# Fusion Income H3+ | US Dollar

## Strategy Overview

In pursuit of attractive targeted returns, Fusion invests in a broad range of asset classes designed to maximise its ability to deliver returns whilst minimising the associated risk.

The Fusion Strategies are constructed around a managed portfolio of collective investment schemes, delivering a unique combination of diversification, flexibility and efficiency.

Fusion Income H3+ Strategy focuses on lower risk asset classes in order to achieve its return targets. Investment exposure is weighted to lower risk asset classes such as fixed interest, arbitrage strategies and commercial property; the strategy includes some exposure to equities and other higher risk investments.

## Key Data

**Minimum Initial Investment:**  
£100,000 or currency equivalent.

**Currencies available:**  
GBP, USD, EUR

**Approximate Ongoing Charges Figure (OCF):** 1.3%

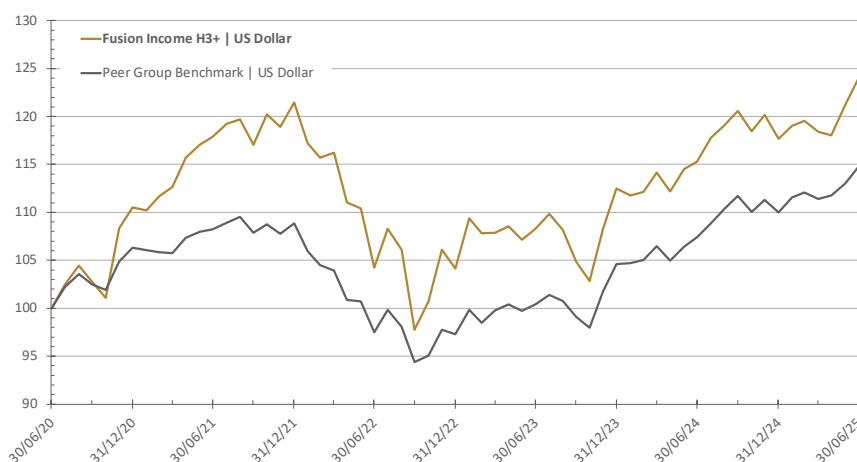
**Investment Manager:**  
Sean Mills CFA

**Investment Time Horizon:**  
3.5+ Years

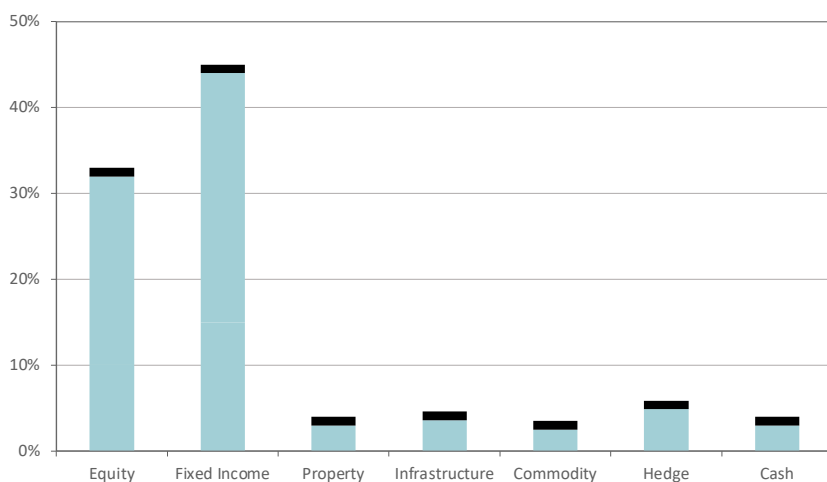
## US Dollar Performance\*

	Fusion Income H3+	Peer Group Benchmark
1 mth	2.3%	1.5%
3 mths	4.7%	3.0%
6 mths	5.4%	4.3%
1 year	7.5%	6.9%
2 years	14.5%	14.3%
3 years	18.9%	17.7%
5 years	24.0%	14.8%

\*Fusion Income H3+ US Dollar performance is net of fees and is compared to a Peer Group Benchmark.

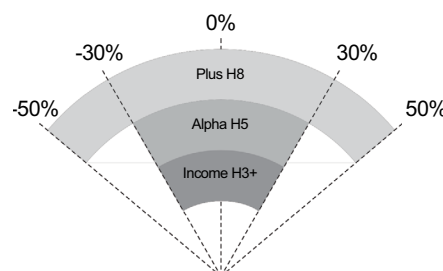


## Asset Allocation



## Swing Factors

Fusion Income H3+ is actively managed using a 30% swing factor around its strategic targets. This allows us to respond to the investment climate, reducing risk during periods of turbulence and increasing it during periods of growth.



Create tomorrow.  
Start today.

# Fusion Income

## H3+ | Euro

### Strategy Overview

In pursuit of attractive targeted returns, Fusion invests in a broad range of asset classes designed to maximise its ability to deliver returns whilst minimising the associated risk.

The Fusion Strategies are constructed around a managed portfolio of collective investment schemes, delivering a unique combination of diversification, flexibility and efficiency.

Fusion Income H3+ Strategy focuses on lower risk asset classes in order to achieve its return targets. Investment exposure is weighted to lower risk asset classes such as fixed interest, arbitrage strategies and commercial property; the strategy includes some exposure to equities and other higher risk investments.

### Key Data

**Minimum Initial Investment:**  
£100,000 or currency equivalent.

**Currencies available:**  
GBP, USD, EUR

**Approximate Ongoing Charges Figure (OCF):** 1.3%

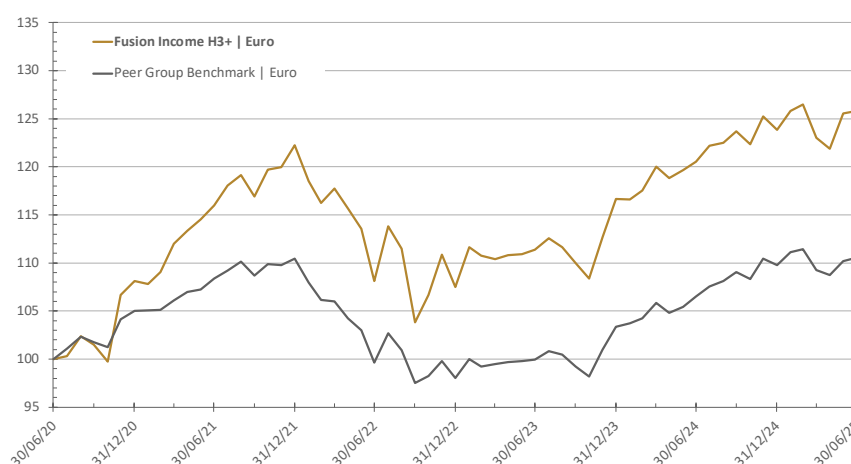
**Investment Manager:**  
Sean Mills CFA

**Investment Time Horizon:**  
3.5+ Years

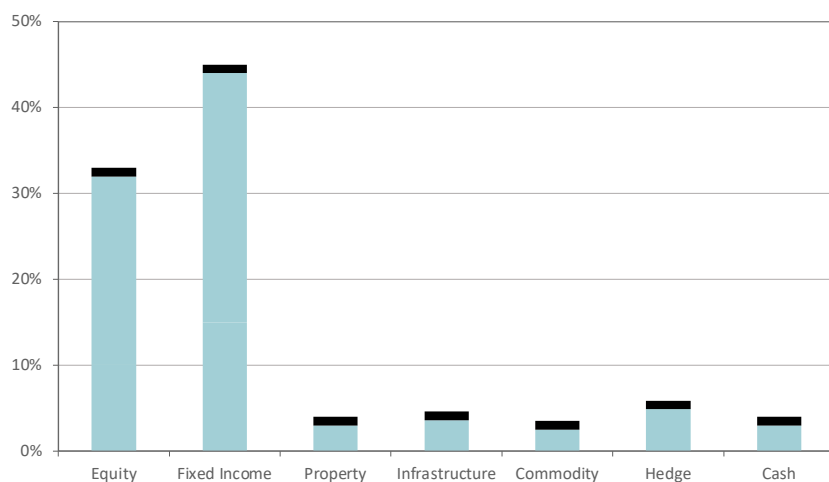
### Euro Performance\*

	Fusion Income H3+	Peer Group Benchmark
1 mth	0.2%	0.3%
3 mths	2.3%	1.2%
6 mths	1.6%	0.7%
1 year	4.4%	3.8%
2 years	13.0%	10.6%
3 years	16.4%	10.9%
5 years	25.8%	10.5%

\*Fusion Income H3+ Euro performance is net of fees and is compared to a Peer Group Benchmark.

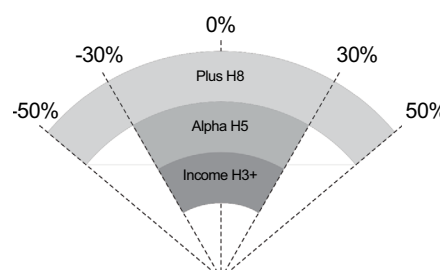


### Asset Allocation



### Swing Factors

Fusion Income H3+ is actively managed using a 30% swing factor around its strategic targets. This allows us to respond to the investment climate, reducing risk during periods of turbulence and increasing it during periods of growth.



**Create tomorrow.  
Start today.**

**Isle of Man | Head Office**

Capital International Group  
Capital House  
Circular Road  
Douglas  
Isle of Man  
IM1 1AG

+44 (0) 1624 654200

[info@capital-iom.com](mailto:info@capital-iom.com)

**South Africa Office**

Capital International SA  
Great Westerford  
240 Main Road  
Rondebosch 7700  
South Africa

+27 (0) 21 201 1070

[info@capital-sa.com](mailto:info@capital-sa.com)

[capital-iom.com](https://capital-iom.com)

[t +44 \(0\) 1624 654200](tel:+44201624654200) [e businessdevelopment@capital-iom.com](mailto:businessdevelopment@capital-iom.com)

This document has been prepared for information purposes only, is believed to be correct as at the issue date hereof, but its accuracy cannot be guaranteed. Information in this document does not constitute investment advice or an offer or an invitation by or on behalf of any company within the Group to buy or sell any product or security or to make a bank deposit. Any reference to past performance is not necessarily a guide to the future. The value of investments may go down as well as up and may be adversely affected by currency fluctuations. The Group, its subsidiary companies, clients, and officers may have a position in, or engage in transactions in any of the investments mentioned. Opinions constitute views as at the date of issue thereof and are subject to change.

Capital International Limited is a subsidiary of Capital International Group Limited and is licensed by the Isle of Man Financial Services Authority. Capital International Limited is a member of the London Stock Exchange. Capital International, Capital International Asset Management, and Capital International Investment Platform are trading names of Capital International Limited.

Issue Date: 11/07/2025

Ref: FFS-H3+06025

**Create tomorrow.  
Start today.**

 **Do you really need to print this? We are serious about climate change & biodiversity loss. For more information, please [click here](#).**