

Fusion Income H3+ GBP, USD & EUR

December 2025

Create Tomorrow.
Start Today.

Fusion Income

H3+ | Sterling

Strategy Overview

In pursuit of attractive targeted returns, Fusion invests in a broad range of asset classes designed to maximise its ability to deliver returns whilst minimising the associated risk.

The Fusion Strategies are constructed around a managed portfolio of collective investment schemes, delivering a unique combination of diversification, flexibility and efficiency.

Fusion Income H3+ Strategy focuses on lower risk asset classes in order to achieve its return targets. Investment exposure is weighted to lower risk asset classes such as fixed interest, arbitrage strategies and commercial property; the strategy includes some exposure to equities and other higher risk investments.

Key Data

Minimum Initial Investment:
£100,000 or currency equivalent.

Currencies available:
GBP, USD, EUR

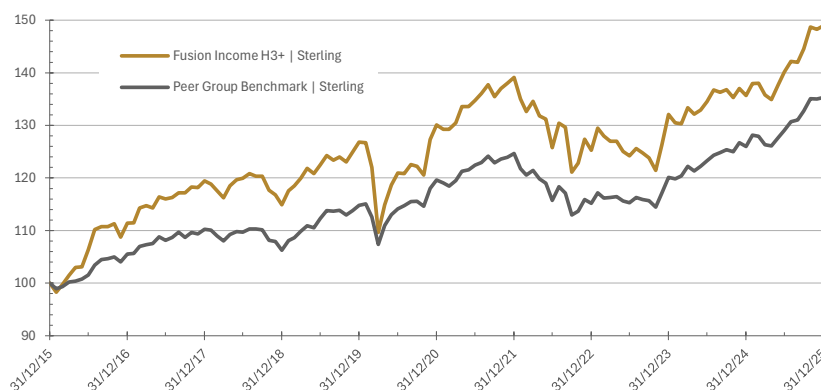
Approximate Ongoing Charges
Figure (OCF): 1.3%

Investment Manager:
Sean Mills CFA

Investment Time Horizon:
3.5+ Years

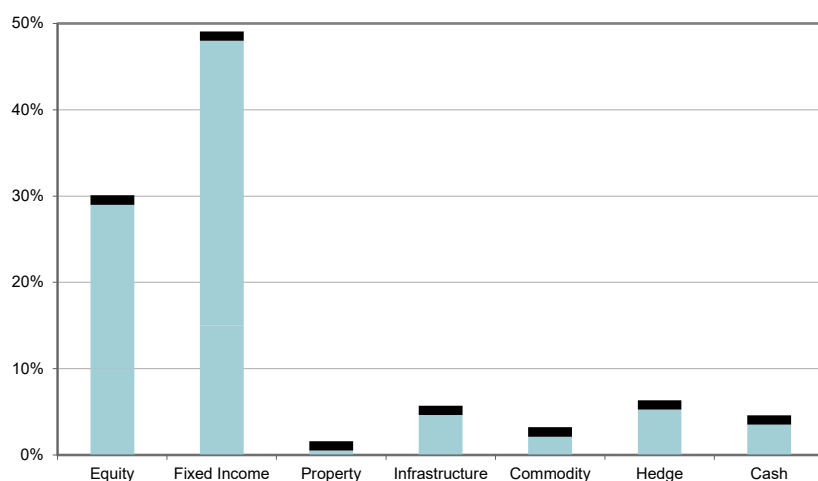
Sterling Performance*

	Fusion Income H3+	Peer Group Benchmark
1 mth	0.5%	0.2%
3 mths	3.0%	1.9%
6 mths	6.3%	4.8%
1 year	9.8%	7.4%
3 years	18.9%	17.4%
5 years	14.5%	13.1%
10 years	48.9%	35.3%



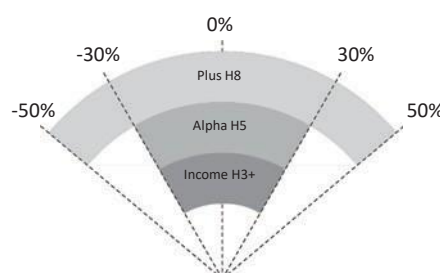
*Fusion Income H3+ Sterling performance is net of fees and is compared to a Peer Group Benchmark.

Asset Allocation



Swing Factors

Fusion Income H3+ is actively managed using a 30% swing factor around its strategic targets. This allows us to respond to the investment climate, reducing risk during periods of turbulence and increasing it during periods of growth.



Fusion Income

H3+ | US Dollar

Strategy Overview

In pursuit of attractive targeted returns, Fusion invests in a broad range of asset classes designed to maximise its ability to deliver returns whilst minimising the associated risk.

The Fusion Strategies are constructed around a managed portfolio of collective investment schemes, delivering a unique combination of diversification, flexibility and efficiency.

Fusion Income H3+ Strategy focuses on lower risk asset classes in order to achieve its return targets. Investment exposure is weighted to lower risk asset classes such as fixed interest, arbitrage strategies and commercial property; the strategy includes some exposure to equities and other higher risk investments.

Key Data

Minimum Initial Investment:
£100,000 or currency equivalent.

Currencies available:
GBP, USD, EUR

Approximate Ongoing Charges
Figure (OCF): 1.3%

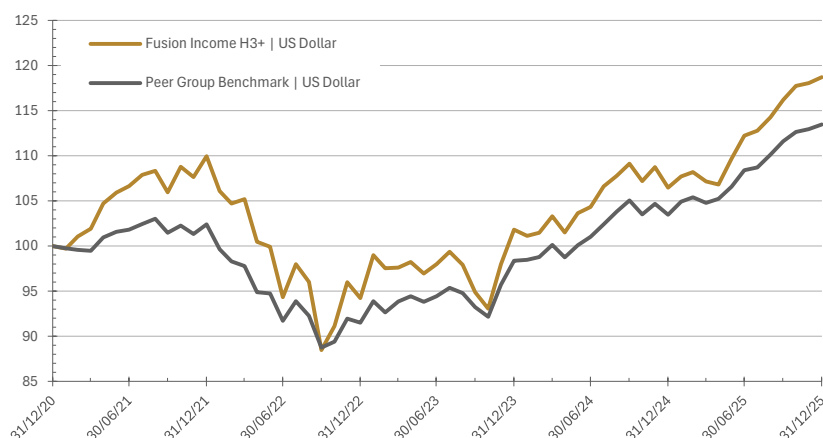
Investment Manager:
Sean Mills CFA

Investment Time Horizon:
3.5+ Years

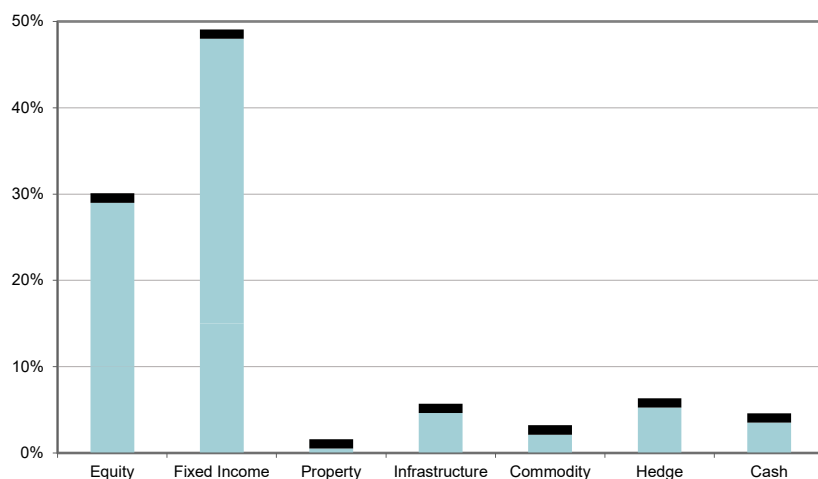
US Dollar Performance*

	Fusion Income H3+	Peer Group Benchmark
1 mth	0.6%	0.5%
3 mths	2.2%	1.7%
6 mths	5.8%	4.7%
1 year	11.5%	9.7%
2 years	16.6%	15.3%
3 years	26.0%	24.0%
5 years	18.7%	13.5%

*Fusion Income H3+ US Dollar performance is net of fees and is compared to a Peer Group Benchmark.

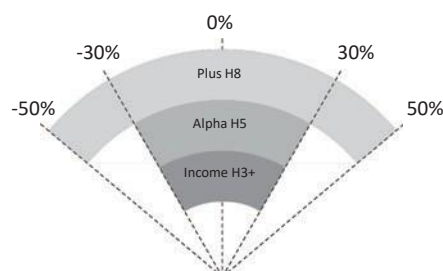


Asset Allocation



Swing Factors

Fusion Income H3+ is actively managed using a 30% swing factor around its strategic targets. This allows us to respond to the investment climate, reducing risk during periods of turbulence and increasing it during periods of growth.



Fusion Income

H3+ | Euro

Strategy Overview

In pursuit of attractive targeted returns, Fusion invests in a broad range of asset classes designed to maximise its ability to deliver returns whilst minimising the associated risk.

The Fusion Strategies are constructed around a managed portfolio of collective investment schemes, delivering a unique combination of diversification, flexibility and efficiency.

Fusion Income H3+ Strategy focuses on lower risk asset classes in order to achieve its return targets. Investment exposure is weighted to lower risk asset classes such as fixed interest, arbitrage strategies and commercial property; the strategy includes some exposure to equities and other higher risk investments.

Key Data

Minimum Initial Investment:
£100,000 or currency equivalent.

Currencies available:
GBP, USD, EUR

Approximate Ongoing Charges
Figure (OCF): 1.3%

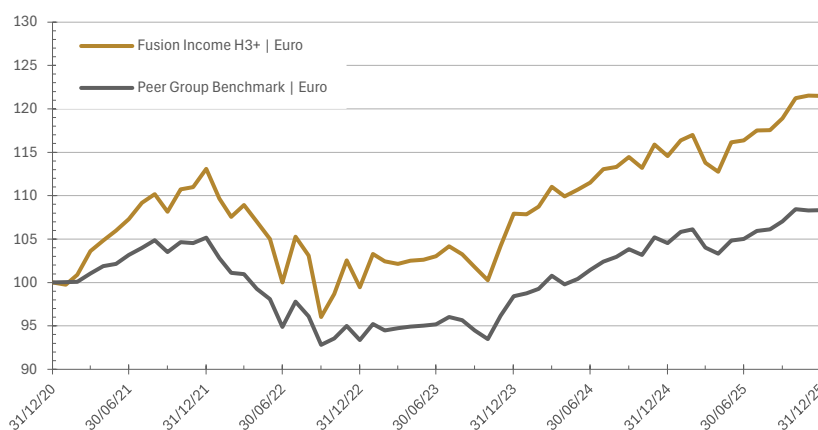
Investment Manager:
Sean Mills CFA

Investment Time Horizon:
3.5+ Years

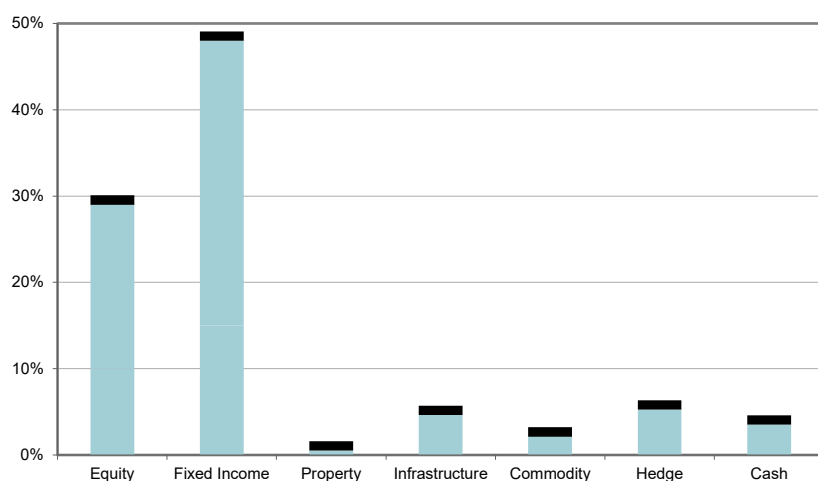
Euro Performance*

	Fusion Income H3+	Peer Group Benchmark
1 mth	0.0%	0.0%
3 mths	2.2%	1.2%
6 mths	4.4%	3.1%
1 year	6.0%	3.6%
2 years	12.6%	10.1%
3 years	22.2%	16.0%
5 years	21.5%	8.3%

*Fusion Income H3+ Euro performance is net of fees and is compared to a Peer Group Benchmark.

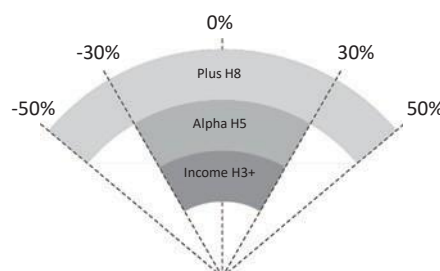


Asset Allocation



Swing Factors

Fusion Income H3+ is actively managed using a 30% swing factor around its strategic targets. This allows us to respond to the investment climate, reducing risk during periods of turbulence and increasing it during periods of growth.



Isle of Man | Head Office
Capital International Group
Capital House
Circular Road
Douglas
Isle of Man
IM1 1AG

+44 (0) 1624 654200
info@capital-iom.com

South Africa Office
Capital International SA
Great Westerford
240 Main Road
Rondebosch 7700
South Africa

+27 (0) 21 201 1070
info@capital-sa.com

capital-iom.com

t +44 (0) 1624 654200 e businessdevelopment@capital-iom.com

This document has been prepared for information purposes only, is believed to be correct as at the issue date hereof, but its accuracy cannot be guaranteed. Information in this document does not constitute investment advice or an offer or an invitation by or on behalf of any company within the Group to buy or sell any product or security or to make a bank deposit. Any reference to past performance is not necessarily a guide to the future. The value of investments may go down as well as up and may be adversely affected by currency fluctuations. The Group, its subsidiary companies, clients, and officers may have a position in, or engage in transactions in any of the investments mentioned. Opinions constitute views as at the date of issue thereof and are subject to change.

Capital International Limited is a subsidiary of Capital International Group Limited and is licensed by the Isle of Man Financial Services Authority. Capital International Limited is a member of the London Stock Exchange. Capital International, Capital International Asset Management, and Capital International Investment Platform are trading names of Capital International Limited.

Issue Date: 07/01/2026

Ref: FFS-H3+v1

**Create Tomorrow.
Start Today.**

 Do you really need to print this? We are serious about climate change & biodiversity loss. For more information, please [click here](#).