



TAMINA

TYPE	RECESSED
SIZE	LARGE
DIMENSIONS	24" W • 40" H
PRICING	SEE WEBSITE
LEAD TIME	PLEASE INQUIRE
SHOWN IN	OLIVE
NOTE	THIS STYLE IS AVAILABLE AS BOTH A SURFACE MOUNT AND A RECESSED MEDICINE CABINET.

STAINED OAK



natural



whitewash



cerused



brown



grey



ebony

PAINTED OAK




white



dune




dove



olive



celadon



petal

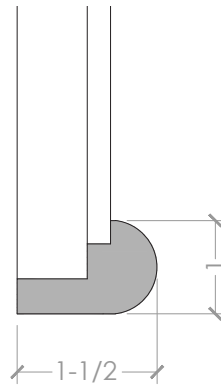
CUSTOM PAINT COLOR +\$300

TAMINA


RECESSED – LARGE (24" W • 40" H)




FRAME PROFILE



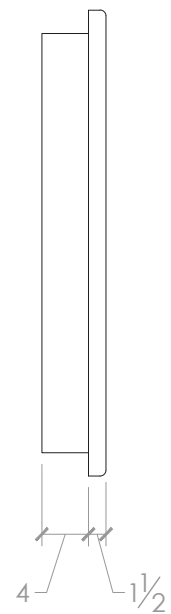
MIRROR DIMENSIONS



BOX DIMENSIONS



SIDE VIEW



SPECIFICATIONS

INTERIOR

3 adjustable shelves
Wood interior – finish
matches exterior frame.

MAINTENANCE

Wipe clean with soft, damp
cloth. Avoid harsh cleaners.