

Making analysis
fashionable

Product
Guide
2026



Our philosophy.

RODENSTOCK Instruments

Get it all from one source.
With this ambition, we provide
you with an innovative,
perfectly coordinated
product range.

RODENSTOCK Instruments offers a wide range
of sensibly linked products and functions.
As a solutions provider, we have many years of
experience and always respond specifically to your
wishes. Use the advantages of our product range to
offer your customers comprehensive service in all
matters concerning the eye.

Product Range



Refraction

Multifunction Unit	8
Auto Ref-Keratometer	9
Lens Analyser	12
Lensmeter	13
Chart Projector	15
Phoropter	16
Chart Panel	19
Refraction Accessory	22

Diagnostics

Fundus Camera	28
Specular Microscope	29
Tonometer	30
Perimeter	31
Vision Tester	34
Slit Lamp	35



Furniture

Refraction Unit	42
Table	44





Refraction

We offer you individual system solutions from the pre-examination to objective refraction and subjective refraction. With these systems, you can always determine the optimal vision correction for your customers.

Multifunction Unit

ALINO®

Auto Ref-Keratometer

CX 800

CX 1000

CX 2000

Lens Analyser

BriAn®

Lensmeter

AL 6600

AL 6500 / AL 6700

Chart Projector

Rodachart 422

Phoropter

Phorovist 800

Phorovist 2000

Phoromat 2000

Chart Panel

CV 600 / CV 800P

CV 900

CV 1000P

Refraction Accessory

Trial Lens Set 266 /

Trial Frame 10

Prism Lens Set 84

Perimeter Lens Set 68

Multifunction Unit **ALINO**[®]



- 5 + 1: Ref, Kerato, Tono, Pachy, Topo, Dry Eye observation app
- Quick Refraction function
- Tonometry & Pachymetry = corrected IOP
- Gentle air puff
- Various Topography maps
- Wide field auto-alignment & auto-measurement

Auto Ref-Keratometer **CX 800**



- Central K-values
- Auto-measurement
- Pupil & cornea \varnothing measurement

Auto Ref-Keratometer **CX 1000**



- Central & peripheral K-values
- Auto-measurement
- Retroillumination
- Near vision simulation
- Pupil & cornea \varnothing measurement
- Rotatable display



Auto Ref-Keratometer **CX 2000**



- Central & peripheral K-values
- Auto-alignment & auto-measurement
- Pupil & cornea ϕ measurement




Lens Analyser BriAn®



- Binocular lens analysis under 10 seconds
- Contact-free & gentle to the glasses
- Innovative technology
- True-to-scale refractive power visualisation
- Tilttable 10.1" colour TFT-LCD

Lensmeter AL 6600



- Wavefront technology
- Simultaneous measurement of UV/Blue light transmission and lens power
- Lens mark recognition support
- Automated PD measurement and Wi-Fi connection

Lensmeter AL 6500 / AL 6700



- Wavefront technology with Shack-Hartmann Sensor
- Measurement of UV/Blue light transmission
- Universal ink cartridges for all lens coatings
- Automated PD measurement and Wi-Fi connection (AL 6700)


Auto Chart Projector **Rodachart 422**



- 42 charts
- Connection to Phoromat 2000
- Maintenance-free LED light
- Bright and clear chart projection
- Increased efficiency due to the smart selection of essential charts
- Convenient focus adjustment by rotary aperture




Manual Phoropter **Phorovist 800**



- Multi-coated lenses
- Cross cylinder & rotary prism
- Near vision chart & convergence system
- Auxiliary lenses

Manual Phoropter **Phorovist 2000**



- High-grade coating on all lenses
- Cross cylinder & rotary prism
- Near vision & auxiliary lenses
- Convergence system

Automated Phoropter **Phoromat 2000**



- Touchscreen control
- Minus and plus cylinder
- Rotary prism
- Communication to all RODENSTOCK Instruments chart panels
- Equipped with all standard refraction tests



Chart Panel **CV 600 / CV 800P**



- Wi-Fi/Bluetooth connection to Phoromat 2000
- Accurate linear polarisation (CV 800P)
- Polarisation tests incl. Heterophoria (CV 800P)
- Snellen, ETDRS, Crowding Bars
- Red-green and stereo tests
- Colour vision tests

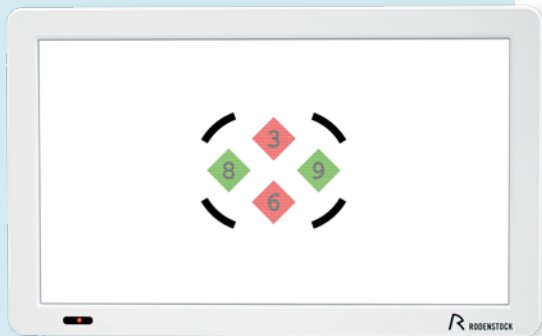
Chart Panel CV 900



- Infrared connection to Phoromat 2000
- Red-green charts for binocular vision tests
- Contrast sensitivity test
- Multimedia tool for patient education



Chart Panel CV 1000P



- Infrared connection to Phoromat 2000
- Precise linear polarisation
- Extensive polarised test selection incl. Heterophoria
- Red-green and stereo tests
- Programmable display sequences

Refraction Accessory **Trial Lens Set 266 / Trial Frame 10**



- Carrying case equipped with a wooden tray
- Includes two cross cylinder & a microfiber cloth
- 268 pieces of trial lenses with plastic rims of 38 mm diameter
- Trial Frame 10 offers space for a total of 10 trial lenses

Refraction Accessory **Prism Lens Set 84**



- Perfect for heterophoria & strabismus measurement
- 84 prism lenses:
four lenses of each prism diopter step
- The carrying case includes
a wooden tray & a microfiber cloth

Refraction Accessory **Perimeter Lens Set 68**



- Suitable for people with ametropia
- 68 lenses with thin metal frames
- Compatible with the lens holders of all RODENSTOCK Instruments perimeters
- Includes a microfiber cloth

Diagnostics

Take advantage of our screening devices to offer your customers a range of services and create added value for your company.

Fundus Camera

FundusScope

**Specular
Microscope**

REM 4000

Tonometer

TopaScope®

Perimeter

Perismart

Peristat 2

Perimat 2

Vision Tester

R 30nykto

Slit Lamp

RSL 2100

RSL 2600 / 2600digital

RSL 4500 / 4500digital

RSL 5000 / 5000digital

Fundus Camera FundusScope



- 12M pixel sensor
- Field of view $45^\circ \times 45^\circ$, expandable to $45^\circ \times 80^\circ$
- 10 fixation points
- Automatic eye tracking
- Auto focus & auto-measurement



Specular Microscope REM 4000



- 13 measurement areas
- Integrated non-contact Pachymetry
- Automatic analysis, L-count, Core method, Dark Area analysis
- Integrated database
- Auto-alignment & auto-measurement

Non-Contact Tonometer **TopaScope®**



- 3D auto-tracking & auto-measurement
- IOP measurement by a soft air puff
- CCT measurement using Scheimpflug technology
- Pachymetry for IOP correction
- Excellent measurement repeatability
- Interface on 10.1" touch panel
- Internal patient database
- Built-in thermal printer

Perimeter **Perismart**



- Compact & portable static perimeter
- White-on-white stimulus
- Up to 80 degrees horizontally, 40 degrees vertically
- Screening and fast threshold strategies for early Glaucoma detection

Perimeter **Peristat 2**



- White-on-white stimulus colour presentation
- Goldmann I to V stimulus size
- Advanced eye-tracking
- Comprehensive test reports and progression analysis
- 17" HD capacitive touch screen
- Patient audio guide

Perimeter **Perimat 2**



- White-on-white, green-on-white, blue-on-white and blue-on-yellow stimulus colour presentation
- Kinetic and static testing
- Goldmann I to V stimulus size
- Advanced eye-tracking
- Comprehensive test reports and progression analysis
- 17" HD capacitive touch screen
- Patient audio guide

Vision Tester R 30nykto



- Test for visual acuity for far and near vision
- Standardised driving and Ishihara tests
- Test for mesopic vision with and without glare
- Paediatric test with single optotypes
- Easy operation with 7" tablet

Slit Lamp RSL 2100



- Quality optics
- LED illumination
- Rotating drum with 5-step magnification
- Multiple integrated filters

Slit Lamp RSL 2600 / 2600digital



- High-resolution digital imaging system with IR background illumination (RSL 2600digital)
- High-quality optics
- LED illumination
- Rotating drum with 5-step magnification
- Multiple integrated filters

Slit Lamp RSL 4500 / 4500digital



- High-end digital imaging system and background illumination (RSL 4500digital)
- Exceptional optics
- LED illumination
- 5-step magnification changer
- Extensive filter and accessory set
- Integrated yellow filter
- R-Type Tonometer (optional)

Slit Lamp RSL 5000 / 5000digital



- High-end digital imaging system and background illumination (RSL 5000digital)
- Exceptional optics
- LED illumination
- 5-step magnification changer
- Extensive filter and accessory set
- Integrated yellow filter
- R-Type Tonometer (optional)



Furniture

Functionality, clear contours and appealing designs. To complete our portfolio, we offer highly functional furniture that's perfectly matched to our devices.

Refraction Unit

PRO 500

PRO 1000 / PRO 1000 EVO

Table

RT S / RT V / RT B

RT 2C

RT VF

Refraction Unit **PRO 500**



- Easy to install (right- or left-handed operation)
- Electronically controlled patient chair
- Preconfigured for RODENSTOCK equipment
- Projector column with reading light

Refraction Unit **PRO 1000 / EVO**



- Integrated accessories drawer
- Easy to install (right- or left-handed operation)
- Motorised chair with tilting action
- Motorised height-adjustable table (EVO)
- Preconfigured for RODENSTOCK equipment
- Personal touch with individual internal LED light
- Electromagnetic table locking

Table RT S / RT V / RT B



- Vertically adjustable electric table
- Max. load: 65 kg
- Dimensions (W × D):
 - RT S = 66/72 × 45 cm
 - RT B = 99/106 × 60 cm
 - RT V = 99/104 × 55 cm

Table RT 2C



- Vertically adjustable electric table with two columns
- Max. load: 90 kg
- Very useful for wheelchair access
- Table top: W × D 120/124 × 55 cm

Table RT VF



- Ergonomic design
- Vertical adjustment:
77 to 107 cm
- Max. load: 65 kg
- Table top: W × D 50 × 58 cm
- Drawer for keyboard
- Especially designed for perimeters



RT VF with Perimat 2



RODENSTOCK Instruments

Wiesbadener Str. 21
90427 Nuremberg, Germany

Phone +49 (0)911 938 546 2777
info@rodenstock-instruments.de
www.rodenstock-instruments.de



Follow RODENSTOCK Instruments on



RODENSTOCK Instruments is a
business unit of TOMEY GmbH.

Picture credits:

Plants: www.istockphoto.com (page 1, 2, 40, 47 © DebraLee Wiseberg, page 6, 25 © zozzzzo, page 26, 39 © number1411)

Devices: © RODENSTOCK Instruments