

# 2023 OFFERING PRODUCT

TECHNICAL AND CREATIVE TOOLS



pacific arc

# Greetings from Pacific Arc!

---

We hope this letter finds you well and your business flourishing. As a respected distributor of art and drafting materials, we are excited to present our highly anticipated 2023 Catalog, and we couldn't wait to share it with you.

At Pacific Arc, we take immense pride in providing retailers like you with top-quality art supplies and drafting essentials that cater to the diverse needs of your creative customers. Our 2023 Catalog is a testament to our commitment to excellence and our passion for supporting artists, designers, and enthusiasts in their creative journeys.

Inside the catalog, you will find an extensive array of sketchbooks and paper, drawing tools, studio essentials, and other innovative products that have been thoughtfully curated to meet the demands of the ever-evolving artistic community. We have carefully selected each item to ensure they align with our high standards of quality, durability, and affordability.

As a valued partner, your success is of utmost importance to us. We understand the importance of timely and reliable service, and you can count on us to provide efficient order processing and delivery to keep your shelves stocked and your customers satisfied.

Furthermore, our team is here to assist you with any inquiries or special requests you may have. Whether it's product information, marketing support, or personalized recommendations, we are dedicated to supporting your business needs.

As we move forward, we remain committed to fostering a strong partnership with your store and providing you with the latest trends and cutting-edge products that will captivate your customers' imaginations.

Thank you for your continued trust in Pacific Arc as your preferred art and drafting material supplier. We are excited to collaborate with you and contribute to the growth and success of your business.

Wishing you prosperity and success in all your endeavors!

Warm regards,

**The Pacific Arc Team**



# TABLE OF CONTENTS

STUDIO HARDWARE & ACCESSORIES		INSTRUMENTS		DRAWING & WRITING		SUNDRIES	
Easels	4	Compasses	26	Pens and Markers	38	Loupes	51
Toolboxes	5	Dividers	32	Mechanical Pencils	39	Magnifiers	52
Painting Accessories	6	Compass Accessories	32	Lead Holders	40	Directional Compasses	52
Drawing Boards	7	Beam Compasses	33	Artist Pencils	41		
Parallel Bars	8	Templates and Lettering Guides	33	Graphite	42		
Sketchboards and Straps	8			Sketching Pastels	43		
Storage Tubes	9			Charcoal	43		
Vinyl Board Covers	9			Refill Lead	44		
Mesh Bags	10			Sharpeners and Leadpointers	45		
				Erasers	46		
				Erasers Accessories	47		
EDGES, RULERS, & MEASURING		CUTTING & ADHERING		SURFACE MEDIUMS		DISPLAYS	52
Straight Edges	11	Cutting Mats	36	Cotton Rag Vellum	48	KITS	55
Rulers	11	Knives	36	Paper	50		
Tape Measures	14	Scissors	37	Sketchbooks	51		
Calipers	14	Tape Adhesives	37				
Triangular Scales Graduation Chart	15						
Flat Scales Graduation Chart	16						
Triangular Scales	17						
Flat Scales	20						
Triangles	21						
Protractors	23						
Curves	23						
T-Square	25						

## EASELS

### SOLID BAMBOO



#### NAVIDAD Studio

ES-NA89

Deluxe H-style studio easel with crank

Full-size studio easel crafted from bamboo. Features traditional H-style design with crank adjustment, third center tray, and locking casters for easy movement.

##### Specifications:

- Maximum-sized canvas: 89"
- Material: solid bamboo
- Assembly: minimal (no tools required)
- Carton size: 78" x 26" x 10"
- Shipping weight: 53 lbs
- Can ship via UPS



#### ANGELINA Studio

ES-AN50

Lyre-style studio easel

Simple, affordable, and practical. Features a traditional lyre design with click-locking adjustment.

##### Specifications:

- Maximum-sized canvas: 50"
- Material: solid bamboo
- Assembly: shipped unassembled, tools required
- Carton size: 57" x 5" x 5"
- Shipping weight: 12 lbs
- Can ship via UPS



#### BRAZOS Studio

ES-BR82

H-style studio easel

Full-size studio easel featuring a traditional H-shaped design with easily adjustable knobs. Sturdy and stunning. Minimal assembly required.

##### Specifications:

- Maximum-sized canvas: 82"
- Material: solid bamboo
- Assembly: minimal (no tools required)
- Carton size: 64" x 24" x 6"
- Shipping weight: 33 lbs
- Can ship via UPS



#### SAN JACINTO Studio

ES-SJ66

Single mast studio

Full-size studio easel featuring traditional single mast design that easily adjusts both canvas angle and height.

##### Specifications:

- Maximum-sized canvas: 66"
- Material: solid bamboo
- Assembly: minimal (no tools required)
- Carton size: 64" x 24" x 6"
- Shipping weight: 19 lbs
- Can ship via UPS



#### PECOS Studio

ES-PE46

Pastel and watercolor studio easel

Construction is ideal for watercolor and pastel artists. Adjustable, it can be used horizontally to accommodate watercolor techniques. Solid bottom shelf for accessible storage.

##### Specifications:

- Maximum-sized canvas: 46"
- Material: solid bamboo
- Assembly: minimal (no tools required)
- Carton size: 10" x 25" x 6"
- Shipping weight: 20 lbs
- Can ship via UPS



#### LEON Tabletop

ET-LE21

H-style tabletop easel

This H-style easel design small enough to fit on a tabletop. Provides strong support for canvases in a compact design.

##### Specifications:

- Maximum-sized canvas: 21"
- Material: solid bamboo
- Assembly: minimal (no tools required)
- Carton size: 27" x 12" x 3"
- Shipping weight: 4 lbs
- Can ship via UPS



## NUECES Field

EF-NU34

French box field easel

Styled in the tradition of the renowned French box easel, collapsing completely for easy transport.

### Specifications:

- Maximum sized canvas: 34"
- Material: solid bamboo
- Assembly: none
- Carton size: 25" x 18" x 8"
- Shipping weight: 15 lbs
- Can ship via UPS



## LLANO Field

EF-LL41

Collapsible field

Easy to set up, quick to take down, and at only 4 lbs, comfortable to carry.

### Specifications:

- Maximum sized canvas: 40"
- Material: solid bamboo
- Assembly: none
- Carton size: 34" x 6" x 3"
- Shipping weight: 4 lbs
- Can ship via UPS



## GUADALUPE Tabletop

ET-GD24

Tabletop box easel

Great for small spaces and artists on the go. Combines a tabletop easel with a full-sized tool drawer. With leather carry handle.

### Specifications:

- Maximum-sized canvas: 24"
- Material: solid bamboo
- Assembly: none
- Carton size: 18" x 17" x 7"
- Shipping weight: 8 lbs
- Can ship via UPS

## ALUMINUM



## ROVER Tabletop

ET-A15B

Material: black metal  
Style: tabletop

Perfect for home and travel, Rover weighs only 0.7 lbs and comes complete with a carry bag.

Size: Canvases up to 20" tall & 1.5" deep



## BIVOUAC Field

ES-AL67B

Material: black aluminum  
Style: studio easel

Made of lightweight aluminum and designed for artists on a budget. Weighs only 7 lbs yet stands 67" tall. Sturdy, durable, and dependable.

Size: Canvases up to 47" tall & 1.5" deep



## BACKPACKER Field

EF-A63B

Material: black metal  
Style: field easel

The Backpacker portable easel is lightweight only 2.1 lb. stands 63" tall when fully expanded, but doubles as a tabletop easel.

Size: Canvases up to 31" tall & 1.5" deep



## TREKKER Field

EF-A70S

Material: black metal  
Style: field easel

Although lightweight, it is larger in size, ideal for plein-air painting and larger canvas. Only 2.4 lbs, it stands at 70" tall. Includes carry bag.

Size: Canvases up to 47" tall & 1.5" deep

## TOOL BOXES



## COLETO

BTB1206

Solid bamboo toolbox: COLETO

Toolbox for Art Supplies, 3 Fixed Compartments.

Size: 13" x 7" x 2"

### Specifications

- Leather handle
- Ideal for watercolors & small tubes



## SALADO

BTB1256

Solid bamboo toolbox: SALADO

Toolbox for Art Supplies, 4 Fixed Compartments.

Palette included

Size: 13" x 8" x 3"

### Specifications

- Paint palette
- Ideal for all mediums



## ZACATE

BTB1279

Solid bamboo toolbox: ZACATE

Toolbox for Art Supplies, 5 Fixed Compartments.

Palette included.

Size: 14" x 11" x 4"

### Specifications

- Paint palette
- Leather handle
- Ideal for watercolors & small tubes

## PAINTING ACCESSORIES

### PALETTES

Pacific Arc palettes are ideal for students and professionals. Constructed from high-quality plastic and competitively priced.




**APF008**

NEW! Palette: plastic, flower-shaped, 9 sections




**APO06509**

NEW! Palette: oval, 10 sections, 6.5" x 9"



**APR06011**

NEW! Palette: rectangular, 16-sections, 6" x 11"



**APR01114**

NEW! Palette: rectangular, 20-sections, 11" x 14"



**APO95135**

NEW! Palette: oval, 20 sections, 9.5" x 13.5"



**APT05105**


NEW! Palette: air tight, 20 sections, 5" x 10.75"

### PALETTE KNIVES

An essential for painters, the palette knives set comes with standard sizes necessary for anyone starting out or looking for an economical option. They are flexible yet sturdy and a great addition to any painter's toolbox.

#### Palette Knives

Item no.	Size
AKP006	Assorted plastic palette knives 6 pcs



### BLENDING STUMPS

An artist's staple, Pacific Arc blending stumps can be used to blend and smudge charcoal, pastel, and graphite. The ends can be sharpened easily using sandpaper pads or a craft knife.



#### Sets

Item no.	Size
AST003	3 pack: 1, 3, 6
AST403	3 pack: 4
AST006	6 pack: 1, 2, 3, 4, 5, 6

## DRAWING BOARDS



### STB SERIES

The STB series features a quality parallel bar mounted to a 5/8" solid core drawing board with a smooth melamine surface. Folding legs and a comfortable handle are mounted on the back, enabling transport and use on any level surface. Already assembled, the STB-series is ready to use right out of the box.

#### Portable Drawing Board w/ Parallel Bar

Item no.	Size
STB-1621	16" x 21"
STB-1824	18" x 24"
STB-2026	20" x 26"
STB-2331	23" x 31"
STB-2436	24" x 36"
STB-3142	31" x 42"



### STP SERIES

The STP series has all the features of the STB-series *without* the parallel bar: a full comfortable handle, fold-out legs, and rubber grips to allow close proximity when placed at the very edge of any flat surface. Completely assembled, the STP series is ready to use right out of the box.

#### Portable Drawing Board

Item no.	Size
STP-1621	16" x 21"
STP-1824	18" x 24"
STP-2026	20" x 26"
STP-2331	23" x 31"
STP-2436	24" x 36"
STP-3142	31" x 42"



### DP SERIES

Solid-core drawing boards feature a smooth melamine surface with black band edge. Ideal for all sketching, drawing, art, craft, and professional drafting and engineering applications.

#### Drawing Board

Item no.	Size
DB-1218	12" x 18"
DB-1520	15" x 20"
DB-1621	16" x 21"
DB-1824	18" x 24"
DB-2026	20" x 26"
DB-2331	23" x 31"
DB-2436	24" x 36"
DB-3142	31" x 42"
DB-3648	36" x 48"



### PBX SERIES

The original PBX board is a professional-quality portable drawing and drafting board with built-in parallel straight edge. Comes fully assembled. Offers superior locking parallel bar and is known for its excellent quality components and construction.

#### Portable Drawing Board W/ locking

Item no.	Size
PXB21	16" x 21"
PXB24	18" x 24"
PXB26	20" x 26"
PXB31	23" x 31"
PXB36	24" x 36"
PXB42	30" x 42"

Replacement parts available for all drawing boards, see price list for full details.



## PARALLEL BARS

### COLLEGIATE

Features an aluminum top plate with steel hardware assuring longevity of use. Includes acrylic edge with inking lift, locking brake, and all hardware for mounting. Made in Taiwan.



#### Aluminum top plate, w/ lock & derlin rollers

Item no.	Size
L-3060LK	60"

### P1000 SERIES

The models are constructed from rigid phenolic plastic and finished in black satin with matte aluminum trim. Frictionless nylon "floating" rollers on the bottom of the bar retract when the bar is pressed, and, combined with raised clear acrylic edges, help keep the bar off the paper when in motion preventing smearing. Steel ball bearing pulleys ensure smooth movement. Includes all mounting hardware, and instructions. Made in Poland.



Replacement parts available. See price list for full details.

#### Aluminum top plate, w/ lock & derlin rollers

Item no.	Size
P1030B	30"
P1036B	36"
P1042B	42"
P1048B	48"

## SKETCHBOARDS AND STRAPS



Features full 5 mm thick masonite boards to ensure a solid work surface when sketching in the field. Clips feature our unique, extra-heavy springs to secure pads in place. The holes in the corners allow the use of our industry-exclusive carrying/support strap, which allows artists to use both hands while drawing.

#### Heavy duty field Sketchboards

Item no.	Size
SKBD-1319	13" x 19"
SKBD-1818	18" x 18"
SKBD-2326	23" x 26"
SKBD-2738	27" x 38"



It is simple and amazingly effective. Simply attach to any Pacific Arc field sketch-board to use as a carrying strap.

When you stop to sketch, rest the base of the board on your lap, put the strap behind your neck, and the board is completely supported, leaving both hands free to work.

#### Heavy duty field Sketchboards

Item no.	Size
STRD-100	carry/support strap



## STORAGE TUBES



Made from lightweight yet durable plastic, expandable mailing tubes are ideal for mailing and transporting documents and artwork. All tubes include an adjustable shoulder strap.

### Expandable - Store / Mail

Item no.	Size
TUBE-04	25" to 37.5" - 3" diameter
TUBE-05	25" to 37.5" - 3.75" diameter
TUBE-06	29" to 48.5" - 3.75" diameter
TUBE-07	29" to 48.5" - 4.5" diameter



Economy Mailing Tubes are smaller and less expensive. No strap.

### Economy - Store / Mail

Item no.	Size
TUBE-S	15.5" (fixed) - 1.5" diameter
TUBE-M	17.75" to 26" - 2" diameter

## VINYL BOARD COVERS

These are crafted from thick, self-healing vinyl material that can be easily trimmed with any sharp knife and mounted to any surface using double-sided tape. Vinyl board covers are self-healing and reversible, giving you twice the working life. They make any work surface impervious to damage, making it ideal for heavily used surfaces.

### GREEN/CREAM



#### 10 YARDS

Item no.	Size
GI-10310	10 yd x 31"
GI-10360	10 yd x 36"
GI-10375	10 yd x 37.5"
GI-10420	10 yd x 42"
GI-10435	10 yd x 43.5"
GI-10480	10 yd x 48"

#### CUT SHEETS

Item no.	Size	Item no.	Size	Item no.	Size	Item no.	Size
GI-18024	18" x 24"	GI-36048	36" x 48"	GI-42060	42" x 60"	GI-48072	48" x 72"
GI-20026	20" x 26"	GI-36060	36" x 60"	GI-42084	42" x 84"	GI-48084	48" x 84"
GI-23031	23" x 31"	GI-36072	36" x 72"	GI-43560	43.5" x 60"	GI-48096	48" x 96"
GI-24036	24" x 36"	GI-37548	37.5" x 48"	GI-43572	43.5" x 72"		
GI-31042	31" x 42"	GI-37560	37.5" x 60"	GI-43584	43.5" x 84"		
GI-36042	36" x 42"	GI-37572	37.5" x 72"	GI-48060	48" x 60"		

### GRAY/WHITE



#### 10 YARDS

Item no.	Size
GY-10375	37.5" x 10 yd
GY-10420	42" x 10 yd
GY-10480	48" x 10 yd

#### CUT SHEETS

Item no.	Size	Item no.	Size	Item no.	Size	Item no.	Size
GY-18024	18" x 24"	GY-36048	36" x 48"	GY-42060	42" x 60"	GY-48084	48" x 84"
GY-20026	20" x 26"	GY-36060	36" x 60"	GY-43560	43.5" x 60"	GY-48096	48" x 96"
GY-23031	23" x 31"	GY-36072	36" x 72"	GY-43572	43.5" x 72"		
GY-24036	24" x 36"	GY-37548	37.5" x 48"	GY-43584	43.5" x 84"		
GY-31042	31" x 42"	GY-37560	37.5" x 60"	GY-48060	48" x 60"		
GY-36042	36" x 42"	GY-37572	37.5" x 72"	GY-48072	48" x 72"		

## MESH BAGS

Mesh reinforced vinyl cases from Pacific Arc give artists, architects, crafters, and draftspersons a wide choice of heavy-duty carry and storage cases to meet every need. Great for kits.

### ENVELOPE STYLE



#### Zipper on long edge

Item no.	Size	Item no.	Size
FB-0509	5" x 9"	FB-1419	14" x 19"
FB-0513	5" x 13"	FB-1621	16" x 21"
FB-0516	5" x 16"	FB-1824	18" x 24"
FB-1011	10" x 13"	FB-2026	20" x 26"
FB-1216	12" x 16"	FB-2436	24" x 36"
FB-1313	13" x 13"		

FB-0516



### PORTFOLIO STYLE



#### Zipper on long edge Carboard inserts

Item no.	Size
FBC-1114	11" x 14"
FBC-1418	14" x 18"
FBC-1722	17" x 22"
FBC-1824	18" x 24"
FBC-2026	20" x 26"
FBC-2230	22" x 30"

### DELUXE



#### Outside pockets and handles

Item no.	Size
FBH-1216	12" x 16"
FBH-1313	13" x 13"
FBH-2026	20" x 26"
FBH-2436	24" x 36"

### TUFF TOTE II



#### Carrying case

Description	Item no.	Size
Tuff Tote II Carrying Case with handle and two zippered pockets.	F2T-0914	9" x 14"
	F2T-1317	13" x 17"

### SKETCHBOARD CASE



### TOOLCASES



#### Tote

Description	Item no.	Size
Pencil Tote	FBT-0308	3" x 8"
Tool Tote	FBT-0314	3" x 14"
3-Ring Binder Case: with grommets, blue	FB3-0811	8.5" x 11"

#### With handles, no outside pockets

Item no.	Size
FBS-2529	25" x 29"

### VINYL CASE (CLEAR)




Clear vinyl cases are made from heavy-gauge vinyl that resists ripping and heat damage. Ideal for use as a kit bag or for general transportation of all kinds of supplies. Heavy-duty slide zipper resists stripping and jamming. Ideal for school applications where transparent cases are required.

#### Clear PVC zipper bags

Item no.	Size
100-6200	11.5" x 16"
100-6700	14" x 19"

## STRAIGHT EDGES

Created from the highest-quality 2-mm thick pure stainless steel and features beveled edges on one side with a flat edge on the other. Ideal for drawing, cutting, paper tearing, etc. These straight edges are the industry's finest and will provide years of service. Plain or graduated.



### Stainless Steel Straight Edge - PLAIN

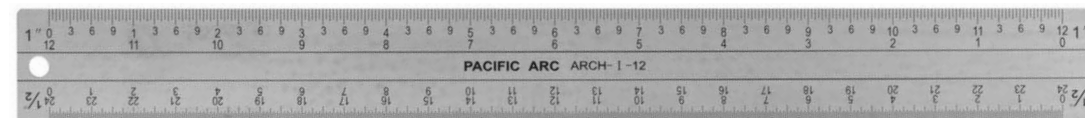
Item no.	Size	Item no.	Size	Item no.	Size
SST-12	12"	SST-36	36"	SST-60	60"
SST-18	18"	SST-42	42"	SST-72	72"
SST-24	24"	SST-48	48"		
SST-30	30"	SST-54	54"		

### Stainless Steel Straight Edge - GRADUATED

Item no.	Size	Item no.	Size	Item no.	Size
SSTE-1012	12"	SSTE-1036	36"	SSTE-1060	60"
SSTE-1018	18"	SSTE-1042	42"	SSTE-1072	72"
SSTE-1024	24"	SSTE-1048	48"		
SSTE-1030	30"	SSTE-1054	54"		

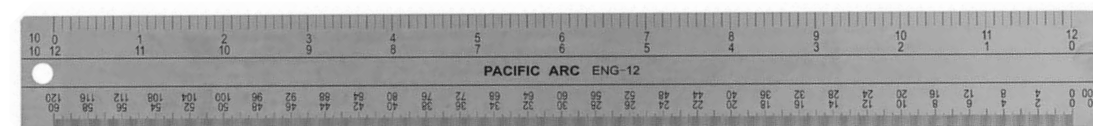
## RULERS

### FLAT SCALES (STEEL)




#### Stainless Steel - Architect

Item no.	Graduations	Size	Item no.	Graduations	Size
ARCH-I-06	1/8, 1/4, 1/2, & 1 parts to the inch	6"	ARCH-III-12	3/4, 3/8, 3/16, & 3/32 parts to the inch	12"
ARCH-II-06	1/16, 1/64, 1/32, & 16 parts to the inch	6"	ARCH-III-18	3/4, 3/8, 3/16, & 3/32 parts to the inch	18"
ARCH-II-18	1/16, 1/64, 1/32, & 16 parts to the inch	18"	ARCH-III-24	3/4, 3/8, 3/16, & 3/32 parts to the inch	24"
ARCH-II-24	1/16, 1/64, 1/32, & 16 parts to the inch	24"			
ARCH-III-06	3/4, 3/8, 3/16, & 3/32 parts to the inch	6"			



#### Stainless Steel - Engineer

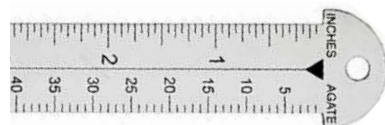
Item no.	Graduations	Size	Item no.	Graduations	Size
ENG-12	10, 20/40, 30/60, & 50/100	12"	ENG-24	10, 20/40, 30/60, & 50/100	24"
ENG-18	10, 20/40, 30/60, & 50/100	18"	ENG-36	10, 20/40, 30/60, & 50/100	36"



Features graduations in inches, agate, pica, and points. Stainless steel.

#### Printers Line Gauge

Item no.	Size
PR-12M	12"
PR-18M	18"
PR-24M	24"



Features graduations in inches, agate, picas and points with a classic hooked head. Stainless steel.

#### Pica Pole

Item no.	Size
PP-12	12"
PP-18	18"
PP-24	24"



#### Graphic Arts

Item no.	Description	Size
CCAD-18	Stainless: inch/6-12 pt & 8 -10 pt pica/ Agate	18"



## PLASTIC

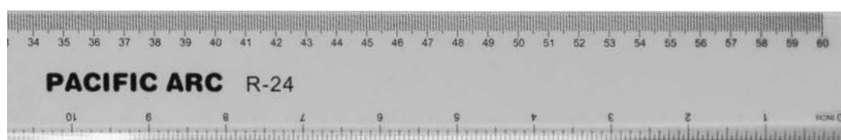
Features a raised center spine for easy grip and use, with inch/metric graduations. Clear plastic.



### Easy Grip

Item no.	Size
RL-541	12"

With hanging hole and inch/metric graduations. Semi-flexible, ideal for scholastic or office use.



### Inch / metric graduations

Item no.	Description	Size
R-12	PS plastic, clear - 12 inch/ 30cm	12"
R-18	Clear Acrylic - 18 inch/ 45 cm	18"
R-24	Clear Acrylic - 24 inch/ 60 cm	24"

## WOOD

Heavy-duty classic wooden rulers from Pacific Arc feature metal edges to facilitate fine lines and cutting. The yardstick has a plain wooden edge with brass caps on both ends with a hanging hole.



### With metal edge - Inch

Item no.	Size
WDC-12	12"
WDC-18	18"
WDC-24	24"



### Yardstick - With metal cap - Inch

Item no.	Size
YD-36M	36"

## STEEL RULERS

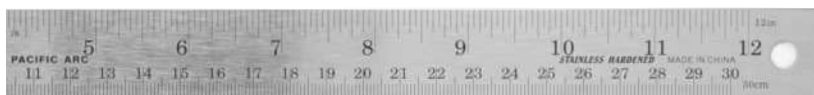
Pacific Arc steel rulers are made from hardened stainless steel with a brushed finish, feature etched graduations, and are constructed utilize a thicker steel to ensure both durability and flexibility. Available in a wide variety of graduations with either cork or rubber non-skid backings.

### HEAVY-DUTY



### Inch (8th, 16th, 32nd), metric (mm)

Item no.	Size	Item no.	Size
EEEM-06	6"/15cm	EEEM-36	36"/90cm
EEEM-12	12"/30cm	EEEM-42	42"/120cm
EEEM-18	18"/45cm	EEEM-48	48"/121cm
EEEM-24	24"/60cm	EEEM-60	60"/152cm



### Inch/metric w/ conversion table on back

Item no.	Size	Item no.	Size
SSME-06	6"/15cm	SSME-36	36"/100cm
SSME-12	12"/30cm	SSME-48	48"/120cm
SSME-18	18"/45cm	SSME-60	60"/150cm
SSME-24	24"/60cm		

## Inch (fully to 16ths, partially to 32nds)/Metric non-skid

**M Series (Cork-Backed)**

Item no.	Size	Item no.	Size
M-06	6"/15cm	M-18	18"/45cm
M-12	12"/30cm	M-24	24"/60cm
M-15	15"/38cm	M-36	36"/90cm

**ME Series (Rubber Backed)**

Item no.	Size	Item no.	Size
ME-06	6"/15cm	ME-18	18"/45cm
ME-12	12"/30cm	ME-24	24"/60cm
ME-15	15"/38cm	ME-36	36"/90cm

## Inch (fully to 32nds &amp; 64ths), non-skid

**E Series (Cork-Backed)**

Item no.	Size	Item no.	Size
E-06	6"	E-18	18"
E-12	12"	E-24	24"
E-15	15"	E-36	36"

**EE Series - Rubber Backed**

Item no.	Size	Item no.	Size
EE-06	6"	EE-18	18"
EE-12	12"	EE-24	24"
EE-15	15"	EE-36	36"

**P Series - Cork Backed**

Item no.	Size	Item no.	Size
P-06	6"	P-24	24"
P-12	12"	P-36	36"
P-18	18"		

**EP Series - Rubber Backed**

Item no.	Size	Item no.	Size
EP-06	6"	EP-18	18"
EP-12	12"	EP-24	24"
EP-15	15"	EP-36	36"



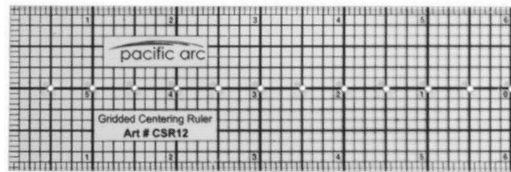
## SPECIALTY



Professional parallel rulers or gliders that combine the function of a parallel ruler, ruler, protractor, T-square, compass, and triangle all in one. Made of clear, thick acrylic and printed graduations. Houses a premium roller for smooth action that will not twist or turn.

### Professional Rolling Ruler

Item no.	Size
PA295	10"
PA296	14"



Made of 100% pure, clear acrylic, gridded centering rulers are break- and scratch-resistant, have an 1/8th grid over the entire surface, are fully divided to 1/16ths on both edges, and feature a centering rule in the middle. Great for graphic and layout work.

### Centering Ruler


Item no.	Size
CSR-12	12"
CSR-18	18"



Constructed from thick acrylic, the parallel ruler is designed to measure the distance between two points. Typically used to plot lines and directions on nautical charts.

### Parallel Ruler

Item no.	Size
RR-18	18"



Laser cut from thick, clear 100% pure acrylic, the graphic arts ruler boasts multiple graduations, including the following: pica, point, printers ruler, visual E scale, and 1/16th, plus a leading gauge. A truly vital tool for all graphic and layout artists. 3" wide by 12" long.

### Graphic Arts

Item no.	Size
PS-96	12"

## TAPE MEASURES



TP-5506

TP-7525W

### Tape Measure

Item no.	Description	Size
TP-5506	Dress Maker Tape: 6 ft / 1.5M	6'
TP-7525W	Tape Measure: 1 inch wide, 7.5 m / 25'	25'

## CALIPERS













### Calipers

Item no.	Description	Size
VC6-1001	Caliper: plastic vernier (inch/metric)	6"



# TRIANGULAR SCALES GRADUATION CHART

	BAMBOO 12" (color coded)	PLASTIC 12" (color coded)	PLASTIC 12" (white)	PLASTIC 12" (economy)	PLASTIC 4" mini (color coded)	PLASTIC 6" mini (color coded)	ALUMINUM 4" mini (color coded)	ALUMINUM 12"	ALUMINUM 18"	WOOD 18"
Construction Graduations										
<b>ARCHITECT</b> Open divided: 3/32, 3/16, 1/8, 1/4, 3/8, 1/2, 3/4, 1, 1H & 3 inches to the foot Fully divided: 16 parts to the inch		95120 T5120	92120	91120 91122	340	560 T560	98040	98120B	98180	
<b>ARCHITECT C</b> Open divided: 1, 1/2, 1/8, 1/4, 3/8, 3/4 inches to the foot		95300-C	92300-C							
<b>ENGINEER</b> Fully divided: 10, 20, 30, 40, 50 & 60 parts to the inch		95121 T5121	92121 92123	91121 91123 91121-J	341	561 T561 T-561BP	98041	98121B		95181 98121
<b>ENGINEER</b> 10, 20, 25, 30, 40, 50 Parts per Inch								95345		
<b>MECHANICAL ENGINEER</b> Fully divided: 16 & 50 parts to the inch Open divided: 1/4, 1/4, 1/2 & 1 inch to the foot 1/4, 1/2, 3/8 & 3/4 to the size.	96125	95125	92125	91125						
<b>METRIC 01</b> 1:100, 200, 300, 400, 500, 600	96301	95301	92301		310	515 T-1501				
<b>METRIC 02</b> 1:20, 33N, 40, 50, 80 100 or .05, .03, .025, .02125, .0	96302	95302 T-5302	92302	91302						
<b>METRIC 03</b> 1:00, 200, 250, 300, 400, 500, 600	96303	95303 T-5303	92303	91303						
<b>METRIC 04</b> 1:20, 25, 50, 75, 100, 125	96304	95304 T-5304	92304	91304		T-1504				
<b>METRIC 05</b> 1:500, 1000, 1250, 1500, 2000, 2500		95305 T-5305	92305	91305						
<b>METRIC 06</b> 1:1, 2, 25, 50, 75, 125	96306	95306	92306							
<b>METRIC 08</b> 1:2H, 5, 10, 20, 50, 100	96308	95308	92308							
<b>METRIC 09</b> 1:10, 20, 30, 40, 50, 60		T-5309								
<b>METRIC 14</b> 1:20, 25, 33N, 50, 75, 100		95314	92314							
<b>INCH METRIC A</b> Inch: 1/16, 1/32, 10, 50 metric: mm, cm		T-5300-A	92300-A	91300-A						
<b>INCH METRIC B</b> Inch: 1/2, 1/4, 32, full 50 metric: 0.1, 1:10, 50		T-5300-B		91300-A						

## FLAT SCALES GRADUATION CHART

### FOUR BEVEL

#### CONSTRUCTION



	12"		6"	
<b>ARCHITECT</b> Open divided: 1/8, 1/4, 1/2, 3/4, 1-1/2, & 3 Inches to the foot	3120		260	
<b>ARCHITECT</b> 1/16, 1/8, 1/4, 1 Inches to the foot	412			
<b>ENGINEER</b> Fully divided: 10, 20, 40, 50 parts to the inch	261 3121			
<b>ENGINEER</b> Fully divided: 10, 30, 40, 50 parts to the inch	263			
<b>METRIC</b> 1:1, 100, 20, 200, 5, 500, 1250, 2500	3030		215	
<b>COMBO</b> 1,1/2 in to the foot Metric: 1:300	121			

### TWO BEVEL


#### CONSTRUCTION



	12"	
<b>MECHANICAL ENGINEER</b> 16 & 32 parts to the Inch 32 & 50 parts to the Inch	201 202	
<b>ARCHITECT</b> 16 & 32 parts to the Inch	S-1112A	

## TRIANGULAR SCALES

Professional grade wood core triangular scales from Italy and Japan. Featuring etched graduations 18" length.



### Professional, (Wood core - Engineer)

Item no.	Description	Size
98121	Fully divided: 10, 20, 30, 40, 50, & 60 parts to the inch (Made in Italy)	18"
95181	Fully divided: 10, 20, 30, 40, 50, & 60 parts to the inch (Made in Japan)	18"

Triangular scales constructed of aluminum with precisely etched graduations on the surface. Made in Poland, unless otherwise indicated, and of the highest quality.




### Professional, Aluminum

Item no.	Description	Graduations	Size
98040	Silver (architect)	Open divided: 3/32, 3/16, 1/8, 1/4, 3/8, 1/2, 3/4, 1, 1 1/2, & 3 inches to the foot, Fully divided: 16 parts to the inch.	4" / 10cm
98041	Silver (engineer)	Fully divided: 10, 20, 30, 40, 50, & 60 parts to the inch	4" / 10cm
98120B	Black (architect)	Open divided: 3/32, 3/16, 1/8, 1/4, 3/8, 1/2, 3/4, 1, 1 1/2, & 3 inches to the foot, Fully divided: 16 parts to the inch.	12" / 30cm
98121B	Black (engineer)	Fully divided: 10, 20, 30, 40, 50, & 60 parts to the inch	12" / 30cm
98180	Architect	Open divided: 3/32, 3/16, 1/8, 1/4, 3/8, 1/2, 3/4, 1, 1H, & 3 inches to the foot, Fully divided: 16 parts to the inch. (Made in Japan)	18" / 45 cm
98120A	Architect	NEW Scale: triangular, aluminum, silver - architect (Made in China)	12" / 30cm
98121A	Engineer	NEW Scale: triangular, aluminum, silver - engineer (Made in China)	12" / 30cm

The professionals' choice, bamboo core triangular scales provide precise graduations etched on premium white color-coded plastic facings for superior performance.

Bamboo cores provide exceptionally strong and warp-free service that lasts for years.



### 12": Professional, Bamboo- Color coded (Made in Japan)

Item no.	Description	Graduations	Size
96125VS	Scale: mech engineer	Open divided: 1/8, 1/4, 1/2, & 1 inch to the foot; 1/4, 1/2, 3/8, & 3/4 to the size; Fully divided: 10, 20, 30, 40, 50, & 60 parts to the inch	12"
96301VS	Scale: metric 01	Fully divided: 1:100, 200, 300, 400, 500, & 600	30cm
96302VS	Scale: metric 02	Fully divided: 1:20, 33 1/3, 40, 50, 80, or 100; or .05, .03, .02, .0125, .01	30cm
96303VS	Scale: metric 03	Fully divided: 1:100, 200, 250, 300, 400, & 500	30cm
96304VS	Scale: metric 04	Fully divided: 1:20, 25, 50, 75, 100, & 125	30cm
96305VS	Scale: metric 05	Fully divided: 1:500, 1000, 1250, 1500, 2000, & 2500	30cm
96306VS	Scale: metric 06	Fully divided: 1:1, 2, 25, 50, 75, & 125	30cm
96308VS	Scale: metric 08	Fully divided: 1:2 1/2, 5, 10, 20, 50, & 100	30cm

Premium scholastic triangular scales provide precise graduations etched on premium yellow-colored plastic for exact performance at an affordable price.



### 12": Premium Scholastic, Yellow plastic - (Made in Japan)

Item no.	Description	Graduations	Size
91123-J	Engineer, yellow	Fully divided: 10, 20, 30, 40, 50, & 60 parts to the inch.	12"



**Premium** plastic core triangular scales provide precise graduations etched on premium white color-coded plastic for precise performance. Made in Japan unless otherwise indicated.



## 12": Professional, Plastic, Color Coded (Made in Japan)

Item no.	Description	Graduations	Size
95120	architect	Open divided: 3/32, 3/16, 1/8, 1/4, 3/8, 1/2, 3/4, 1, 1 1/2, & 3 inch to the foot, fully divided: 16 parts to the inch	12"
95121	engineer	Fully divided: 10, 20, 30, 40, 50, & 60 parts to the inch.	12"
95125	mechanical engineer	Open divided: 1/8, 1/4, 1/2, & 1 inch to the foot; 1/4, 1/2, 3/8, & 3/4 to the size, fully divided: 16 & 50 parts to the inch. (Made in Poland)	12"
95300-B	inch/metric B	Inch: 1/16, 1/32, 10, & full 50; metric: 0.1, 1:10, 50	12"
95300-A	inch/metric A	Inch: 1/2, 1/4, 32, & 50; metric: mm, cm	12"
95301	metric 01	Fully divided: 1:100, 200, 300, 400, 500, & 600	12"
95302	metric 02	Fully divided: 1:20, 33 1/3, 40, 50, 80, or 100; or .05, .03, .02, .0125, .01	12"
95303	metric 03	Fully divided: 1:100, 200, 250, 300, 400, & 500	12"
95304	metric 04	Fully divided: 1:20, 25, 50, 75, 100, & 125	12"
95305	metric 05	Fully divided: 1:500, 1000, 1250, 1500, 2000, & 2500	12"
95306	metric 06	Fully divided: 1:1, 2, 25, 50, 75, & 125	12"
95308	metric 08	Fully divided: 1:2H, 5, 10, 20, 50, & 100	12"
95314	metric 14	Fully divided: 1:2H, 5, 10, 20, 50, & 100	12"
95345	engineer	10, 20, 25, 30, 40, 50 to the inch (Made in Poland)	12"

**Professional** premium slender core design with the same precise graduations found on all our Japanese scales. Two different colors (as indicated) without color coding.



## 12": Professional, Plastic (Made in Japan)

Item no.	Description	Graduations	Size
92120	Architect	Open divided: 3/32, 3/16, 1/8, 1/4, 3/8, 1/2, 3/4, 1, 1 1/2, & 3 inch to the foot, Fully divided: 16 parts to the inch.	12"
92121	Engineer	Fully divided: 10, 20, 30, 40, 50, & 60 parts to the inch.	12"
92122	Architect-yellow	Open divided: 3/32, 3/16, 1/8, 1/4, 3/8, 1/2, 3/4, 1, 1 1/2, & 3 inch to the foot, Fully divided: 16 parts to the inch.	12"
92123	Engineer-yellow	Fully divided: 10, 20, 30, 40, 50, & 60 parts to the inch.	12"
92300-A	Inch/metric A	Inch: 1/16, 1/32, 10, 50, & metric: mm, cm	12"
92301	Metric 01	Fully divided: 1:100, 200, 300, 400, 500, & 600	12"
92302	Metric 02	Fully divided: 1:20, 33 1/3, 40, 50, 80, or 100 or .05, .03, .02, .0125, .01	12"
92303	Metric 03	Fully divided: 1:100, 200, 250, 300, 400, & 500	12"
92304	Metric 04	Fully divided: 1:20, 25, 50, 75, 100, & 125	12"
92305	Metric 05	Fully divided: 1:500, 1000, 1250, 1500, 2000, & 2500	12"
92306	Metric 06	Fully divided: 1:1, 2, 25, 50, 75, & 125	12"
92307	Metric 07	Fully divided: 1:1, 2, 5, 10, 20, & 50	12"
92308	Metric 08	Fully divided: 1:2 1/2, 5, 10, 20, 50, & 100	12"
92314	Metric 14	Fully divided: 1:2 1/2, 5, 10, 20, 50, & 100	12"


**Collegiate** plastic triangular scales feature color coding and provide accurate performance for those on a budget.



## 12": Collegiate, Plastic, Color Coded (Made in China)

Item no.	Description	Graduations	Size
T-5120	Scale: architect	Open divided: 3/32, 3/16, 1/8, 1/4, 3/8, 1/2, 3/4, 1, 1 1/2, & 3 inch to the foot, Fully divided: 16 parts to the inch.	12"
T-5121	Scale: engineer	Fully divided: 10, 20, 30, 40, 50, & 60 parts to the inch.	12"
T-5300-B	Scale: Inch/Metric B	Inch: 1/2, 1/4, 32, full 50 metric 0.1, 1:10, 50	12"
T-5302	Scale: metric 02	Fully divided: 1:20, 33 1/3, 40, 50, 80, or 100; or .05, .03, .02, .0125, .01	30 cm
T-5303	Scale: metric 03	Fully divided: 1:100, 200, 250, 300, 400, & 500	30 cm
T-5304	Scale: metric 04	Fully divided: 1:20, 25, 50, 75, 100, & 125	30 cm
T-5305	Scale: metric 05	Fully divided: 1:500, 1000, 1250, 1500, 2000, & 2500	30 cm
T-5309	Scale: metric 09	Fully divided: 1:500, 1000, 1250, 1500, 2000, & 2500	30 cm

**Economy** triangular scales are white and ideal when budgets are at a minimum.



#### 12": Scholastic, Plastic, Plain (Made in China)

Item no.	Description	Graduations	Size
91120	Scale: architect	Open divided: 3/32, 3/16, 1/8, 1/4, 3/8, 1/2, 3/4, 1, 1 1/2, & 3 inch to the foot, fully divided: 16 parts to the inch	12"
91121	Scale: engineer	Fully divided: 10, 20, 30, 40, 50, & 60 parts to the inch	12"
91125	Scale: mechanical engineer	Open divided: 1/8, 1/4, 1/2, & 1 inch to the foot; 1/4, 1/2, 3/8, & 3/4 to the size, fully divided: 16 & 50 parts to the inch	12"
91300-B	Scale: Inch/metric B	Inch: 1/16, 1/32, 10, & full 50; metric: 0.1, 1:10, 50	12"
91300-A	Scale: inch/metric A	Inch: 1/2, 1/4, 32, & 50; metric: mm, cm	12"
91302	Scale: metric 02	Fully divided: 1:20, 33 1/3, 40, 50, 80, or 100; or .05, .03, .02, .0125, .01	30 cm
91303	Scale: metric 03	Fully divided: 1:100, 200, 250, 300, 400, & 500	30 cm
91304	Scale: metric 04	Fully divided: 1:20, 25, 50, 75, 100, & 125	30 cm
91305	Scale: metric 05	Fully divided: 1:500, 1000, 1250, 1500, 2000, & 2500	30 cm

**Professional** triangular scales are color coded for easy use.



#### 6": Professional, Plastic, Color Coded (Made in Japan)

Item no.	Description	Graduations	Size
560VS	Scale: architect	Open divided: 3/32, 3/16, 1/8, 1/4, 3/8, 1/2, 3/4, 1, 1 1/2, & 3 inch to the foot, fully divided: 16 parts to the inch	6"
561VS	Scale: engineer	Fully Divided: 10, 20, 30, 40, 50, & 60 parts to the inch	6"
515VS	Scale: metric 01	Fully Divided: 1:100, 200, 300, 400, 500, & 600	15 cm


**Quality collegiate plastic** triangular scales (color coded) provide accurate performance for those on a budget.



#### 6": Collegiate, Plastic, Color Coded (Made in China)

Item no.	Description	Graduations	Size
T-560	Architect	Open divided: 3/32, 3/16, 1/8, 1/4, 3/8, 1/2, 3/4, 1, 1 1/2, & 3 inch to the foot, fully divided: 16 parts to the inch	6"
T-560BP	Architect	Open divided: 3/32, 3/16, 1/8, 1/4, 3/8, 1/2, 3/4, 1, 1 1/2, & 3 inch to the foot, fully divided: 16 parts to the inch	6"
T-561	Engineer	Fully divided: 10, 20, 30, 40, 50, & 60 parts to the inch	6"
T-561BP	Engineer	Fully divided: 10, 20, 30, 40, 50, & 60 parts to the inch	6"
T-1501	Metric 01	Fully divided: 1:100, 200, 300, 400, 500, & 600	15 cm
T-1504	Metric 04	Fully divided: 1:20, 33 1/3, 40, 50, 80, or 100; or .05, .03, .02, .0125, .01	15 cm

**Professional 4" pocket scales** feature high-impact plastic cores and color coding. Graduations are etched into the surface and offer precise performance.

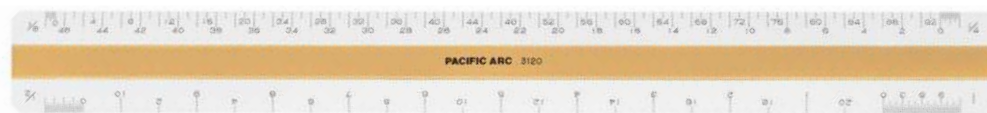


#### 4": Professional, Plastic, Color Coded (Made in Japan)

Item no.	Description	Graduations	Size
340VS	Architect	Open divided: 3/32, 3/16, 1/8, 1/4, 3/8, 1/2, 3/4, 1, 1 1/2, & 3 inch to the foot, fully divided: 16 parts to the inch	4"
341VS	Engineer	Fully divided: 10, 20, 30, 40, 50, & 60 parts to the inch	4"
310VS	Metric 01	Fully divided: 1:100, 200, 300, 400, 500, & 600	10 cm

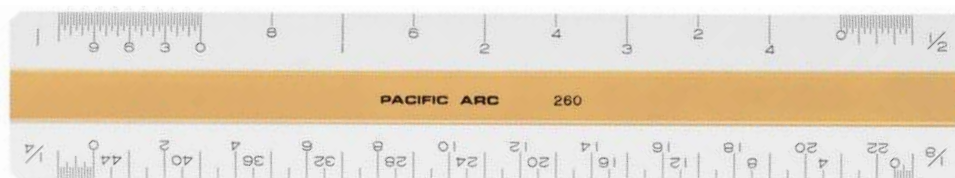
## FLAT SCALES

High-impact premium plastic flat scales feature finely etched graduations. Made in Japan.




### 12": Four Bevel, professional, plastic (Made in Japan)

Item no.	Description	Graduations	Size
3120PC	Scale: architect	Open divided: 3/32, 3/16, 1/8, 1/4, 3/8, 1/2, 3/4, 1, 1 1/2, & 3 inch to the foot, fully divided: 16 parts to the inch	12"
3121PC	Scale: engineer	Fully divided: 10, 20, 30, 40, 50, & 60 parts to the inch	12"
3030PC	Scale: metric	Fully divided: 1:1, 5, 20, 100, 200, 500, 1250, & 2500	30 cm
4012	Scale: architect	Open divided: : 3/32, 3/16, 1/8, 1/4, 3/8, 1/2, 3/4, 1, 1 1/2, & 3 inch to the foot, Fully divided: 16 parts to the inch	12"
121M	Scale: combo	Combo: 1, 1/2 in to the foot Metric: 1:300, 4 Bevel	12"/30 cm



### 6": Four Bevel, professional, plastic (Made in Japan)

Item no.	Description	Graduations	Size
260VS	Scale: architect	Open divided: 1/8, 1/4, 1/2, 3/4, 1 1/2, & 3 inches to the foot	6"
261VS	Scale: engineer	Fully divided: 10, 20, 40, 50 parts to the inch	6"
263VS	Scale: engineer	Fully divided: 10, 30, 40, 50 parts to the inch	6"
215VS	Scale: metric	Metric: 1:1, 100, 20, 200, 5, 500, 1250, 2500	15 cm
215PC	Scale: metric	Metric: 1:1, 100, 20, 200, 5, 500, 1250, 2500	15 cm



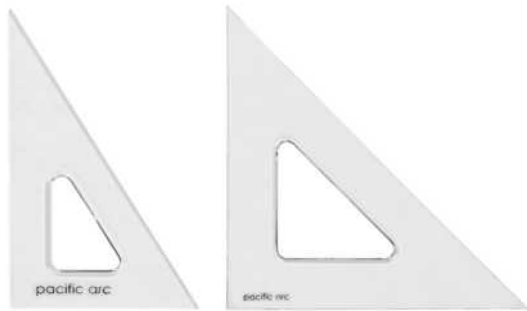
### 12": Two/Opposite Bevel, professional, plastic (Made in Japan)

Item no.	Description	Graduations	Size
S-1112A	Scale: 1/16th (192 ft) & 1/32nd	Combo, Fully divided: 16 and 32	12"
201	Scale: 1/16th & 1/32nd of the inch	Combo, Fully divided: mechanical engineer, 16 and 32 parts to the inch	12"
202	Scale: 1/32nd & 1/50th of the inch	Combo, Fully divided: inches, metric	12"



# TRIANGLES


## SCHOLASTIC (POLYSTYRENE)



### CLEAR (PLAIN EDGE)

30/60 Degree		45/90 Degree	
Item no.	Size	Item no.	Size
STC360-04	4"	STC450-04	4"
STC360-06	6"	STC450-06	6"
STC360-08	8"	STC450-08	8"
STC360-10	10"	STC450-10	10"
STC360-12	12"	STC450-12	12"


Clear triangles made from 0.08" polystyrene with plain edges and fingerlifts in the center hole.



### FLUORESCENT (INKING EDGE)

30/60 Degree		45/90 Degree	
Item no.	Size	Item no.	Size
STF360-04	4"	STF450-04	4"
STF360-06	6"	STF450-06	6"
STF360-08	8"	STF450-08	8"
STF360-10	10"	STF450-10	10"
STF360-12	12"	STF450-12	12"
STF360-14	14"		

Fluorescent tinted triangles made from 0.08" polystyrene feature inking edges and finger lifts.




### SMOKE (INKING EDGE)

30/60 Degree		45/90 Degree	
Item no.	Size	Item no.	Size
STS360-04	4"	STS450-04	4"
STS360-06	6"	STS450-06	6"
STS360-08	8"	STS450-08	8"
STS360-10	10"	STS450-10	10"
STS360-12	12"	STS450-12	12"
STS360-14	14"		

Smoke tinted triangles made from 0.08" polystyrene feature inking edge and finger lifts.

## SETS GRADUATED




One of the best values on the market. Designed specifically for students, crafters, and professionals on a budget. Made of acrylic, graduated in inches and metric, and feature protractor cut outs in the center to enhance their value. Packed in a reusable plastic case.

### 45/90 Degree

Item no.	Size
TR-8W	2 pc set: 1 ea 30/60 & 45/90 degree triangles 8"
TR-10W	2 pc set: 1 ea 30/60 & 45/90 degree triangles 10"
TR-12W	2 pc set: 1 ea 30/60 & 45/90 degree triangles 12"

## PROFESSIONAL

C Series clear triangles are created from thick, pure acrylic; the edges will not break down or feather like polystyrene triangles, making them an even greater value. Transparent. Plain edge.




### CLEAR (PLAIN EDGE)

30/60 Degree			
Item no.	Size	Item no.	Size
2030C-04	4"	2030C-18	18"
2030C-06	6"	2030C-20	20"
2030C-08	8"	2030C-22	22"
2030C-10	10"	2030C-24	24"
2030C-12	12"	3030C-18	18"
2030C-14	14"	3030C-24	24"
2030C-16	16"		

45/90 Degree			
Item no.	Size	Item no.	Size
2045C-04	4"	2045C-18	18"
2045C-06	6"	2045C-20	20"
2045C-08	8"	2045C-22	22"
2045C-10	10"	2045C-24	24"
2045C-12	12"	3045C-16	16"
2045C-14	14"		
2045C-16	16"		

F Series fluorescent triangles are made from pure thick acrylic; the edges will not break down or feather like polystyrene triangles, making them an even greater value. Fluorescent orange so they are easily located on any surface.




### FLUORESCENT (PLAIN EDGE)

30/60 Degree			
Item no.	Size	Item no.	Size
2030F-04	4"	2030F-18	18"
2030F-06	6"	2030F-20	20"
2030F-08	8"	2030F-22	22"
2030F-10	10"	2030F-24	24"
2030F-12	12"	3030F-24	24"
2030F-14	14"		
2030F-16	16"		

45/90 Degree			
Item no.	Size	Item no.	Size
2045F-04	4"	2045F-18	18"
2045F-06	6"	2045F-20	20"
2045F-08	8"	2045F-22	22"
2045F-10	10"	2045F-24	24"
2045F-12	12"	3045F-16	16"
2045F-14	14"	3045F-24	24"
2045F-16	16"		

TG Series topaz triangles are created from pure thick acrylic; the edges will not break down or feather like polystyrene triangles, making them an even greater value. Subtle topaz tint so they are easily located on any surface. Finger lifts make for easy gripping. Inking edge.




### TOPAZ (INKING EDGE)

30/60 Degree			
Item no.	Size	Item no.	Size
2030TG-04	4"	2030TG-16	16"
2030TG-06	6"	2030TG-18	18"
2030TG-08	8"		
2030TG-10	10"		
2030TG-12	12"		
2030TG-14	14"		

45/90 Degree			
Item no.	Size	Item no.	Size
2045TG-04	4"	2045TG-16	16"
2045TG-06	6"	2045TG-18	18"
2045TG-08	8"		
2045TG-10	10"		
2045TG-12	12"		
2045TG-14	14"		

Features 0.12" thick, clear acrylic with a metal cutting edge on one edge and inking edges on the others.



### CLEAR (METAL CUTTING EDGE)

30/60 Degree	
Item no.	Size
3030MG-08	8"
3030MG-14	14"
3030MG-16	16"
3030MG-18	18"

45/90 Degree	
Item no.	Size
3045MG-12	12"
3045MG-16	16"

## ADJUSTABLE TRIANGLES

Professional adjustable triangles are crafted from thick acrylic and marked with a rise (12) in tangent, seconds, and degrees. The 2000 series features clear acrylic construction with an inking edge. The 3000 series features a topaz transparent acrylic with a plain edge.



### Clear-Inking edge

Item no.	Size
2008G	8"
2010G	10"
2012G	12"
2010G-BP	10"



### Topaz-Plain edge

Item no.	Size
3008TG	8"
3010TG	10"
3012TG	12"


## PROTRACTORS

Professional protractors are made from pure, clear acrylic for longevity of usage and increased value. Graduations are etched onto the surface to prevent wearing off. Individually poly-wrapped.



### 180 Degree

Item no.	Size
P-4S	4"
P-6S	6"
P-8S	8"
P-10S	10"
P-12S	12"



### 360 Degree

Item no.	Size
P-4F	4"
P-6F	6"
P-8F	8"
P-10F	10"
P-12F	12"

## CURVES

### FRENCH CURVES (COLLEGIATE)

Pacific Arc French curve sets are constructed from polystyrene with smooth inking edges. The set of 3 comes in a reusable sleeve and the 8-piece set comes boxed.


#### SETS

Item no.	Size
FC-3000	3-pieces
FC-8000	8-pieces



FC-8000

### FLEXIBLE CURVES (PROFESSIONAL)



#### PLAIN

Item no.	Size
FXC-12	12"
FXC-16	16"
FXC-18	18"
FXC-24	24"
FXC-30	30"
FXC-36	36"

#### GRADUATED

Item no.	Size	Item no.	Size
FXCG-12	12"	FXCG-32	32"
FXCG-16	16"	FXCG-40	40"
FXCG-18	18"		
FXCG-20	20"		
FXCG-24	24"		

Professional flexible curves enable the creation of an infinite number of curves to meet the professional's every need. Designed to dependably hold the curve, they are set to with inking edges. The graduated version features imperial and metric units.

## FRENCH (INDIVIDUAL)



### PROFESSIONAL (ACRYLIC)

Item no.	Size	Item no.	Size	Item no.	Size	Item no.	Size
F-6	5.25"	F-15	8.75"	F-19	10.75"	F-26	6.5"
F-8	6"	F-16	8.5"	F-20	11"	F-27	8"
F-10	6.5"	F-17	8.75"	F-21	12.5"	F-28	11.75"
F-12	6.5"	F-17B	7.75"	F-23	12"	F-45	4.75"
F-13	8.5"	F-18	10.25"	F-24	14"	F-46	6.375"
F-14	7"	F-18B	8.5"	F-25	17.375"	F-47	8.375"

Made from pure, clear acrylic to ensure their longevity of usage and their value. Pacific Arc carries a full line of professional curves, all of which are individually poly-wrapped with a plain edge.



# T SQUARES



## TCE SERIES (Acrylic) Inch/Metric (removable head)

Item no.	Size	Item no.	Size
TCE-18	18"	TCE-36	36"
TCE-24	24"	TCE-42	42"
TCE-30	30"		

Constructed from clear, heavy acrylic and featuring a graduated (inch/metric) blade, the unique detachable head design allows easy transport. The blade can be used separately as a straight edge and ruler.



## TSQ SERIES (Wood and Acrylic Edge), (Plain)

Item no.	Size	Item no.	Size
TSQ-18	18"	TSQ-36	36"
TSQ-24	24"	TSQ-42	42"
TSQ-30	30"	TSQ-48	48"

Traditional professional T squares feature solid wood blade with natural woodgrain and clear acrylic edges with inking lift. Affixed with five screws to full-sized wood head.



## ATQ SERIES (Plastic and Aluminum), (Inch/Metric)

Item no.	Size	Item no.	Size
ATQ012	12"	ATQ030	30"
ATQ018	18"	ATQ036	36"
ATQ024	24"	ATQ048	48"

Made of extruded aircraft grade aluminum with wide, impact-resistant plastic heads for a lightweight feel. Graduated in both metric and imperial, the blade is a full 1.5" wide and 1.5 mm thick.



## SSTQ SERIES (Stainless steel blade), (Plain)

Item no.	Size	Item no.	Size
SSTQ-18	18"	SSTQ-36	36"
SSTQ-24	24"	SSTQ-42	42"
SSTQ-30	30"	SSTQ-48	48"

Highest quality professional T-square, SSTQ-series features pure stainless steel blade affixed to a solid metal head. The best on the market.



## SPTQ SERIES (Stainless steel blade), (Inch/Pica)

Item no.	Size	Item no.	Size
SPTQ-2018	18"	SPTQ-2036	36"
SPTQ-2024	24"	SPTQ-2042	42"
SPTQ-2030	30"	SPTQ-2048	48"

Using the same highest quality components as our other stainless steel T-squares, the SPTQ-series adds the convenience of highly accurate, finely etched graduations in hard-to-find inch & pica.



## SMTQ SERIES (Stainless steel blade), (Inch/Metric)

Item no.	Size	Item no.	Size
SMTQ-1018	18"	SMTQ-1036	36"
SMTQ-1024	24"	SMTQ-1042	42"
SMTQ-1030	30"	SMTQ-1048	48"

Features a pure stainless steel blade affixed to a solid metal head and built to last. The blade comes with accurate and finely etched graduations in imperial and metric.



## SWTQ SERIES (Stainless steel 2" Wide Blade), (Plain)

Item no.	Size	Item no.	Size
SWTQ-18	18"	SWTQ-36	36"
SWTQ-24	24"	SWTQ-42	42"
SWTQ-30	30"		

The SWTQ series features a 2" wide and 0.08" thick blade attached to a sturdy metal head. Plain.

## COMPASSES

### ELITE PRO SERIES

New to the Pacific Arc family, the **Elite Pro** Series of instruments offers professionals the quality feel and performance of precisely engineered creative tools. Made in Germany using the finest raw materials and proven manufacturing techniques, **Elite Pro** will provide years of flawless performance for the discerning and demanding professional.

### ELITE PRO SPRINGBOW

Traditional "hoop" bow compass design features a fixed leg with center adjustment wheel.



PBA-504C




Fixed leg compass with spare lead

PBA-505



Fixed leg compass with ruling pen.

PBA505CEX




Fixed leg compass with ruling pen & extension bar

## ELITE PRO SPEEDBOW

Allows rapid changing of circumference by simply pulling on the legs. Comes with double break legs.



PBS903CEX




Double break-leg compass with extension bar & spare lead

## ELITE PRO JETBOW

Features push-button release for quick adjustment and extremely fine center wheel for accuracy. Double break legs and fine craftsmanship deliver top performance for the discerning professional.




### PBJ9100



Pro-series Jetbow compass with two ruling pens, lead pointer, extension bar, small bow compass, divider, replaceable needle point, click-advance leadholder, & spare lead.

### PBJ9120CEX



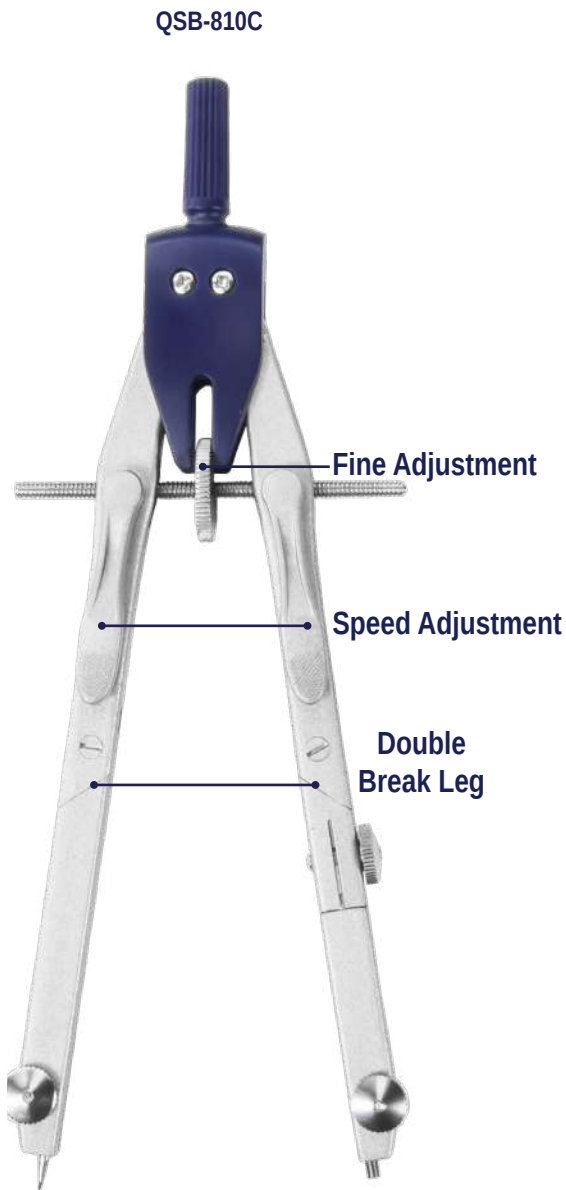
Pro-series Jetbow compass with extension bar, ruling pen, & spare lead.



## SPEEDBOW

**QSB Series Speedbow compass** features High quality Speedbow compass that adjusts two ways: press the buttons on the legs for extremely fast adjustment or use the center wheel for fine adjustment.

**QSB 810C** features our signature 6" QSB-series compass with universal adaptor and spare leads.




**QSB-810CEX**



- 6" Break leg compass
- Universal adaptor
- Extension bar
- Spare leads

**QSB-8050**



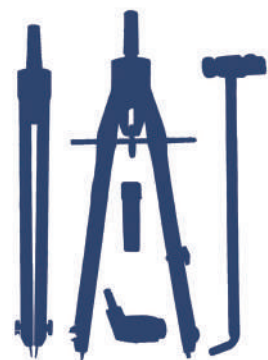
- 6" Break leg compass
- Universal adaptor
- 6" divider
- Spare leads

**QSB-8020**



- 6" Break leg compass
- Universal adaptor
- Ruling pen
- Spare leads

**QSB-8050CEX**



- 6" Break leg compass
- Universal adaptor
- 6" divider
- Extension bar
- Spare leads

**QSB-8020CEX**



- 6" Break leg compass
- Universal adaptor
- 6" divider
- Extension bar
- Spare leads

**QSB-1100**




- 6" Break leg compass
- Universal adaptor
- 6" divider
- Extension bar
- Ruling pen
- Spare leads
- Spare parts kit

## RAPIDBOW

### PQA Series Rapidbow Compass

High quality Rapidbow compass can be quickly adjusted by simply pulling on the legs or finely adjusting by using the center wheel.

PQA-610C



- 6" Break leg compass
- Universal adaptor
- Spare Leads

PQA-610CEX



- 6" Break leg compass
- Universal adaptor
- Extension bar
- Spare leads

PQA-6050



- 6" Break leg compass
- Universal adaptor
- 6" Divider
- Spare leads

PQA-6020



- 6" Break leg compass
- Universal adaptor
- Ruling pen
- Spare leads

PQA-6050CEX



- 6" Break leg compass
- Universal adaptor 6" Divider
- Extension bar
- Spare leads

PQA-6020CEX



- 6" Break leg compass
- Universal adaptor
- Extension bar
- Ruling pen
- Spare leads

PQA-1100



- 6" Break leg compass
- Universal adaptor
- 6" Divider
- Extension bar
- Ruling pen
- Spare leads
- Spare parts kit


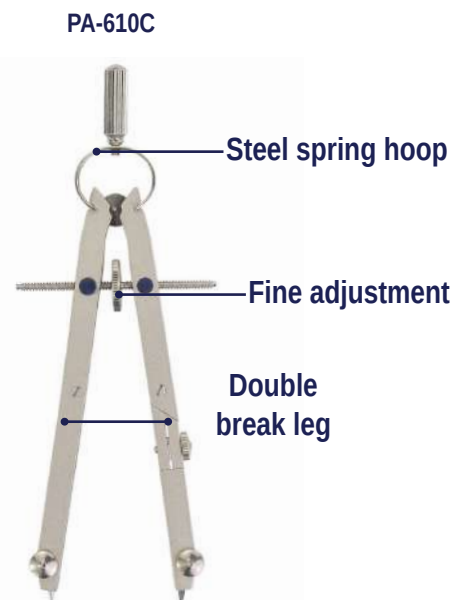

## SPRINGBOW

### PA Series Springbow Compass Series:

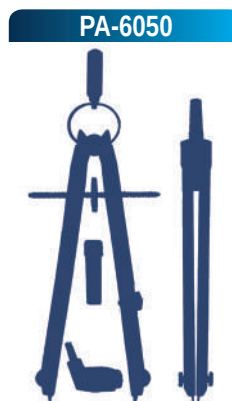
Traditional Springbow compass features a true steel hoop for longevity and reliability. Features center wheel for fine adjustments.

**PA-605L** features fixed legs for simple, accurate performance and represents the very best value on the market.


**PA-610C** features a double break leg that allows for the use of an extension bar, universal adaptor, and/or ruling pen, greatly enhancing its functionality.



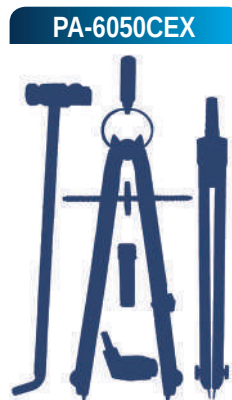
- 6" Break leg compass
- Universal adaptor
- Extension bar
- Spare leads



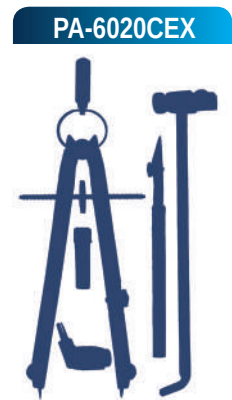
- 6" Break leg compass
- Universal adaptor
- 6" Divider
- Spare leads



- 6" Break leg compass
- Universal adaptor
- Ruling pen
- Spare leads



- 6" Break leg compass
- Universal adaptor
- 6" Divider
- Extension bar
- Spare leads



- 6" Break leg compass
- Universal adaptor
- Extension bar
- Ruling pen
- Spare leads



- 6" Break leg compass
- Universal adaptor
- 6" Divider
- Extension bar
- Ruling Pen
- Spare Leads
- Spare parts kit



- 6" Break leg compass
- Universal adaptor (2)
- 6" Divider
- Extension bar
- Ruling Pen (2)
- Spare Leads
- 4 1/2" bow compass

## DIVIDERS



### Elite Pro Series-Professional

Item no.	Description
PA-760D	Divider, friction: 6"

Elite Pro professional divider with smooth friction gear head design. Made in Germany.



### Equal Spacing Divider

Item no.	Description
PA-0600	6"

Equal spacing dividers are constructed from the highest-quality stainless steel for years of trouble-free performance. Used in form design, model development, textile design, etc., the 11 points create ten equal spaces. Carrying case is included.



### Collegiate Friction Divider

Item no.	Description	
PA-6D	Traditional friction divider	6"
PA-6DW-VS	Double break leg friction divider	6"
EKG-4D	Medical friction divider	4"

Pacific Arc friction dividers come in multiple variations to suit the needs of the user. They are best used for measuring, transferring lengths, or marking distances and drawing circles.

## COMPASS ACCESSORIES

The Pro-series ruling pen is composed of a steel nib with nickel plating with 4 mm shaft. Features a 1.5" long adjustable oval blade to create thick and thin line widths.



### Elite Pro Ruling Pen

Item no.	Description
PA-RPO	Elite Pro Series: Ruling Pen, oval blade (Made in China)

Collegiate series ruling pens feature two different-sized shafts with removable nibs that fit into our line of compass sets. Fits all Pacific Arc full sized compasses with break leg excluding Pro series.



### Collegiate Ruling Pens

Item no.	Description
RL-505	4.0 mm
RL-405	3.5 mm

Available in a variety of sizes and work with most instrument. Fits all Pacific Arc full-sized compasses with break leg *except* Pro-series.

Fits all Pacific Arc full-sized compasses with break leg *except* Pro-series.

Fits all Pacific Arc full sized compasses with break leg *except* Pro-series. The bar increases the total diameter of circles that can be drawn.



### Collegiate Universal Adaptors

Item no.	Description
UNI-4	4.0 mm
UNI-35	3.5 mm
UNI-10	4.0 mm

### Collegiate Spare Parts

Item no.	Description	Grade
LC-2	Leads: for compasses	2 mm
NP-1	Needle: for compasses	2 mm
SP-200	Kit: spare parts	assorted

### Collegiate Extension Bar

Item no.	Description
EX-600	6"



## PANTOGRAPHS




Pantograph from Pacific Arc is constructed from strong, lightweight aluminum and allows for easy reproduction of any drawing to scale or enlarged or reduced up to a factor of 8.

### Collegiate Pantograph

Item no.	Description
PA-008	20.75" x 8"

## ELITE PRO PROFESSIONAL BEAM COMPASSES

Made in Germany using the finest materials and proven manufacturing techniques, the Elite Pro beam compass allows the user to draw circles up to 48" in diameter. Each beam compass set includes two beam bars, one coupling, ruling pen, pencil, divider legs, spare leads, and needlepoint.



### Plain

Item no.	Description
PBC-961B	Beam Compass, plain

### Graduated

Item no.	Description
PBC-961X	Beam Compass, graduated

### Accessories

Item no.	Description
PBC-61A	Pencil Leg
PBC-61B	Point Leg
PBC-61C	Ruling Pen
PBC-61D	Bar Slide Assembly
PBC-61E	Coupling
PBC-E13	Extension Bar, 13"
PBC-E24	Extension Bar, 24"

## TEMPLATES AND LETTERING GUIDES

Useful, versatile, and inexpensive, the Ames Lettering Guide is simple to operate and provides:

- three different systems of letters most widely used by draftsmen.
- drawing the two slope lines a means of drawing guide lines for letters from 1/16"-1.5" in height
- can be used for cross-sectioning, drawing brick, siding shingles, etc.



PT-726



PT-7108



PT-704



100-0410

### LETTERING

Item no.	Description	Size	Item no.	Description	Size
PT-726	Modern Bold Lettering, 1/8", 3/16", & 1/4" capitals	2" x 10"	PT-704	Lettering Aide	3.375" x 6.875"
PT-7108	Standard Lettering Guide, 1/8", 3/16", 1/4"	9.5" x 1.875"	100-0410	Lettering Guide: Ames	universal

# TEMPLATES

Pacific Arc templates are essential tools made for exacting specifications.

All cutouts are clean and free from imperfections, enabling the production of perfect shapes every time.

An exceptional value and ready for immediate display on pegboards or other retail settings.

## CIRCLE

Item no.	Description	Size	Item no.	Description	Size
PT-111	Large Circle Master, 11 circles, 1.5" to 3.5"	8.5" x 11"	PT-145	Circle Master, 45 circles, 1/16" to 2.25"	7.5" x 8.5"
PT-138	Small Circle Master, 40 circles, 1/32" to 1-5/8"	6.25" x 9.75"	PT-148M	Combo Metric Circle Master, 2mm to 50mm	9" x 9"
PT-139	Circle Template, 55 from 3/64" to 1.625"	4.75" x 8"	PT-154	Circle Radius Master, 48 circles, 3/64" to 7"	7.5" x 10"
PT-144	Circle Master II, 44 from 1/16" to 3"	7" x 9.25"			




PT-111




PT-138



PT-139



PT-144



PT-145



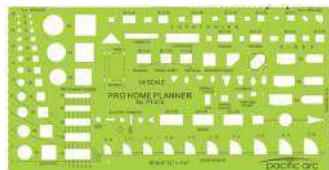
PT-148M




PT-154

## ARCHITECTURAL

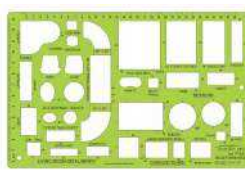
Item no.	Description	Size	Item no.	Description	Size
PT-212	Pro Home Planner, 112 openings, 1/8" scale	5.125" x 9.75"	PT-283	Pro Plumbing Elevation, 86 openings, 1/4", 1/8", 1/2"	5.5" x 9.75"
PT-215	Professional House Plan, 104 openings, 1/4" scale	6.25" x 9.88"	PT-284	Plumbing Fixtures, 1/4" & 1/8" scale	5.125" x 9.75"
PT-251	House Furnishings, 35 openings, 1/4" scale	3.75" x 4.75"	PT-286	Landscape Design, 1/8" scale	3.5" x 6"
PT-257	Architects & Builders, 1/4" scale	5.125" x 9.25"	PT-287	Furniture, 1/8" scale	5" x 8.625"
PT-265	House Plan: 63 openings, 1/4" scale	5.5" x 9.75"	PT-293	Plumbing Fixtures Template 1/4" & 1/8" scale	5-1/2" x 9-3/4"
PT-270	Landscape: 83 openings, 1/4" scale	7" x 8.25"	PT-294	Landscape, 1/8" scale	6.375" x 9.75"
PT-274	House Plan Fixtures, 1/4" scale	4.5" x 9.625"	PT-2128	Plumbing Plan View, 1/16, 1/4", 1/8" scale	5.875" x 9.75"
PT-281	Kitchen & Bath Interior Design, 83 openings, 1/4"	8.5" x 11"			




PT-212



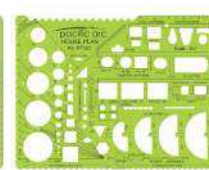
PT-215



PT-251




PT-257




PT-265



PT-270



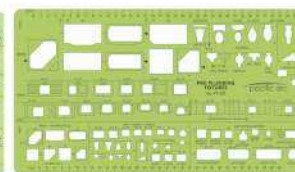
PT-274



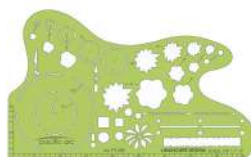
PT-281




PT-283




PT-284




PT-286



PT-287



PT-293



PT-294



PT-2128

**GENERAL PURPOSE**

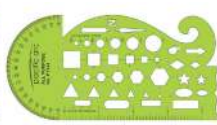
Item no.	Description	Size	Item no.	Description	Size
PT-339	Squares: 39 squares, 1/16" to 1-3/8"	4" x 7.5"	PT-352	Pocket Master, 52 asst openings w/edge scales	2.25" x 5"
PT-340	General Purpose w/ protractor	5.5" x 9.5"	PT-353	General Purpose	4.875" x 6.188"
PT-343	All Purpose, 43 asstd openings w/ protractor & curve	3" x 6.13"	PT-365	Geometric Designer	4.875" x 8"
PT-348	All Purpose Sketch Master	3.5" x 5.875"			




PT-339




PT-340



PT-343




PT-348



PT-352



PT-353




PT-365

**ELECTRICAL**

Item no.	Description	Size	Item no.	Description	Size
PT-412	Electronic Controls, 83 openings	3.25" x 8"	PT-479	Electrical Graphic Symbols, 117 openings	5" x 7"
PT-415	Electrical Symbols, 135 openings	5.25" x 8.25"	PT-4136	Flowplan Template	9.75" x 5.5"
PT-447	Computer Flow Chart	6.188" x 9.75"			




PT-412



PT-415



PT-447



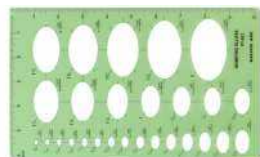
PT-479



PT-4136

**ELLIPSE**


Item no.	Description	Size	Item no.	Description	Size
PT-527	Isometric Ellipse, 27 ellipses, 1/8" to 2"	6.19" x 10.25"	PT-578	Even Ellipse Master, 79 ellipses, 1/4" to 1.5"	6.5" x 11"
PT-538	Isometric Ellipse, 37 ellipses, 1/8" to 1-9/16"	6.63" x 11.25"	PT-580	Small Ellipse Guide, 79 total, 15, 30, 45, 60 projection	8.5" x 11"



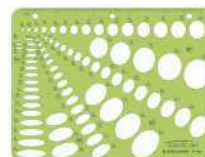
PT-527



PT-538



PT-578



PT-580

**PIPE**

Item no.	Description	Size
PT-643	Isometric Piping, 99 openings	5.19" x 8.5"
PT-649	Pipe Fitting, 91 open, 1/8"- 3/16" -1/4" 3/8"-1/2"-3/4"	5" x 8"



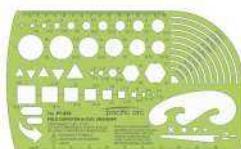
PT-643



PT-649

**SURVEY**

Item no.	Description	Size
PT-859	Survey & Civil Engineer	3.87" x 6.5"



PT-859

**SHEET METAL**

Item no.	Description
PT-914	Sheet Metal Ducts



PT-914



## CUTTING MATS

Cutting mats from Pacific Arc feature premium self-healing surfaces designed for longevity of use. They are graduated for convenience and increased utility.


**Translucent cutting mats** offer artists a non-intrusive look and afford the placement of documents under the surface for visual reference. Also, they are ideal on light boxes and glass-top tables, allowing the introduction of back lighting to your work.



LT-3624

### TRANSLUCENT (Single Sided)

Item no.	Size
ST-1209	9" x 12"
ST-1812	12" x 18"
MT-2418	18" x 24"
LT-3624	24" x 36"




SB-0912

### BLACK (Single Sided)


Item no.	Size
SB-0912	9" x 12"
LB-3624	24" x 36"

**Reversible black/green cutting mats** give you two sides to use, thus effectively doubling the life of the mat.



### BLACK/GREEN (Double Sided)

Item no.	Size
GB-0912	9" x 12"
GB-1218	12" x 18"
GB-1824	18" x 24"
GB-1836	18" x 36"
GB-2026	20" x 26"
GB-2436	24" x 36"



### BLACK/GREEN (Single Sided)

Item no.	Size
GB-3042	30" x 42"
GB-3648	36" x 48"

## KNIVES

### SNAP-OFF BLADES

#### Plastic Tip (Medium Duty)

Item no.	Size
KUT-80	large
KPS126	small



KUT-80



KPS126

#### Plastic Tip (Medium Duty)

Item no.	Size
GC-301	large
KUT-89	large
KPS126	small
KUT-550	medium duty



KUT-89



KMS143

#### Refill Blades

Item no.	Size
LB-10	10/pack (fits large knives)
AB-10	10/pack (fits small knives)



LB-10



AB-10



## PRECISION ART KNIVES

Crafted from lightweight aluminum with a knurled grip, Pacific Arc art knives are designed to make precision cuts in lightweight materials such as paper or plastic. The knives use no. 11 art blades and come with safety caps for worry-free handling and transport when not in use.




### Precision Knives

Item no.	Size
KN111	No. 1 knife: carded, with safety cap (metal handle)
KN115	No. 1 knife: carded, with safety cap (rubber handle)

### Replacement Blades

Item no.	Description
KB110	#11 Blades: 10-pack, carded
KB111	#11 Blades: 100-pack, carded
44U-10T	Blades: for all utility knives, 10/pack

## UTILITY & SPECIALITY




### Utility Knives

Item no.	Description
UT-79P	Plastic, w/ lock - light duty
KUT-550	Metal, w/ lock - medium duty
44U-10T	Replacement Blades: for all utility knives, 10/pack

### Scrapers

Item no.	Description
46BP	Scraper: plastic (uses blade 44U-10T)

## SCISSORS



### SCISSORS

Item no.	Description	Size
723-08	NEW: General Purpose	8.5"

## TAPE AND ADHESIVES

Drafting tape and Dots have reduced tack for easy lifting off delicate vellums and paper to reduce surface damage.



### DRAFTING TAPES - ROLLS

Item no.	Description	Size
075-10	10 yard	3/4" wide
075-60	60 yard	3/4" wide
100-60	60 yard	1" wide



### DOTS

Item no.	Size
DOT-500	500/roll



### DOUBLE SIDED TAPE

Item no.	Size
100-2501W	1" x 25 feet
075-3603W	3/4" x 36 yard
100-3603W	1" x 36 yard

Ideal for mounting vinyl board cover, Double-Sided Tape is extremely thin so it does not leave an impression on the surface. Features extra strong adhesive to help eliminate buckling and migration.

# PENS AND MARKERS

## BLACKLINER

Features extra black, densely pigmented ink that is permanent, water resistant when dry, great for sketching, and designed for technical drawing. Available in a choice of eight nib sizes from 0.05 mm to 0.8 mm and sold in a choice of a set of four different sets or individually, and available in a compact merchandising display.



BL7100411

BL7100412

BL7100413

BL7100811

### Blackliner - Open Stock

Item no.	Size	Item no.	Size
BL700501	0.05 mm	BL704001	0.40 mm
BL701001	0.10 mm	BL705001	0.50 mm
BL702001	0.20 mm	BL706001	0.60 mm
BL703001	0.30 mm	BL708001	0.80 mm

### Sets

Item no.	Size	Description
BL700411	.05/.10/.20/.30	set of 4 (Fine)
BL700412	.40/.50/.60/.80	set of 4 (Broad)
BL700413	.10/.30/.50/.80	set of 4 (Draw)
BL700811	all sizes	set of 8 (Complete)



## MAXXLINER

- MX01-023-E81 cream
- MX02-019-406 canary yellow
- MX03-123-Y14 spanish orange
- MX04-015-531 yellow orange
- MX04-016-527 orange
- MX05-013-513 poppy
- MX05-069-553 goldenrod
- MX06-012-522 light peach
- MX06-170-517 peach
- MX07-065-E54 sienna
- MX08-006-520 carmine
- MX09-004-R68 crimson
- MX09-169-558 tuscan red
- MX10-008-518 pure pink
- MX10-055-502 rhodamine
- MX11-053-496 mulberry
- MX12-050-489 violet
- MX13-048-464 light cerulean blue
- MX14-039-456 pure blue
- MX14-044-BV28 ultramarine
- MX15-042-471 royal blue
- MX15-043-475 indigo
- MX15-145-469 slate blue
- MX16-046-B14 light aquamarine
- MX16-166-G52 pure green
- MX17-165-G56 grass green
- MX17-167-YG45 apple green
- MX18-028-G28 olive green



- MX19-027-419 chartreuse
- MX18-031-450 dark green
- MX19-032-G86 parrott green
- MX20-079-532 brick white
- MX20-172-535 light umber
- MX21-088-E76 dark brown
- MX22-061-E15 dark umber
- MX24-098-600 black
- MX25-099-WG1 warm gray 10%
- MX25-101-WG3 warm gray 30%
- MX25-103-WG5 warm gray 50%
- MX25-105-WG7 warm gray 70%
- MX25-108-CG1 cool gray 10%
- MX25-110-CG3 cool gray 30%
- MX25-112-CG5 cool gray 50%
- MX25-114-CG7 cool gray 70%
- MX25-117-NG1 neutral gray 10%
- MX25-119-NG3 neutral gray 30%
- MX25-121-NG5 neutral gray 50%
- MX25-123-NG7 neutral gray 70%
- MX26-199-0 colorless blender



Available mid-2023

### Features:

- Bullet point and chisel tip
- Effortless blending
- 48 distinct & vibrant colors
- Colorless blender available
- Alcohol-based ink



MX-S12B - 12 set



MX-S24B - 24 set



MX-S36B - 36 set



# MECHANICAL PENCILS

## TRADITIONAL (Fixed Sleeve)

Features classic knurled plastic grip, pocket clip, eraser under cap and is remarkably affordable.



Open Stock	
Item no.	Size
DP-03	0.3 mm
DP-05	0.5 mm
DP-07	0.7 mm
DP-09	0.9 mm



Blister Carded	
Item no.	Size
DP-03BP	0.3 mm
DP-05BP	0.5 mm
DP-09BP	0.9 mm



Sets		
Item no.	Description	Size
DP-57-CS	Traditional, set: 0.5/ 0.7	2-piece
DP-357-CS	Traditional, set: 0.3/ 0.5/0.7	3-piece
DP-579-CS	Traditional, set: 0.5/0.7/0.9	3-piece
DP-3579-CS	Traditional, set: 0.3/ 0.5/0.7/0.9	4-piece

Eraser Refill		
Item no.	Description	Size
ERS-3	Refill Erasers: 120 mm long	6/pack



## CONTEMPORARY: Retracting sleeve, rubberized grip

Features cushioned lead, pocket clip, and white vinyl eraser under cap.



Open Stock	
Item no.	Size
PR-105	0.5 mm
PR-107	0.7 mm

Eraser Refill		
Item no.	Description	Size
ERS-1	Refill Erasers: 120 mm long	6/pack



## CLASSIC: NEW design

High quality mechanical pencil featuring fully retractable point, metal clutch, knurled metal grip & eraser in cap.



Open Stock	
Item no.	Size
RDP-403	0.3 mm
RDP-405	0.5 mm
RDP-407	0.7 mm
RDP-409	0.7 mm

Eraser Refill		
Item no.	Description	Size
ERS-2	Refill Erasers: 120 mm long	6/pack



## DELUXE: Draftman pencil, sliding sleeve, degree indicator, twist eraser

Lightweight with a rubberized grip allows for easy work without fatigue. The cushioned sleeve saves lead from breaking and the twist out eraser offers a convenient way to correct mistakes.



### Open Stock

Item no.	Size
RDP-503	0.3 mm
RDP-505	0.5 mm
RDP-507	0.7 mm
RDP-509	0.9 mm

### Eraser Refill

Item no.	Description	Size
ERS-1	Refill Erasers: 120 mm long	6/pack

## CHROMAGRAPH: Professional all-metal construction, fixed sleeve

Made from stainless steel, CHROMAGRAPH is designed to last for years. Features include: solid metal knurled grip, lead degree indicator, eraser under the cap; and pocket clip. Open stock is retail-ready in easy-to-hang packaging.



### Open Stock (Balck)

Item no.	Size
DP-1003BLK	0.3 mm
DP-1005BLK	0.5 mm
DP-1007BLK	0.7 mm
DP-1009BLK	0.9 mm

### Open Stock (Silver)

Item no.	Size
DP-1003SLV	0.3 mm
DP-1005SLV	0.5 mm
DP-1007SLV	0.7 mm
DP-1009SLV	0.9 mm

### Eraser Refill

Item no.	Description	Size
ERS-2	Refill Erasers: 120 mm long	6/pack

## LEAD HOLDERS

### 5.6 mm Capacity

New JUMBO lead holders accept oversized 5.6 mm leads (a favorite with artists, wood workers, and draftmen), feature gravity-feed lead advance, and are available in solid metal or acrylic/metal design. JUMBO enables the quick and easy drawing of thick or thin lines simply by changing the angle at which it is held.



### JUMBO lead holder - Gravity advance

Item no.	Description	Color
H-1560M	All-Metal Construction	Metallic red
H-1560P	Acrylic/Metal	Metallic blue

### 2 mm Capacity

#### Collegiate

Lead advances one click at a time instead of simply falling out. Great for students and beginners. Contains a lead pointer in the cap and degree indicator.



### COLLEGIATE (Click advance)

Item no.	Color
H-1301-BLU	Blue
H-1301-BLK	Black

#### Professional

Features knurled metal grip, gravity feed lead advance, pocket clip, and lead pointer in the cap.



### PROFESSIONAL (Gravity Feed)

Item no.	Color
H-1304BLK	Black
H-1304BLU	Blue
H-1304RED	Red



## TECH PRO: Gravity feed

One of our best values. Features knurled metal grip, hexagonal barrel, degree indicator, pocket clip, and lead pointer in the cap.



### TECH PRO (Gravity Feed)

Item no.	Color	Item no.	Color
H-1305BLK	black	H-1305RED	red
H-1305BLU	blue	H-1305BRN	brown
H-1305GRN	green	H-1305BLK-BP	Blister Pack

## Premium

Crafted from solid steel, it has the look and heft of years past. All metal construction, degree indicator, pocket clip, and pointer in cap.



### PREMIUM (All metal, Gravity Feed)

Item no.	Color
H-1309SLV	Silver
H-1309BLK	Black

## ARTIST PENCILS

Exceptionally smooth, creamy leads centered in cedar casings featuring a colored barrel that indicates the degree: the softer the degree, the darker the barrel.

Available open stock in 17 degrees (6H through the industry's only 12B) in boxes of twelve or boxes of six, five sets, and two displays!



### Open Stock (12 per box)

Item no.	Grade	Item no.	Grade
ART12-12B	12B	ART12-HB	HB
ART12-10B	10B	ART12-F	F
ART12-8B	8B	ART12-H	H
ART12-6B	6B	ART12-2H	2H
ART12-5B	5B	ART12-3H	3H
ART12-4B	4B	ART12-4H	4H
ART12-3B	3B	ART12-5H	5H
ART12-2B	2B	ART12-6H	6H
ART12-B	B		



### Open Stock (6 per box)

Item no.	Grade	Item no.	Grade
ART6-12B	12B	ART6-HB	HB
ART6-10B	10B	ART6-F	F
ART6-8B	8B	ART6-H	H
ART6-6B	6B	ART6-2H	2H
ART6-5B	5B	ART6-3H	3H
ART6-4B	4B	ART6-4H	4H
ART6-3B	3B	ART6-5H	5H
ART6-2B	2B	ART6-6H	6H
ART6-B	B		



### Sets (12 piece)

Item no.	Description	Size
ART12-SOFT	Soft (one each 12B through 2H)	12 piece
ART12-TECH	Tech (one each 6B through 6H)	12 piece


### Sets (6 piece)

Item no.	Description	Size
ART6-SOFT	one each 12B, 10B, 8B, 6B, 4B, 2B	6-piece
ART6-DRAW	one each 6B, 4B, 2B, B, HB, H	6-piece
ART6-TECH	one each HB, F, H, 2H, 4H, 6H	6-piece

## GRAPHITE

### WOODLESS PENCILS

Featuring the same smooth, creamy lead as our artists drawing pencil just more of it! Each stick is a solid graphite drawing tool that sharpens with any traditional pencil sharpener. Packed six per box.



#### Open Stock (6 per box)

Item no.	Grade	Item no.	Size
WG-12B	12B	WG-2B	2B
WG-10B	10B	WG-B	B
WG-8B	8B	WG-HB	HB
WG-6B	6B	WG-H	H
WG-4B	4B	WG-2H	2H

#### SET (6 per box)

Item no.	Description	Size
WG-6	one each 12B, 10B, 8B, 6B, 4B, 2B	set: 6-piece

#### METALLIC WOODLESS

Item no.	Description	Size
WGM-12	Set of 12 (one each all 12 colors)	12-color

### GRAPHITE STICKS

Graphite sticks are a traditional drawing tool that provide sharp, crisp lines as well as broad gestural strokes. Crafted from the same creamy, smooth graphite used in our drawing pencils.



#### Open Stock

Item no.	Grade	Size
GS-12B	12B	6 pieces/box
GS-10B	10B	6 pieces/box
GS-8B	8B	6 pieces/box
GS-6B	6B	6 pieces/box
GS-4B	4B	6 pieces/box
GS-2B	2B	6 pieces/box

#### SETS

Item no.	Grade	Size
GS-3A	Soft (one each 12B, 10B, 8B)	3 pieces
GS-3B	Medium (one each 6B, 4B, 2B)	3 pieces
GS-6	(one each 12B, 10B, 8B, 6B, 4B, 2B)	6 pieces



### JUMBO WATER SOLUBLE GRAPHITE STICKS

Jumbo water soluble graphite sticks are uniquely versatile; use them for sketching and drawing both fine and broad strokes or use them with water and brush for truly dense and matte watercolor effects similar to sumi-e. Each stick can be used unwrapped for large gestural work.



#### Open Stock

Item no.	Grade	Size
WSG-12B	12B	3 pieces/box
WSG-10B	10B	3 pieces/box
WSG-8B	8B	3 pieces/box
WSG-6B	6B	3 pieces/box
WSG-4B	4B	3 pieces/box
WSG-2B	2B	3 pieces/box



#### SETS

Item no.	Grade	Size
WSG-3A	Set, Soft (one ea 12B, 10B, 8B)	3 pieces
WSG-3B	Set, Medium (one each 6B, 4B, 2B)	3 pieces

# SKETCHING PASTELS

One of the oldest mediums, sketching pastels are extremely popular in art classes and with artists who love working in traditional sepias, grays, blacks, and whites. Sketching Pastels from Pacific Arc combine unique softness with firm edges to allow a wide range of applications to support almost every artist's technique. Made to the highest standards and tested at every level of production, sketching pastels from Pacific Arc are highly pigmented sticks, consistently soft, and free from imperfections.



## Open Stock (12 Pieces per box)

Item no.	Description	Grade	Item no.	Description	Grade
7765-BLK-S	Black	soft	7765-ERTH-53	Earth 53	soft
7765-BLK-M	Black	medium	7765-GREY-20	Gray 20	soft
7765-BLK-H	Black	hard	7765-GREY-22	Gray 22	soft
7765-ERTH-45	Sepia 45	soft	7765-GREY-24	Gray 24	soft
7765-ERTH-48	Brown 48	soft	7765-GREY-26	Gray 26	soft
7765-ERTH-51	Sienna 51	soft	7765-WHT-28	White 28	soft
7765-ERTH-52	Russet 52	soft			

## Open Stock (12 Pieces per box)

Item no.	Description
7765-3-BLK	3 pieces: Black (one each soft, medium, & hard)
7765-3-BLK-S	3 pieces: Black (three each soft), in clamshell
7765-3-WHT-S	3 pieces: White (three each soft)
7765-ERTH-6	6 pieces: Earth Tones (one ea 28,45,48,51,52,53)
7765-GREY-6	6 pieces: Gray Tones (one ea 28,20,22,24,26, blk)

# CHARCOAL

## CHARCOAL PENCILS



## SETS

Item no.	Description
CHP-12	Set, Soft (4 each soft, medium, & hard)
CHP-6	Set, Soft (2 each soft, medium, & hard)

## OPEN STOCK

Item no.	Description
CHP-12S	open stock, artists, 12 per box, soft
CHP-12M	open stock, artists, 12 per box, medium
CHP-12H	open stock, artists, 12 per box, hard

## COMPRESSED CHARCOAL

Compressed charcoal enables dense, dark lines and broad gestural strokes in easy-to-use sticks. Smooth and free of hard spots, compressed charcoal is the perfect complement to natural vine and willow charcoals. Open stock and sets.



## OPEN STOCK - 12 Pieces per box

Item no.	Description
CCS-S	soft
CCS-M	medium
CCS-H	hard

## SET

Item no.	Description	Size
CCS-3	Set (one each soft, medium, & hard)	3-piece



## NATURAL VINE CHARCOAL

Vine charcoal is made in the traditional fashion: the controlled burning of vines that are selected by hand. This ensures a distinctive soft and velvety hand that yields exceptionally deep black hues.



### Open Stock (4 per box)

Item no.	Grade
316-S	soft
316-M	medium
316-H	hard

### Open Stock (12 per box)

Item no.	Grade
VIN-316-S	soft
VIN-316-M	medium
VIN-316-H	hard

### SET (12 per box)

Item no.	Grade
VIN-316-SMH	Vine Charcoal: 3/16", 12 pcs/box (4 each soft, medium, & hard)



## NATURAL WILLOW CHARCOAL

Willow charcoal is made in the traditional fashion: the controlled burning of willow sticks that are selected by hand. Slightly more powdery than vine charcoal, willow charcoal yields deep black hues and applies smoothly. Available open stock in large and jumbo sizes.



### SET - 12 per box

Item no.	Description	Grade
WLW-LRG	1/2" Large, medium (5 pcs/box)	medium
WLW-S	3/16" , Soft (4pcs/box)	soft
WLW-JMB	1" Jumbo, Soft (1 pc/box)	soft



## REFILL LEAD

### FINELINE LEADS

High-polymer resin fineline leads are engineered for maximum strength and performance. These superior quality leads are stronger and smoother than standard high-polymer leads. With 24 leads per tube (except 0.9 mm, which has 18), they are an exceptional value as well. Available open stock or carded.



### Open Stock (0.3mm)

Item no.	Grade	Item no.	Grade
ML03-4H	4H	ML03-HB	HB
ML03-2H	2H	ML03-B	B
ML03-H	H		

### Open Stock (0.5mm)

Item no.	Grade	Item no.	Grade
ML05-6H	6H	ML05-F	F
ML05-5H	5H	ML05-B	B
ML05-4H	4H	ML05-2B	2B
ML05-3H	3H	ML05-3B	3B
ML05-2H	2H	ML05-4B	4B
ML05-H	H	ML05-6B	6B
ML05-HB	HB		

### Open Stock (0.7mm)

Item no.	Grade	Item no.	Grade
ML07-6H	6H	ML07-F	F
ML07-4H	4H	ML07-B	B
ML07-3H	3H	ML07-2B	2B
ML07-2H	2H	ML07-4B	4B
ML07-H	H	ML07-6B	6B
ML07-HB	HB		

### Open Stock (0.9mm)

Item no.	Grade	Item no.	Grade
ML09-2H	2H	ML09-B	B
ML09-H	H	ML09-2B	2B
ML09-HB	HB		





CARDED (0.3 mm)	
Item no.	Grade
ML03-B-2	B
ML03-HB-2	HB
ML03-H-2	H
ML03-2H-2	2H



CARDED (0.5 mm)	
Item no.	Grade
ML05-B-2	B
ML05-HB-2	HB
ML05-H-2	H
ML05-2H-2	2H



CARDED (0.7 mm)	
Item no.	Grade
ML07-B-2	B
ML07-HB-2	HB
ML07-H-2	H
ML07-2H-2	2H



CARDED (0.9 mm)	
Item no.	Grade
ML09-B-2	B
ML09-HB-2	HB
ML09-H-2	H
ML09-2H-2	2H

## 2 mm LEADS

Composed of dense, smooth graphite of the highest quality. Available in a full range of degrees from 6B to 6H.



Lead (12 per tube)			
Item no.	Grade	Item no.	Grade
R-25 6B	6B	R-25 H	H
R-25 4B	4B	R-25 2H	2H
R-25 3B	3B	R-25 3H	3H
R-25 2B	2B	R-25 4H	4H
R-25 B	B	R-25 5H	5H
R-25 HB	HB	R-25 6H	6H
R-25 F	F		

Lead (2 per tube)			
Item no.	Grade	Item no.	Grade
R-2 6B	6B	R-2 H	H
R-2 4B	4B	R-2 2H	2H
R-2 2B	2B	R-2 3H	3H
R-2 B	B	R-2 4H	4H
R-2 HB	HB	R-2 5H	5H
R-2 F	F	R-2 6H	6H

Lead (3 per tube)			
Item no.	Grade	Item no.	Grade
R-3 6B	6B	R-3 H	H
R-3 4B	4B	R-3 2H	2H
R-3 2B	2B	R-3 4H	4H
R-3 B	B	R-3 6H	6H
R-3 HB	HB		
R-3 F	F		

## SHARPENERS AND LEADPOINTERS

### PLASTIC

Single-hole sharpeners featuring sharp steel blades for continued use.



#### Single Hole

Item no.	Description	Color	Item no.	Description	Color
BL-524	Plastic, enclosed (one hole)	black	305-305	Plastic, one-hole (12/bx)	blue
BL524D	24-pc box containing BL-524	black	305-317	Plastic, one-hole (12/bx)	pink
HL-160	Plastic, enclosed (one-hole)	-----	305-333	Plastic, one-hole (12/bx)	orange
HL-170	Plastic, enclosed (one-hole)	pink			
305-304	Plastic, one-hole (12/bx)	purple			

Double-hole sharpeners with container.



#### Double Hole

Item no.	Description	Color
BL-340	Plastic, enclosed, (two-hole)	blue/red
BL340D	12 pc box containing BL-340	blue/red
BL-723	Plastic, enclosed, (two-hole)	blue
BL723D	24 pc display of BL-723 sharpeners	blue

## METAL

Our metal sharpeners feature durable steel blades in a variety of styles. Available with single and double-hole designs.



### Single Hole

Item no.	Description	Item no.	Description
ML-1002	rectangular	ML-1004	traditional
ML1002D	20 pc box	ML-1004D	traditional
ML-1003	oval	ML-1004 BC	carded traditional
ML1003D	24 pc box		

### Double Hole

Item no.	Description
ML-1006	traditional
ML1006D	24 pc box
ML-1006 BC	carded double hole

## LEAD POINTERS



### Lead Pointers

Item no.	Description
1110	Lead Pointer: rotary, in box, hand held
1110CP	Lead cleaning stub for 1110, 2 pcs/pack - stub
SDP-10	Lead Pointer: sandpaper pad, 12 sheets/pad, pad
315.003	Lead Pointer: single blade (12pcs/pack), miniature

## ERASERS



### SOFT (White Plastic)

Item no.	Description	Size
E-103	Open stock	medium
E-103D	20 pc display box	display
E-103BP	BLISTER CARD, 2/card	medium

Extra-soft white plastic eraser is designed to gently remove all graphite from even the finest vellums without marring or tearing.

### SOFT (Soji)

Item no.	Description	Size
E-104	4B soft eraser	medium
E-104D	4B soft eraser (20 pc display box)	display

Soji's ultra-soft surface is specifically designed for HB and softer graphite removal.

### PEBBLE (Round Plastic)

Item no.	Description	Size
E-105	thin - white	medium
E-105D	thin - white (24 pcs/display)	display

The oval, tapered design allows precise erasure without smudging.

### WAVE (Soft Plastic)

Item no.	Description	Size
E-106	blue and white	medium
E-106D	blue and white (18 pcs/display)	display

Ergonomically designed and made of soft white plastic. Great for all graphite and charcoal removal.

### WAVE (Soft Plastic)

Item no.	Description	Size
E-106	blue and white	medium
E-106D	blue and white (18 pcs/display)	display

Crafted from soft plastic, the unique shape of this eraser allows the removal of small and large areas.





## ART GUM (Large)

Item no.	Description
E-109	1"x1"x2"
E-109D	12 pcs

Traditional art gum eraser is designed to crumble during use to gently remove marks without damaging delicate papers or surfaces.



## KNEADED (Large)

Item no.	Description	Size
E-120	1.38" x 1.38" x .38"	gray
E-120D	1.38" x 1.38" x .38" (18 pcs / display)	display

Made from unvulcanized rubber and designed to be kneaded into any shape. Great for erasing fine lines and large areas. Ideal for charcoal and soft graphite removal.



## CLIP STICK (Large)


Item no.	Description
E-214-BLK	Black
E-214R	Refills for E-214-BLK

Extra-soft white plastic eraser with holder for precise applications. Ideal for all graphite removal.

# ERASING ACCESSORIES

## ERASING SHIELDS

Used for precise erasure and made of stainless steel for durability.



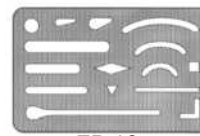
ER-26



ER-15

## SOLID (Stainless Steel)

Item no.	Description
ER-26	26-openings
ER-15	15-openings



ER-12

## MESH (Stainless Steel)

Item no.	Description
ER-12	15-openings

## DUST BRUSHES

Static-resistant fine PVC bristle provides a great alternative to traditional dust brushes and at a lower cost.



## PVC Bristle

Item no.	Description
BR-110	9"
BR-114	14"



Industry standard sterilized natural horse hair provides superior performance.



## Horse Hair

Item no.	Description
BR-210	9"
BR-214	14"



## DRY CLEANING PADS

Traditional dry cleaning pads remove excess graphite from any drawing. Available in small or large.



CL-10



CL-30

## Cleaning Pads

Item no.	Description	Size
CL-10	36/box	small: 1.5 oz.
CL-30	12/box	large: 3 oz.

## COTTON RAG VELLUM

### VELLUM

Professional drafting vellum from Pacific Arc offers guaranteed maximum performance at a refreshingly affordable price.

- industry-standard 16 lb. weight
- maximum strength and transparency
- made from 100% new cotton rag
- stands up to repeated erasures
- will not ghost

Available in sheets, rolls, and pads in either plain, gridded, or title block.

### PLAIN

#### SHEETS

10 sheet pack			
Item no.	Size	Item no.	Size
116V-8511A	8.5" x 11"	116V-1824A	18" x 24"
116V-1117A	11" x 17"	116V-2234A	22" x 34"
116V-1722A	17" x 22"	116V-2436A	24" x 36"

100 sheet pack			
Item no.	Size	Item no.	Size
116V-8511C	8.5" x 11"	116V-1722C	17" x 22"
116V-0912C	9" x 12"	116V-1824C	18" x 24"
116V-1117C	11" x 17"	116V-2234C	22" x 34"
116V-1218C	12" x 18"	116V-2436C	24" x 36"

Plain sheet



#### ROLLS

PLAIN (5-yard roll)			
Item no.	Size	Item no.	Size
116V-1805	18" x 5 yd	116V-3605	36" x 5 yd
116V-2405	24" x 5 yd	116V-4205	42" x 5 yd
116V-3005	30" x 5 yd		

PLAIN (10-yard roll)			
Item no.	Size	Item no.	Size
116V-1810	18" x 10 yd	116V-3610	36" x 10 yd
116V-2410	24" x 10 yd	116V-4210	42" x 10 yd
116V-3010	30" x 10 yd	116V-4810	48" x 10 yd

PLAIN (20-yard roll)			
Item no.	Size	Item no.	Size
116V-1820	18" x 20 yd	116V-3620	36" x 20 yd
116V-2420	24" x 20 yd	116V-4220	42" x 20 yd
116V-3020	30" x 20 yd	116V-4820	48" x 20 yd

PLAIN (50-yard roll)			
Item no.	Size	Item no.	Size
116V-1850	18" x 50 yd	116V-3650	36" x 50 yd
116V-2450	24" x 50 yd	116V-4250	42" x 50 yd
116V-3050	30" x 50 yd	116V-4850	48" x 50 yd



Rolls

#### PADS

50 sheet Pads			
Item no.	Size	Item no.	Size
116V-8511P	8.5" x 11"	116V-1117P	11" x 17"
116V-0912P	9" x 12"	116V-1824P	18" x 24"

50-sheet pads (17lb)	
Item no.	Size
117T-8511P	8.5" x 11"
117T-1117P	11" x 17"

117T-8511P



### TITLE BLOCK

Features all the qualities of our plain cotton rag vellum but with a horizontal title block print border.

#### SHEETS

10-sheet pack			
Item no.	Size	Item no.	Size
116VE-8511A	8.5" x 11"	116VE-1824A	18" x 24"
116VE-1117A	11" x 17"	116VE-2436A	24" x 36"

100-sheet pack			
Item no.	Size	Item no.	Size
116VE-8511C	8.5" x 11"	116VE-1824C	18" x 24"
116VE-1117C	11" x 17"	116VE-2436C	24" x 36"

Title Block Sheet




### GRIDDED 4x4

#### SHEETS

10-sheet pack			
Item no.	Size	Item no.	Size
116V04-8511A	8.5" x 11"	116V04-1824A	18" x 24"
116V04-1117A	11" x 17"	116V04-2234A	22" x 34"
116V04-1218A	12" x 18"	116V04-2436A	24" x 36"
116V04-1722A	17" x 22"		

100-sheet pack			
Item no.	Size	Item no.	Size
116V04-8511C	8.5" x 11"	116V04-1824C	18" x 24"
116V04-1117C	11" x 17"	116V04-2234C	22" x 34"
116V04-1218C	12" x 18"	116V04-2436C	24" x 36"
116V04-1722C	17" x 22"		

4x4 Gridded sheet





## ROLLS

### 5-yard roll

Item no.	Size	Item no.	Size
116V04-1805	18" x 5 yd	116V04-3605	36" x 5 yd
116V04-2405	24" x 5 yd		

### 20-yard roll

Item no.	Size
116V04-1820	18" x 20 yd
116V04-2420	24" x 20 yd
116V04-3620	36" x 20 yd

### 10-yard roll

Item no.	Size	Item no.	Size
116V04-1810	18" x 10 yd	116V04-3610	36" x 10 yd
116V04-2410	24" x 10 yd		

### 50-yard roll

Item no.	Size	Item no.	Size
116V04-1850	18" x 50 yd	116V04-3650	36" x 50 yd
116V04-2450	24" x 50 yd		



Rolls

## GRIDDED 8x8


### SHEETS

#### 10-sheet pack

Item no.	Size	Item no.	Size
116V08-8511A	8.5" x 11"	116V08-1824A	18" x 24"
116V08-1117A	11" x 17"	116V08-2234A	22" x 34"
116V08-1218A	12" x 18"	116V08-2436A	24" x 36"
116V08-1722A	17" x 22"		

#### 100-sheet pack

Item no.	Size	Item no.	Size
116V08-8511C	8.5" x 11"	116V08-1824C	18" x 24"
116V08-1117C	11" x 17"	116V08-2234C	22" x 34"
116V08-1218C	12" x 18"	116V08-2436C	24" x 36"
116V08-1722C	17" x 22"		



8x8 Gridded sheet

## ROLLS

### 5-yard roll

Item no.	Size	Item no.	Size
116V08-1805	18" x 5 yd	116V08-3605	36" x 5 yd
116V08-2405	24" x 5 yd		

### 50-yard roll

Item no.	Size	Item no.	Size
116V08-1850	18" x 50 yd	116V08-3650	36" x 50 yd
116V08-2450	24" x 50 yd	116V08-4250	42" x 50 yd
116V08-3050	30" x 50 yd		

### 20-yard roll

Item no.	Size	Item no.	Size
116V08-1820	18" x 20 yd	116V08-3620	36" x 20 yd
116V08-2420	24" x 20 yd		



Roll

## PAPER

### CROSS-SECTION PAPER

Suitable for pencil or ink. Compatible with laser, copier, and inkjet printers. Inch squares are marked with a slightly heavier line weight. Useful for plotting, mathematical functions, and diagrams.

#### 4x4

##### 500-sheet Pack

Item no.	Size
1410-02	8.5" x 11"

##### 50-sheet Pad

Item no.	Size
1422-02	8.5" x 11"
1422-07	11" x 17"
1422-12	17" x 22"

##### 100 Sheet Pack

Item no.	Size
1420-02	8.5" x 11"
1420-07	11" x 17"
1420-12	17" x 22"

##### 10 Sheet Pack

Item no.	Size
1424-01	5" x 7"

#### 8x8

##### 100-sheet Pack

Item no.	Size
1420-04	8.5" x 11"
1420-09	11" x 17"
1420-14	17" x 22"

##### 50-sheet Pad

Item no.	Size
1422-04	8.5" x 11"
1422-09	11" x 17"
1422-14	17" x 22"

#### 10x10

##### 50-sheet Pack

Item no.	Size
1422-05	8.5" x 11"
1422-10	11" x 17"
1422-15	17" x 22"



4x4 GRID



8x8 GRID



10x10 GRID

## QUADRILLE PAPER

Suitable for pencil or ink compatible with laser, copier, and inkjet printers. Perfect for architectural drawings, drafting, and engineering. Great for drawing diagrams and graphs. Lines have consistent weight across the

### 4x4

#### 50-sheet Pad

Item no.	Size
1432-01	8.5" x 11"
1432-06	11" x 17"
1432-11	17" x 22"

#### 100-sheet Pack

Item no.	Size
1430-01	8.5" x 11"
1430-06	11" x 17"
1430-11	17" x 22"



4x4 GRID



8x8 GRID



10x10 GRID

### 8x8


#### 100-sheet Pack

Item no.	Size
1430-04	8.5" x 11"
1430-09	11" x 17"
1430-14	17" x 22"

### 10x10

#### 100-sheet Pack

Item no.	Size
1430-10	11" x 17"
1430-05	8.5" x 11"
1430-15	17" x 22"



## TRACING PAPER

Pacific Arc's lightweight tracing paper comes in a variety of colors and weights. Suitable for drafting, architectural drawings, and art.

### WHITE

#### 20-Yard roll, 8 lbs

Item no.	Size
55W-A	12"
55W-B	14"
55W-C	18"
55W-D	24"
55W-E	30"
55W-F	36"



### YELLOW

#### 20-Yard roll, 7 lbs

Item no.	Size
55Y-A	12"
55Y-B	14"
55Y-C	18"
55Y-D	24"
55Y-E	30"
55Y-F	36"



### CANARY

#### 50-Yard roll, 7 lbs

Item no.	Size
55C-G	12"



#### 50-Yard roll, 8 lbs

Item no.	Size	Item no.	Size
55W-M	6"	55W-L	36"
55W-G	12"	55W-R	48"
55W-H	14"		
55W-I	18"		
55W-J	24"		
55W-K	30"		



#### 50-Yard roll, 7 lbs

Item no.	Size	Item no.	Size
55Y-M	6"	55Y-K	30"
55Y-G	12"	55Y-L	36"
55Y-H	14"		
55Y-I	18"		
55Y-J	24"		



## HEAVY-WEIGHT PAPER

### Heavy weight Tracing Paper



137T-0912P

#### 50 Sheet pads - 37lb

Item no.	Size
137T-0912P	9" x 12"
137T-1114P	11" x 14"
137T-1417P	14" x 17"

## ISOMETRIC PADS

### Isometric Paper

Suitable for pencil, ink, or laser plotters. Grid of evenly spaced lines at 30, 90, and 120 degrees. Useful for drawing objects at 45-degree angles. Ideal for architecture and drafting, 16 lbs.



#### 50 Sheet pads

Item no.	Size
116VIS-8511P	8.5" x 11"
116VIS-1117P	11" x 17"

## SKETCHBOOKS

### ORDER IN MULTIPLES OF 6

Each sketchbook features:

- acid-free paper
- 100 gsm/70 lbs.
- off-white sheets
- 64 sheets per book
- extremely affordable
- sewn binding lays flat
- compact for easy transport
- great for sketching, drawing, journaling, writing, etc.

Available in three travel-friendly sizes.

Assortment includes free full-color cardboard display for easy and effective product merchandising in your store.



SBGW4001



SBGW4002



SBGW4008



SBGW4005



SBGW4102



SBGW4108



SBGW4116



SBGW4202

#### Small, 3.75" x 5.3"

Item no.	Design
SBGW4001	Celtic Design
SBGW4002	Feathers
SBGW4005	Seagull
SBGW4008	Kraft

#### Medium, 5.5" x 8.25"

Item no.	Design
SBGW4102	Black
SBGW4108	Kraft
SBGW4116	Old World Map

#### Large, 8.5" x 11"

Item no.	Design
SBGW4202	Black

## Sundries

## LOUPES

Available in a variety of styles and sizes. Designed for fine detail work and observation.

#### Standing

Item no.	Description	MAG
S-3X	Magnifier: watch	3X
SCALE-4.5X	Loupe: analysis magnifier, with scale	4.5X
L-8X	Loupe: standing, permits 360 degree illumination	8X
L-10X	Loupe: analysis magnifier	10X
S-10X	Loupe: shadowless 360 degree illumination	10X
TR-10X	Loupe: tripod	10X
L-15X	Loupe: analysis magnifier	15X
5010-15X	Loupe: fine scale	15X

#### Folding

Item no.	MAG
GP-20X	20X
GP-30X	30X
3F-3X5X8X	3X/5X/8X
2F-5X10X	5X/10X
GPW-10X20X	10X/20X



GPW-10X20X



3F-3X5X8X

#### Camera Film

Item no.	MAG
35MM-6X	6X



L-10X



L-8X



S-10X



TR-10X



## MAGNIFIERS



HDL-2345



HEAD-2345



A-30



A-10

Black metal linen tester that folds for easy storage and transport.

### Headset

Item no.	Description
HDL-2345	Magnifying Headlight: 1.8X, 2.3X, 3.7X, & 4.8X
HEAD-2345	Magnifying Head Loupe: 2.3X, 3.7X, & 4.8X

### Line Tester

Item no.	Description	MAG
A-30	Linen Tester: 1"	6X
A-10	Linen Tester: 1/2"	8X



### Hand held

Item no.	MAG
LP-4X	4X

4" magnifier with full view 4x power.



### Sheet

Item no.	Description
SH-711	8.5" x 11"

A thin magnifying sheet with 2x power. Easy to use and perfect for reading small text.

## DIRECTIONAL COMPASSES

Our directional compasses are lightweight and come in a variety of styles for ease of use. Each comes with a handy cord for hanging. They are most often used in conjunction with a map to determine the direction and location of the user.



CS-101A

### General

Item no.	Description
CS-101A	Compass: clear
CS-103A	Compass: traditional



### General

Item no.	Description
SQR-7L	Square: plastic, with level, 7"

## Displays



6 pieces each:  
SBGW4116  
SBGW4108  
SBGW4102  
SBGW4002  
SBGW4001  
SBGW4008  
SBGW4005

### Sketchbook display


Item no.	Description	Size
SBGW4000D	Pocket Sketchbook	6 pieces each



12 pieces each:  
R-12  
R-18  
WDC-12  
WDC-18  
WDC-24  
YD-36M

### Ruler display

Item no.	Description	Size
RPW100D	Student Rulers	12 pieces, assorted



### Blackliner display

Item no.	Size
BL700961D	12 pieces each, assorted





## Mechanical Pencil Display

Item no.	Description	Size
MP-DPD	DP Series Display	6 each 0.3 & 0.9; 18 each 0.5 mm & 0.7
MP-PRD	PR Series Display	15 each 0.5 mm; 15 each 0.7 mm; plus Free Display
MP400D	RDP Series Display	6 ea RDP-403, 18 ea RDP-405, 18 ea RDP-407, 6 ea RDP-409
MP500D	RDP Series Display	6 each 3 mm; 18 each 5 mm & .7 mm; 6 each 9 mm; plus Free Display
DP1000BD	Chromagraph Black	6 each 0.3 & 0.9; 18 each 0.5 & 0.7
DP1000SBD	Chrom. Blk & Silver	6 each assorted
DP1000SD	Chromagraph Silver	6 each 0.3 & 0.9; 18 each 0.5 & 0.7



## Mechanical Pencil Display

Item no.	Description	Size
LH1301D	H-1301-Series Display	48 assorted pieces
LH1304D	H-1304-Series Display	48 assorted pieces
LH1305D	H-1305-Series Display	48 assorted pieces
LH1309SD	Premium, Silver Display	48 pieces, silver
LH1309BD	Premium, Black Display	48 pieces, black
LH1309AD	Black and Silver Display	24 each, Black and silver

## Refill Lead Display

Item no.	Description	Size
RL212D	R-2 & R-25 Display	2/tb & 12/tb (12 each all R-2, 4 each all R-25 except 3B) 160 assorted tubes
RL360PD	R-3 Display	3/tb, CARDED (6 each all degrees)
ML192D	ML Display	12 tbs degrees 2H, H, HB, B in all sizes



## Maxxliner Display and sets

Item no.	Description	Size
MX180D	180 markers total. All 48 colors plus colorless blender & free display	
MX10S	Assortment: Sets (6 each 12, 3 each 24, & 1 each 36)	



E-103D



E-104D



E-105D



E-106D

## Eraser Displays

Item no.	Description	Size
E-103D	Soft white plastic	20-pc display box
E-104D	Soji, 4B soft eraser	20-pc display box
E-105D	Pebble, thin, round plastic, white	24-pc display box
E-106D	Wave, Soft plastic, blue and white	18-pc display box
E-107D	Prism, Soft plastic, prism shape, blue	24-pc display box
E-120D	Kneaded, large 1.38" x 1.38" x .38"	18-pc display box



E-107D



E-120D



ART36D



DC288D

## Drawing Pencil Displays

Item no.	Description	Size
ART36D	SETS	6 each all Drawing Pencils & 6 each CHP-6
DC288D	OPEN STOCK	12 each all deg & hardness & 24 each HB, CHP-S, CHP-M, CHP-H

## Pastels and Charcoal Displays

Item no.	Description	Size
SP40PD	Sketching Pastels & Compressed Charcoal	12 each 7765-3-BLK & 7765-3-WHT-S; and 6 ea 7765-GREY-6, 7765-ERTH-6, & CCS-3

## Water Soluble Graphite Displays

Item no.	Description	Size
WSG48D	Jumbo WS Graphite Sticks	9 pcs each 2B, 4B, 6B, 8B; 18 pcs each 10B, 12B



SP40PD



VWC40PD



WSG48D



316-CAN

## Vine Charcoal Displays

Item no.	Description	Size
316-CAN	Vine Charcoal: 3/16" canister	48 three-piece sets (S,M,H)
VWC40PD	Sets, Charcoals	6 each VIN-316-S, VIN-316-M, VIN-316-H, VIN-316-SMH, WLW-LRG, & WLW-JMB

## Sharpeners Display

Item no.	Description	Size
ML1006D	Metal pencil sharpeners	24 pc box





## STANDARD KITS



### DKB-1A: Pacific Arc Architecture Kit

- |                                  |                             |
|----------------------------------|-----------------------------|
| 1 Architectural triangular scale | 1 white vinyl eraser        |
| 1 4x4 cross section paper pad    | 1 2 mm lead holder          |
| 1 Springbow compass              | 1 2 mm lead pointer         |
| 1 6 in friction divider          | 1 26 hole erasing shield    |
| 1 Set of graduated triangles     | 1 2 mm refill lead (3-pack) |
| 1 6 in 180° protractor           | 1 mesh carrying case        |
| 1 6 in French curve              |                             |



### DKB-1E: Pacific Arc Engineering Kit

- |                               |                             |
|-------------------------------|-----------------------------|
| 1 Engineer triangular scale   | 1 white vinyl eraser        |
| 1 4x4 cross section paper pad | 1 2 mm lead holder          |
| 1 Springbow compass           | 1 2 mm lead pointer         |
| 1 6 in friction divider       | 1 26 hole erasing shield    |
| 1 Set of graduated triangles  | 1 2 mm refill lead (3-pack) |
| 1 6 in 180° protractor        | 1 mesh carrying case        |
| 1 6 in French curve           |                             |

## CUSTOM KITS

Available at no extra charge, Pacific Arc offers custom kits assembled to your specifications. Simply email us your supply list, and we will send you a quote.

Should you desire, we can also forward a no-charge sample kit for your approval. All kits are packed in your choice of a clear vinyl or mesh-reinforced zipper case.



### CONTACT US

	Email	Phone
Customer service	customerservice@pacificarc.us	281-343-7337 opt. 1
Orders	orders@pacificarc.us	281-343-7337 opt. 1
Accounting	accounting@pacificarc.us	281-343-7337 opt. 4
General inquiries	contact@pacificarc.us	281-343-7337 opt. 1

Pacific Arc  
1020 Agnes Rd.  
Richmond TX, 77469

Phone: 281-343-7337  
Email: [contact@pacificarc.us](mailto:contact@pacificarc.us)  
Website: [www.pacificarc.us](http://www.pacificarc.us)

### ORDERING AND TERMS

Send your orders to **[orders@pacificarc.us](mailto:orders@pacificarc.us)**. For details regarding order minimums, back orders, freight policies, payment terms, or setting up an account, email **[contact@pacificarc.us](mailto:contact@pacificarc.us)**.

### PROMOTION

Please contact your local Pacific Arc representative or contact us directly regarding potential promotions and/or discount terms for your company. Visit our website to see all our latest products and news!



1020 agnes road  
Rochmond TX 77469

TO:

pacific arc, inc



Telephone: 281.343.7337  
Website: [www.pacificarc.us](http://www.pacificarc.us)  
Email: [orders@pacificarc.us](mailto:orders@pacificarc.us)

 @pacific.arc  
 Pacific Arc