



## 2025 - NJMP Written Meeting Notes

### New Jersey Lottery SPEEDTOUR

### August 1-3, 2025

**NOTE:** **HOOSIER TIRE** is planning to arrive Thursday afternoon. Hoosier sets their operational hours each weekend and posts those hours at their service desk.

**NOTE:** This event is **HOSTED BY SVRA/United States F4/FR.**

**NOTE:** The Thursday Test Day is Track hosted and operated.  
FRP has no involvement in this test day.

Check the track schedule for information: [Click Here](#)

#### Load-in:

**For Test Day Participants** — Wednesday 3:00pm - Gates OPEN. Teams who not have a reserved garage, need to paddock in the FRP area.

SVRA staff will inform you at load-in where the FRP paddock area is.

**All Others** — Thursday 3:30pm - 5:00pm. Load-in will be self directed with SVRA staff guidance. Pay attention and follow directions by SVRA staff. Paddock in the FRP designated area - SVRA staff will inform you at load-in where the FRP paddock area is.

There is limited pavement, so park support rigs including motorhomes off the pavement to allow race car canopies to use the pavement. You can park your truck/trailer on the grass and set up your canopy on the pavement, but must leave a car widths room on the pavement to allow other teams access to their paddock space. **No canopies can be set up on the emergency access road-** you will be moved!!

#### At Track Registration:

**Everyone** **MUST** sign the NJMP paper waiver, and for those without FRP annual credentials, the SVRA digital NJ event waiver.

**FRP Registration will be Friday 7:00am - 10:00am in the Registration building outside the entry gate. Thereafter at the FRP series rig.**

For anyone arriving before or after FRP's registration Friday 7:00am -10:00 am:

Prior to entering the track facilities stop by the registration building outside of the gate and sign in with SVRA registration the required paper track waiver, and for those without annual hardcards, the Digitail SVRA Event Waiver.

#### SVRA — At Track Registration Hours:

Thursday	3:00pm - 6:00pm	Saturday	7:30am - 12:30pm
Friday	7:00am - 5:00pm	Sunday	8:00am - 10:00am

## **DRIVER NOTES:**

**FRP's MANDATORY Driver's Meeting: 12:30 PM FRIDAY 8/1/25 in FRP's tech garage #2/25. Failure to attend may result in a fine of \$100.00.**

**FALSE GRID: TRACK ENTRY** will be from the False Grid for all sessions.



**FALSE GRID:** Cars will be placed in their qualified spot until the 1 minute mark, so long as it will not disrupt normal operations and does not create a safety hazard as determined by the Grid Marshal. *If multiple cars arrive with minutes left before release, they may not be placed in their assigned grid spot. Be early!*

See FRP PRR Article 1.4.3.5 – 1.4.3.7 for more detail.

### **RACE STARTS:**

1. No tire scrubbing in Pit Lane.
2. Pace Car speed will be approximately 55-60 MPH.
3. Start formation is 2 x 2 as determined by qualifying times.
4. Lights out on Pace Car signals form up 2 x 2.
5. Creating a gap to the pace car or another competitor is not permitted.  
**All cars must maintain pace car speed until Green Flag is displayed.**
6. If the start is waved off double yellow flags will be displayed and **NO START** announced to teams over series radio frequency. Cars to reform for 2x2 start next time by.
7. Passing is allowed when green flag is displayed.

### **RESTARTS:**

1. Safety Car speed will be approximately 55-60 MPH.
2. Lights out on Pace Car signals “green flag this time by”.
3. Creating a gap to the safety car or another competitor is not permitted
4. Single file - when Safety Car pulls off the leader controls the pace  
– there is no passing until the green flag is displayed –
5. If the start is waved off double yellow flags will be displayed and **NO START** announced to teams over series radio frequency.
6. Passing is allowed when green flag is displayed.

**Pit Lane speed limit is 45 MPH**

**BLEND LINES:** Observe and respect the blend lines both entering and exiting the pits. Penalties may be assessed for violations of the blend lines.

**DISABLED ON THE TRACK:** if another race car can reach you, **stay belted in your car** until help arrives and directs you to exit the driver's compartment. Needless to say, this does not apply if you happen to be on fire. Do your best to get the car behind a barrier or near a flag station if possible.

**Visor up is the signal driver is OK after incident.** Additionally, if you can make eye contact with the corner marshal give them a "thumbs up" signal.

**RADIO FREQUENCY:** FRP requires all teams to monitor our Series frequency and the ability to communicate with their drivers from Pit Lane. FRP has transitioned to digital radios and SpeedCom is our official radio sponsor. Our digital radio frequency is 459.4625 with CC 7.


#### **VIDEO CAMERAS:**

- Competitors who choose to use video cameras should start each race weekend with a "clean" MICRO SD card, so only the current weekend video files will be on the card. It is strongly encouraged that your camera's time and date is accurately set.
- Stewards requests to review on track incidents are mandatory and you must submit full length complete videos of the entire session.
- Please see FRP PRR for procedure for filing an official protest.

**DRIVER CONDUCT:** Driver's must review FRP's 2025 Pro Racing Regulations, in particular, Paragraph 1.6.17 Driving Conduct.

See online – "**SAFEisFAST.com**" – excellent discussion on blocking vs. defending.

**PODIUM:** Top three overall and top three masters from F1600, top three F2000 finishers, top three FA-016, and top three FA-Open are to proceed from the track directly to the scales without stopping in Pit Lane (unless having an emergency). Once cars are weighed, Tech will release drivers to attend Podium celebrations.



**IMPOUND – All Classes:**

Post Qualifying – Top 5 to report to Impound.

Post all Races – Top 3 overall and top 3 Masters (F1600) to report to Impound

Chief of Tech may choose additional cars by notifying team in pit lane.

**TECH LOCATION:** Tech will be located in **Garage 2/25**

**ADMITTANCE TO HOT PIT AREA:** All crew and visitors who will be in the Hot Pit Area are required to register with FRP/SVRA. NO CREW OR VISITOR WILL BE PERMITTED IN THE HOT PIT AREA WITHOUT THE APPROPRIATE REGISTRATION AND ARM BAND. Drivers may be fined \$500.00 for having crew or visitors entering the Hot Pit area without the appropriate arm band.

**Please note:** NJMP does not permit the wearing of shorts in Pit Lane. Long pants, and closed toe shoes are required. New Jersey has state laws that govern racing and often referred to as “Chapter 62”. See: [NJ Chap 62](#)

**SCHEDULE:** Updated schedules are available at Impound; Listen to the Series frequency for updated schedule changes.

**TRACK ACCESS:** Gates at NJMP are open 24 hours a day

**TRACK DAMAGE/OIL CLEANUP COST POLICY:** It has been and remains the policy of FRP that costs associated with either track damage or oil cleanup is the responsibility of the car that created the damage or dropped the oil, regardless of an “at fault” decision made by the FRP Stewards.

**TIRE DECLARATION:** FRP requires tires to be properly declared by the competitor.

All tires must be purchased through the HOOSIER FACTORY AT-TRACK provider. Hoosier will place a unique purple identification mark on the tires. It is the competitor’s responsibility to obtain the unique yellow stamp applied to their tires by a Formula Race Promotions Tech official prior to any qualifying or race. Tech will make an effort to visit teams in the paddock, but it is suggested teams bring tires to the Scale/Impound area for stamping.

**Spec Fuel: available at NJMP**

- F2000 Zetec or MZR powered cars and F1600 Honda Fit powered cars requiring 93 octane unleaded fuel—the required fuel is the 93 octane unleaded fuel supplied by NJMP.
- F2000 Pinto powered cars and F1600 Kent powered cars are required to run 110 octane leaded fuel supplied by NJMP or 100LL AVGAS provided by competitor.
- FA is required 110 octane leaded fuel supplied by NJMP or Sunoco 260GT (100 octane unleaded) as supplied by the competitor, or 100LL AVGAS provided by competitor.














The fuel stations are permitted to fill containers in proper five gallon **red fuel cans only**, per New Jersey state law. Larger fuel containers of 10 gallons or more (any color) are permitted to be used as long as they are marked appropriately (stickers or writing on container that reads “FUEL”).



# FLAGS

The following flags shall be the official method to communicate with competitors during all practice, qualifying and race sessions. Flags are divided into two groups: Advisory and Mandatory Compliance:

**MISSING a Mandatory Compliance Flag may result in A MINIMUM \$150 Fine.**

Flag	Advisory Flags
	Displayed by the starter, signals the beginning or resumption of a session. <b>FRP does NOT use a green flag, following a yellow caution area/incident.</b> Racing resumes after an incident. No passing is from the yellow to after the incident that caused the yellow flag.
	Competitor warning displayed with number board. Shown at start/finish. Use proper driving conduct.
	Warns competitors that faster cars are approaching or a following car may be in their blind spot. Use caution and sportsmanship, allow racing room per FRP's PRR Article <b>1.6.17.4</b> , and do not make abrupt changes in direction.
	Caution, the racing surface may be affected by fluids or debris.
	Caution, you are approaching a slow moving vehicle. <b>WHITE WAVED at START/FINISH</b> Indicates the last lap of a competition.
	<b>WHITEWITHREDDIAGONALATSTART/FINISH:</b> Emergency vehicles are on course.
Flag	Mandatory Compliance Flags — MISSING a Mandatory Flag may result in A MINIMUM \$150 Fine.
	<b>Black Flag All - <u>Qualifying &amp; Practice Sessions</u>:</b> A Black Flag is displayed at all stations, indicates that all competitors must return to the pits in an <u>orderly, controlled fashion</u> - No Racing. <u>Passing is OK.</u> <b>Black Flag All - <u>Under Race Circumstances</u>:</b> is to be considered the same as a Red Flag <b>NO PASSING IS ALLOWED.</b> A Black Flag all, under race circumstances, may, or may not, also be accompanied by a red flag.
	<b>Black Flag with Number Board:</b> A Black Flag is shown with competitors number from start/finish and designated station(s) on the circuit. Summons competitor to officials in pit lane for consultation and/or penalty. Competitor to comply on the next approach to pit entry.
	Informs competitor of a mechanical problem that may endanger the driver or other competitors. Shown with number board from start/ finish and designated station(s) on the circuit. Report immediately to assigned pit at reduced speed. The car may not rejoin the session until released by an FRP Official.
	<b>RED FLAG during a Race:</b> The session has been stopped. <b>NO PASSING IS ALLOWED.</b> Use caution, be prepared to stop, and proceed immediately to pit lane. Be prepared to encounter complete track blockage; if so park as far to the side of the track as possible, and proceed to the pits only when directed. Upon entering the pits, cars shall line up in the Fast Lane in the order they entered pit lane.
	<b>Any YELLOW flag</b> denotes a “no passing” zone. This zone starts at a perpendicular line across the track from the flag and ends at a perpendicular line across the track from the last component of the incident causing the yellow flag. The last component may be the car, driver, responding officials, other vehicles and/or large debris. Racing resumes after the incident. <b>YELLOW, STANDING (STATIONARY):</b> Use caution, however the incident is (should be) off the racing surface. There may be danger to you if you leave the racing surface. Have your car under complete control. Go through the no passing zone in single file. <b>Expect a penalty if you lose control in the no passing zone, or if you are determined to have passed another car in the zone.</b> <b>YELLOW, WAVING:</b> Use extreme caution. You are approaching an incident that has all or a portion of the racing surface blocked. You may have to change your line. <b>You must be prepared to stop.</b> Have your car under complete control. Go through the no passing zone in single file. <b>Expect a penalty if you lose control in the no passing zone, or if you are determined to have passed another car in the zone.</b> <b>NOTE:</b> You may encounter several yellow flags prior to reaching the incident. Passing is not permitted between the first yellow flag and the incident that caused the yellow flag. See the definition of the no passing zone above.
	<b>YELLOW, DOUBLE:</b> The flags will be displayed at all stations. Full course caution, slow down, use caution, no passing anywhere on the circuit. This may be used with or without a safety car. However in nearly all cases a safety car will be used. Gather in single file behind the safety car or the leader and prepare for a restart. The course remains under the full-course yellow condition until a green flag is displayed at start/finish.
	Signals the completion of practice, qualifying or race. All cars shall exit the course once they have passed start/finish and received the checkered flag. — <b>Missing a Checkered Flag may result in A MINIMUM \$150 Fine, per lap</b> —