



# 2026 - ROAD AMERICA - Written Meeting Notes

**NOTE: This event is HOSTED BY TRANS AM.**

**This is a busy spectator event weekend**

**We expect a full paddock!! - Pack your Patience!**

**THURSDAY TEST DAY IS MANAGED BY RACING AMERICA**

**LOAD- IN:** Wednesday 6/24/2026 3:00 PM to 5:00 PM. Series will direct/park all rigs. Gates will be closed at 5:00 PM per Trans Am thus no further load-in until Thursday at 7:00 AM.

**Staging is behind the registration building to the right.**

**At Track Registration:** This is a 2 step process. **Step 1** - Registration and waivers to enter the track — at the Registration Building (outside of the gate to the right),

**Step 2** - FRP’s registration for drivers at the Series Rig.

**Track Access:** Road America will accept our annual waiver. **THUS:** after the start of Load-In, for everyone who has the 2026 FRP License or crew hardcard (except minors) - you may proceed directly through gate without stopping at registration (you need the hard card in hand!).

**MINORS:** Even if you have an FRP license or crew hardcard YOU MUST go to the Registration building sign the track’s MiNOR WAIVER - No Exceptions!

**For all others and guests** who do not have the actual hard card in hand, you must go to the Registration Building (outside of the gate to the right) to sign waivers and collect a wrist band.

**ALL Participants** — drivers & crew & guests **MUST either have a FRP hard card or wrist band signifying they have signed the required waivers.** Anyone found at this event without proper credentials may be fined (\$500), and this fine will accrue to the associated team.

- For those you have applied for a license or hardcard but do not yet have them in hand, collect them at the Registration Building.
- For others, you can do the online FRP EVENT Waiver by clicking on this QR code. Have the “You are all set” Screen available at registration.
- Anyone arriving outside of registration hours who does not have a hardcard, likely will have to buy a ticket at the gate to enter the track. This is a spectator event.



## Registration Hours:

### Entry Registration Building Outside the Gate

Wednesday 1:00pm - 5:00pm  
 Thursday 7:00am - 5:00pm  
 Friday 7:00am - 2:00pm  
 Saturday 7:30am - 1:00pm  
 Sunday 7:45am - 11:00am

### FRP Driver Registration AT SERIES RIG

— FRP Registration 5:00pm - 7:00pm  
 — FRP Registration 8:00am - 5:00pm  
 — FRP Registration 7:30am - 11:00am  
 — Thereafter, Have any FRP Staff call Clay on the Radio.

## **DRIVER NOTES:**

**BE EARLY TO THE GRID:** Cars will be placed in their qualified spot until the 1-minute mark, so long as it will not disrupt normal operations and does not create a safety hazard as determined by the Grid Marshal. *If multiple cars arrive with minutes left before release, they may not be placed in their assigned grid spot. Be early!* See FRP PRR Article 1.4.3.5 – 1.4.3.7 for more detail.

**PACE CAR:** Pace car and pace car driver is being provided by TRANS AM. We will request the pace car to pace the field at 55mph

**SCHEDULE:** **Stay alert for schedule changes!!!** FRP stewards will use FRP radio “channel 1” as our official means to communicate schedule changes. When possible we will also post an email; however FRP channel 1 remains the primary communications with teams.

### **RACE STARTS:**

1. **No tire scrubbing or swerving in Pit Lane.**
2. Pace Car speed will be approximately 55-60 MPH.
3. Start formation is 2 x 2 as determined by qualifying times.
4. Lights out on Pace Car signals form up 2 x 2.
5. Creating a gap to the pace car or another competitor is not permitted. **All cars must maintain pace car speed until Green Flag is displayed.**
6. If the start is waved off double yellow flags will be displayed and *NO START* announced to teams over series radio frequency. Cars to reform for 2x2 start next time by.
7. Passing is allowed when green flag is displayed.

### **RESTARTS:**

1. Safety Car speed will be approximately 55-60 MPH.
2. Lights out on Pace Car signals “green flag this time by”.
3. Creating a gap to the safety car or another competitor is not permitted
4. Single file - when Safety Car pulls off the leader controls the pace – there is no passing until the green flag is displayed.
5. If the start is waved off double yellow flags will be displayed and *NO START* announced to teams over series radio frequency.

### **Pit Lane speed limit is 45 MPH**

**DISABLED ON THE TRACK:** To avoid session stoppages, please try and get your car to a safe place. If another race car can reach you, **stay belted in your car** until help arrives and directs you to exit the driver’s compartment. Needless to say, this does not apply if you happen to be on fire.

**Visor up is the signal driver is OK after incident.** Additionally, if you can make eye contact with the corner marshal, give them a “thumbs up” signal.

**MANDATORY FRP DRIVERS' MEETING:** The **12:05 PM Friday June 26<sup>th</sup>** Drivers Meeting is **mandatory**; attendance will be taken. Failure to attend may result in penalties and fines. The driver's meeting will be at the Series Rig.

**RADIO FREQUENCY:** FRP requires all teams to monitor our Series Frequency and the ability to communicate with their drivers from Pit Lane. FRP has transitioned to digital radios and SpeedCom is our official radio sponsor. Our digital radio frequency is 459.4625 with CC 7. For safety reasons, FRP will have stricter enforcement of this rule in 2026.

**EXPECT HOT PULLS:** Road America safety teams often elect to remove stuck or damaged race cars under a local yellow flag. Be careful and slow down when passing a local yellow as safety crews might be retrieving a car.

#### **VIDEO CAMERA's:**

- Competitors who choose to use video cameras are requested to start each race weekend with a "clean" MICRO SD card, so only the current weekend video files will be on the card. It is strongly encouraged that your camera's time and date is accurately set.
- Stewards requests to review on track incidents are mandatory and you must submit full length complete videos of the entire session.
- Please see FRP PRR for procedure for filing an official protest.

**DRIVER CONDUCT:** Driver's must review FRP's 2024 Pro Racing Regulations, in particular, Paragraph 1.6.17 Driving Conduct.

#### **BLOCKING:**

See online – "<http://safeisfast.com/video/defending-vs-blocking/>" – excellent discussion on blocking vs. defending. **Abrupt changes in direction that impede or affect the path of another car attempting to overtake or pass may be interpreted as an effort to deprive a fellow competitor of the right to racing room.**

FRP may have spotters observing around the race course. Should a spotter report blocking, the stewards will take action including the possibility of a stop and go penalty. BE AWARE.

See online – "**SAFEisFAST.com**" – excellent discussion on blocking vs. defending.

#### **IMPOUND & PODIUM - FEATURE RACE ONLY**

**After Races** - Top three overall and top three masters from F1600, top three F2000 finishers, top three FA 016, and top three FA Open are to proceed from the track directly to the scales without stopping in Pit Lane (unless having an emergency). We will discuss Podium for the feature race at the drivers meeting.

**IMPOUND LOCATION: Qualifying & All Races - Stay alert to location of the scales and Impound. It may not be located at the Series Rig, but at the tech shed by the garages.**

#### **IMPOUND – All Classes:**

Post Qualifying – Top 5 to report to Impound.

Post all Races – Top 3 overall to report to Impound

Chief of Tech may choose additional cars by notifying team in pit lane.

**TRACK ACCESS:** Gates at ROAD AMERICA are open 24 hours a day starting Wednesday (Load in on Wednesday is closed after 5:00pm per Trans Am.

**TRACK DAMAGE/OIL CLEANUP COST POLICY:** It has been and remains the policy of FRP that costs associated with either track damage or oil cleanup is the responsibility of the car that created the damage or dropped the oil, regardless of an “at fault” decision made by the FRP Stewards.

**SERIES RADIO FREQUENCY:** FRP requires all teams to monitor our Series Frequency and the ability to communicate with their drivers from Pit Lane. FRP has transitioned to digital radios and SpeedCom is our official radio sponsor. Our digital radio frequency is 469.4625 with CC 7

**SPEC FUEL:** All entrants please be advised the only legal fuel to be used at the ROAD AMERICA event Friday June 26 through June 30, 2025 will be:

F2000 Zetec, or MZR powered cars and F1600 Honda Fit powered cars requiring 93 octane unleaded fuel—the required fuel is the BP 93 octane unleaded fuel supplied by the BP gas station located at the intersection of Fairview Dr. and Rt. 23 in Plymouth WI.

F2000 Pinto powered cars and F1600 Kent powered cars are required to run the Sunoco 110 octane leaded fuel supplied at the track by ROAD AMERICA; or 93 octane supplied by the BP gas station located at the intersection of Fairview Dr. and Rt.23 in Plymouth WI; or 100LL AvGas as supplied by the competitor.

FA is required to run the Sunoco 110 octane leaded or 260 GTX unleaded fuel supplied at the track by ROAD AMERICA, or Sunoco 260GT as supplied by the competitor.

All fuel testing commencing Saturday June 27, 2026 will be using the above specified fuel as the baseline for chemical and dielectric comparison. This allows teams to have the practice session on Friday June 26, 2026 and the optional test day on Thursday June 25, 2026 to flush their tanks.

**TIRES: Order them NOW** (if you haven't already done so)

We are now serviced by Hoosier Dealers, so PLEASE pre-order your tires:

**Hoosier Tire Midwest-Plymouth**

Ph: (574) 936-8344 [www.allgaierperformance.com](http://www.allgaierperformance.com)

Contact: Fred Awald [fawald@racetires.com](mailto:fawald@racetires.com)

**F1600 & F2000** - You are allowed 6 tires starting with qualifying.














**Atlantic** - You are allowed 8 tires starting with qualifying.

**TIRE DECLARATION:** FRP requires tires to be properly declared by the competitor. All tires must be purchased through the HOOSIER Distributor at the track. Hoosier will place a unique purple identification mark on the tires. It is the competitor's responsibility to obtain the unique yellow stamp applied to their tires by a Formula Race Promotions Tech official prior to any qualifying or race. Tech will make an effort to visit teams in the paddock, but it is suggested teams bring tires to the Scale/ Impound area for stamping.

# FLAGS

The following flags shall be the official method to communicate with competitors during all practice, qualifying and race sessions. Flags are divided into two groups: Advisory and Mandatory Compliance:

**MISSING a Mandatory Compliance Flag may result in A MINIMUM \$150 Fine.**

Flag	Advisory Flags
	Displayed by the starter, signals the beginning or resumption of a session. <b>FRP does NOT use a green flag, following a yellow caution area/incident.</b> Racing resumes after an incident. No passing is from the yellow to after the incident that caused the yellow flag.
	Competitor warning displayed with number board. Shown at start/finish. Use proper driving conduct.
	Warns competitors that faster cars are approaching or a following car may be in their blind spot. Use caution and sportsmanship, allow racing room per FRP's PRR Article 1.6.17.4, and do not make abrupt changes in direction.
	Caution, the racing surface may be affected by fluids or debris.
	Caution, you are approaching a slow moving vehicle. <b>WHITE WAVED at START/FINISH</b> Indicates the last lap of a competition.
	<b>WHITE WITH RED DIAGONAL AT START/FINISH:</b> Emergency vehicles are on course.
Flag	Mandatory Compliance Flags — MISSING a Mandatory Flag may result in A MINIMUM \$150 Fine.
	<b>Black Flag All - Qualifying &amp; Practice Sessions:</b> A Black Flag is displayed at all stations, indicates that all competitors must return to the pits in an <u>orderly, controlled fashion</u> - No Racing. <u>Passing is OK.</u> <b>Black Flag All - Under Race Circumstances:</b> is to be considered the same as a Red Flag <b>NO PASSING IS ALLOWED.</b> A Black Flag all, under race circumstances, may, or may not, also be accompanied by a red flag.
	<b>Black Flag with Number Board:</b> A Black Flag is shown with competitors number from start/finish and designated station(s) on the circuit. Summons competitor to officials in pit lane for consultation and/or penalty. Competitor to comply on the next approach to pit entry.
	Informs competitor of a mechanical problem that may endanger the driver or other competitors. Shown with number board from start/ finish and designated station(s) on the circuit. Report immediately to assigned pit at reduced speed. The car may not rejoin the session until released by an FRP Official.
	<b>RED FLAG during a Race:</b> The session has been stopped. <b>NO PASSING IS ALLOWED.</b> Use caution, be prepared to stop, and proceed immediately to pit lane. Be prepared to encounter complete track blockage; if so park as far to the side of the track as possible, and proceed to the pits only when directed. Upon entering the pits, cars shall line up in the Fast Lane in the order they entered pit lane.
	<b>Any YELLOW flag</b> denotes a “no passing” zone. This zone starts at a perpendicular line across the track from the flag and ends at a perpendicular line across the track from the last component of the incident causing the yellow flag. The last component may be the car, driver, responding officials, other vehicles and/or large debris. Racing resumes after the incident. <b>YELLOW, STANDING (STATIONARY):</b> Use caution, however the incident is (should be) off the racing surface. There may be danger to you if you leave the racing surface. Have your car under complete control. Go through the no passing zone in single file. <b>Expect a penalty if you lose control in the no passing zone, or if you are determined to have passed another car in the zone.</b> <b>YELLOW, WAVING:</b> Use extreme caution. You are approaching an incident that has all or a portion of the racing surface blocked. You may have to change your line. <b>You must be prepared to stop.</b> Have your car under complete control. Go through the no passing zone in single file. <b>Expect a penalty if you lose control in the no passing zone, or if you are determined to have passed another car in the zone.</b> <b>NOTE:</b> You may encounter several yellow flags prior to reaching the incident. Passing is not permitted between the first yellow flag and the incident that caused the yellow flag. See the definition of the no passing zone above.
	<b>YELLOW, DOUBLE:</b> The flags will be displayed at all stations. Full course caution, slow down, use caution, no passing anywhere on the circuit. This may be used with or without a safety car. However in nearly all cases a safety car will be used. Gather in single file behind the safety car or the leader and prepare for a restart. The course remains under the full-course yellow condition until a green flag is displayed at start/finish.
	Signals the completion of practice, qualifying or race. All cars shall exit the course once they have passed start/finish and received the checkered flag. — <b>Missing a Checkered Flag may result in A MINIMUM \$150 Fine, per lap</b> —