

# POAC

## Official Handbook



*"The versatile family breed"*

# 2026

**Pony Of the Americas Club, Inc.**

**3828 S. Emerson Avenue**

**Indianapolis, IN 46203**

**317.788.0107**

**poac.org**



<b>Table of Contents</b>		<i>Page</i>
Appendix		204
Articles of Incorporation		7
Charitable Purpose		8
Dissolution		8
Life of Corporation		7
Membership		7
Name		7
Purpose		7
Registered Agent and Office		7
Stock		7
Violations and Disciplinary Procedures		7
Bylaws of the Pony Of the Americas Club, Inc.		9
Amendments		16
Ballots		15
Board of Directors		10
Chief Executive Officer - CEO		13
Committees		14
Meetings		9
Membership		9
Name		9
Officers		13
Purpose		9
State, Province, Regional and International Associations		14
Website		16
Bylaws of the Youth Advisory Board		17
<i>RULES AND REGULATIONS</i>	<i>Rule</i>	<i>Page</i>
“A” Shows	57	64
Additional Nationally Sponsored POA Shows	71	72
Adult Non-Pro Division	107	97
Advancement to Permanent Registration	28	53
Age of Pony	24	49
AI Breeding/Non-Live Cover	36	56
Allowable White Leg and Face Markings	23	49
Alteration, Castration/Gelding, Spaying	41	59
Approved Breed Associations for Crossbreeding	51	61
Approved Class Breakdowns	105	95
Age of Rider, Age of Pony, Walk/Trot Pleasure		
Approved Halter Classes for National Points	98	88
Approved Performance Classes for National Points	104	93
Attire, Gymkhana	139	173
Attire, Halter	100	88
Attire, Hunt Seat	114	106
Attire, Western	112	103
Bareback Horsemanship	118	109
Base Coat Colors	20	46
Bonus Points	72	72
Breed Standard, POA	95	84
Breeder Awards	168	189
Breeding, Non-Live-Cover/AI	36	56
Breeding, Pasture	35	56
Breeding Reports, Stallion	33	55
Breeding Stock Classes	93	83
Broodmare Class (in Halter Rules)	97	87
Building & Promotion (B&P) Shows	62	66
Cancelled Shows	82	79
Certified LP-Tested Ponies	26	52
Champion Halter Points	73	73
Characteristics, POA	19	45
Class Breakdowns, Approved	105	95
Age of Rider, Age of Pony, Walk/Trot Pleasure		
Coat Colors, Base	20	46
Coat Patterns, POA	18	44
Conduct at Shows, General	84	80

	<i>Rule</i>	<i>Page</i>
Congress Show	70	69
Corrections to Show Results	92	83
Costume/Native American Regalia	136	170
Crossbreeding, Approved Breed Associations	51	61
Cruel and Inhumane Treatment, Violations	8	22
Cutting	129	160
Deceased Ponies	45	60
Definitions, More Than One Rider/Pony	83	79
Age, Riders Exhibiting More Than One POA Per Class,		
More Than One Rider Exhibiting a POA		
Disqualifications, General	108	98
DNA Testing	34	56
Driving, Obstacle - Adult Gambler's Choice	135	170
Driving, Pleasure	134	169
Drugs and Medications	14	35
Duplicate Pedigree Certificate/Papers	42	59
Embryo Transfer	37	57
Entries	77	78
Equine Organization Shows	58	64
Equine Welfare Statement (in Foreword)		6
Equitation, Hunt Seat	119	109
Equitation, Hunt Seat Over Fences	120	110
Excessive White/Allowable White Markings	23	49
Face Markings	21	47
Family of the Year Award	159	185
Fees (in Appendix)		204
Field Registration	31	55
Futurities		
18 & Under National Congress Stakes	176	191
Halter - Yearling, Two, Three, Four and Five Year Old	182	196
Hunter in Hand Futurity	184	197
In-Hand Trail Futurities, Yearling and Two Year Old	186	198
International Sale Futurities, General Rules	181	195
JPFC Reining Futurity	189	199
Junior Pony Futurity Classic (JPFC)	188	198
Longe Line Futurities, Yearling and Two Year Old	185	197
Most Colorful Futurity	183	197
Rebekah Trout Hunter Under Saddle Futurity	177	191
Select Sire Futurity	180	192
Select Sire Futurity Incentive Fund	180	195
Yearling High Point Triad Award	187	198
General Conduct at Shows	84	80
Genetic Testing/DNA Testing	34	56
Golden Legacy Award	161	185
Golden Premier Dam Award	167	189
Golden Premier Sire Award	166	189
Grooming for Shows	90	82
Group Halter Classes	99	88
Get of Sire, Produce of Dam, Mare and Foal, Most Colorful		
Gymkhana Classes/Timed Events		
Calf Daubing	154	180
Cloverleaf Barrels	144	175
Combination Dash	152	179
Figure 8 Barrels	147	177
Figure 8 Stake	151	179
Flag Race	145	176
Goat Tail Tying	155	180
Go-Go Race	142	175
Handy Horse	148	178
Keyhole	149	178
Pole Bending	141	174
Roping	153	180
Scurry Race	150	178

	<i>Rule</i>	<i>Page</i>
Gymkhana Classes/Timed Events (cont'd)		
Single Pole	140	174
Straight Barrels	146	177
Texas Rollback	143	175
Gymkhana Rules, General	139	173
Hall of Fame, for People and POAs	158	183
Halter Classes, Approved	98	88
Halter Classes, Group	99	88
Get of Sire, Produce of Dam, Mare and Foal, Most Colorful		
Halter Rules, General	97	87
Halter Tack and Attire	100	88
Handicap/Special Needs Riding Medallion	173	190
Hardship Registration	25	51
Height Chart, Official	87	82
High Point Awards	91	83
Horseback Riding Program	171	190
Horsemanship, Bareback	118	109
Horsemanship, Leadline 6 & Under	116	107
Horsemanship, Western	117	107
Horsemanship Rules, General	115	107
Hunt Seat Attire	114	106
Hunt Seat Equitation	119	109
Hunt Seat Equitation Over Fences	120	110
Hunt Seat Tack	113	103
Hunter Hack	133	168
Hunter In Hand	102	92
Hunter Over Fences	132	165
Hunter Under Saddle	130	160
HYPP (in Ineligible Ponies)	27	53
ID Registration	25	50
Ineligible Ponies	27	52
In-Hand Trail, Yearling and 2 Year Old	125	118
Inspection for Color	88	82
Inspections	29	53
Inspectors, Types of	30	54
National, State, Licensed Veterinarians		
Inter-breed Competition With Halter (IBC)	63	66
International POA Sale	192	200
International Sale Futurities, General Rules	181	195
Judges	76	74
Jumping (Open Jumping)	131	161
Junior Pony Futurity Classic - JPFC	188	198
Leadline 6 & Under Horsemanship	116	107
Lease Agreements for POAs	49	61
Leg Markings	22	48
Liability	4	20
Lip Cords (in Halter Tack and Attire)	100	88
Litigation	6	21
Longe Line, Yearling and 2 Year Old	101	90
LP-Tested Ponies, Certified	26	52
Measurement and Inspection	85	80
Measurement Procedure	86	81
Medallion Awards	169	189
Medallion, Dressage	172	190
Medallion, Endurance/Competitive Trail Riding	170	190
Medallion, Handicap/Special Needs Riding	173	190
Membership Privileges	2	20
Membership Requirements	1	19
Regular, Junior Membership		
More Than One Rider Exhibiting a POA	83	80
Most Colorful	99	88
Name Selection for POAs	32	55
National Congress Show	70	69

	<i>Rule</i>	<i>Page</i>
National Year-End Awards	157	181
Nationally Sponsored POA Shows, Additional	71	72
Native American Regalia	136	170
Non-Live-Cover Breeding	36	56
Non-Members	3	20
Non-Pro, Adult	107	97
Notice Procedures	7	21
Obstacle Driving – Adult Gambler’s Choice	135	170
Office Charge, POAC	78	78
Official Height Chart	87	82
Official Measurement Card	43	59
Open Jumping	131	161
Open Show Points	59	65
Pasture Breeding	35	56
Penalties - Rules/Bylaws Violations	10	34
Performance Classes, Approved	104	92
Performance Rules, General	103	93
Permanent Card (formerly Permanent Height Card)	44	59
Permanent Registration, Advancement from Tentative	28	53
Pleasure Driving	134	169
POA Breed Standard	95	84
POA Characteristics	19	45
POA Coat Patterns	18	44
POAC Hall of Fame, for People and POAs	158	183
Point Designations	83	80
Point Tabulation, A Shows, Pony Rama, Equine Organization Shows, Open Show Affidavits	61	66
Point Tabulation, B&P, IBC, State Fair Shows	65	67
Point Tabulation, National Congress Show	70	71
Point Tabulation, Regional, Promotional Shows	68	69
Points, Bonus	72	72
Points, Champion Halter	73	73
Pony Rama Shows	60	66
Postponed Shows	81	79
Premier Dam Award	165	189
Premier Sire Award	164	189
Promotional Shows	67	68
Protests of Measurement	11	34
Protests of Official Measurement Card	12	35
Protests of Permanent Card	13	35
Proven Producer Award	163	188
Ranch Division	126	125
Ranch Conformation	126	143
Ranch Rail Pleasure	126	133
Ranch Reining	126	137
Ranch Riding	126	126
Ranch Trail	126	133
Tack and Attire	126	126
Versatile Ranch Pony Award	126	143
Recorded Prefix and Farm Name	50	61
Regional Shows	66	67
Regions for Shows	66	68
Register of Merit (ROM), JPFC	188	199
Register of Merit (ROM) and Supreme Champion Awards	162	186
Registration Procedure	17	43
Registration Rules, General	16	43
Registration, Types of	25	49
Tentative, Permanent, ID Pink, ID Blue, Hardship		
Reining	128	149
Reinstating POAs	47	61
Release of Liability	5	20
Rescheduled Shows	80	79
Ring Steward	75	74

	<i>Rule</i>	<i>Page</i>
Rules Violations - Rights, Procedures and Penalties	9	24
Complaints, Hearing Procedures, Suspension		
Rush Charge/Fee	48	61
Sale, International POA	192	200
Sales, Recognized POAC	193	203
Sale Without Pedigree Certificate	40	59
Scholarships (in Appendix)		204
Select Sire Futurity	180	192
Shoeing	89	82
Show Approval	56	63
Show Committees	74	73
Show Results	79	78
Show Results, Corrections to	92	83
Show Requirements, General	55	63
Show Rules, General	96	86
Showmanship at Halter	121	112
Special Needs Equine Event Participant Award	160	185
Specialty Shows	69	69
Stallion Breeding Reports	33	55
State Fair Shows	64	66
Supreme Champion and ROM Awards	162	186
Tack and Attire, General	110	99
Tack and Attire, Gymkhana	139	173
Tack and Attire, Halter	100	88
Tack and Attire, Ranch Division	126	126
Tack, Hunt Seat	113	103
Tack, Western	111	99
Terms/Definitions	52	62
Trail	124	116
Trail, Yearling and 2 Year Old In-Hand	125	118
Transfer of Ownership	38	58
Transfer Without Signature of Owner	39	58
Transported Semen	36	56
Types of Inspectors	30	54
National, State, Licensed Veterinarians		
Types of Registration	25	49
Tentative, Permanent, ID Pink, ID Blue, Hardship		
Violations	8	21
Fraudulent Practices, Cruel and Inhumane Treatment, Abusive or Unsportsmanlike Behavior, Non-Compliance		
Void POAs	46	60
Walk-Trot Division	106	96
Western Attire	112	103
Western Horsemanship	117	107
Western Pleasure	123	116
Western Riding	127	144
Western Tack	111	99
White Markings, Allowable	23	49
Year-End Awards, National	157	181
Yearling and Two Year Old In-Hand Trail	125	118
Yearling and Two Year Old Longe Line	101	90
Yearling High Point Triad Award	187	198

## FOREWORD

The PONY OF THE AMERICAS CLUB, INC., official breed registry for ponies 46 to 56 inches in height exhibiting approved coat patterns and characteristics, referred to as POAs, was formed in 1954, in Mason City, Iowa. Catering to youngsters and families, the objectives of the POAC are to develop a breed that is suitable for youth and to provide an avenue of participation that is wholesome and family oriented.

Headquarters for the Pony Of the Americas Club is in Indianapolis, Indiana. POAs have not only spread throughout the United States but also have active supporters and participants in several foreign countries. The POAC takes pride in its thousands of members, many affiliated clubs, and more than 57,000 registered ponies. The POA has a solid background, a good present and a fantastic future.

The ideal POA has long since departed from the original pony look. POAs are now bred to look and perform like their larger equine counterparts. Because of this big horse look, coupled with the small horse practicality and athletic ability, the POA is now recognized by horsemen in many countries as a distinct entity in the equine world and has gained worldwide acceptance. POA is a color breed.

This Handbook presents Corporation Articles and Bylaws, Registry Rules, Show Rules, Futurity, Register of Merit, and Regional and International Sale Guidelines. This Handbook supersedes all previous editions. For additional information, contact:

**Pony Of the Americas Club, Inc.**

**3828 S. Emerson Avenue**

**Indianapolis, IN 46203**

**Phone: (317) 788-0107**

**Fax: (317) 788-8974**

**Website: [poac.org](http://poac.org)**

We acknowledge with thanks the help received from the American Quarter Horse Association, the Appaloosa Horse Club, United States Equestrian Federation (formerly the American Horse Show Association), the Pinto Horse Association of America, the National Reining Horse Association and the National Snaffle Bit Association in preparing this Handbook.

**Pony Of the Americas' Equine Welfare Statement**

The Pony Of the Americas Club advocates respect for the dignity and the welfare of all POAs and recognizes their specialized needs. It is the responsibility of POAC members to serve as stewards of the POA and to follow practices that promote the health and welfare of the POA.

The Pony Of the Americas Club champions and fosters research toward understanding and reducing injuries and illnesses; education to inform and support owners, trainers, event organizers and veterinarians regarding preventive medicine, responsible training and the humane treatment of POAs; modern and progressive equine care as ensured by periodic examination and disease prevention implemented by licensed veterinarians in partnership with POA owners, breeders and managers; and euthanasia when justified by thorough and expedient diagnostic procedures to end inhumane suffering. Regarding the POA in competition, the Pony Of the Americas Club advocates ethical and humane conditions and handling which includes proper housing, transportation and nutrition in the training and care of the competitive POA; standardization of rules, policies and procedures for all equine events to ensure maximum safety, health and welfare for all participants; and quality drug testing to ensure equity and fairness regarding the regulation and use of appropriate therapeutic medications as they affect the competitive POA.



# **RESTATED ARTICLES OF INCORPORATION OF THE PONY OF THE AMERICAS CLUB, INC.**

Pursuant to the provisions of Section 504A.39 of the Iowa Code (1973), the undersigned corporation adopts the following Restated Articles of Incorporation:

## **ARTICLE I**

### **Name**

The name of the corporation is PONY OF THE AMERICAS CLUB, INC.

## **ARTICLE II**

### **Life of Corporation**

This corporation shall have perpetual duration.

## **ARTICLE III**

### **Purpose**

The purpose and object for which the Club is formed is to develop and improve a new type of pony to be called the Pony Of the Americas. The corporation shall also help, encourage, and assist others in the development of this new pony and all things incidental thereto; to assist in the development of the breed by keeping and maintaining a trustworthy stud book for the registration and transfer of the Pony Of the Americas which will be acceptable throughout the world as a dependable and final authority on all questions of pedigrees, and transfers of ownership of the Pony Of the Americas which are registered in the stud book. The corporation shall also hold breed promotion sales, national shows, and assist in the incorporation of other national and state associations under the parentage of the Pony Of the Americas Club in order to help the development of the breed and promote activities in the various states and other foreign countries, to fix a standard type for the pony, to better the condition of those engaged in the breeding of such animals and to assist in improving and marketing their stock, and promote various classes and to fix rules for the showing and exhibiting of the ponies at agricultural fairs and horse shows throughout the world; to furnish scientific and constructive information to all persons, and particularly to assist in helping 4-H Clubs, Future Farmers of America, and other farm children interested in breeding, selling, and showing these ponies; to encourage the use of these ponies on the farms and ranches throughout the world as a using pony. That the type of pony to be registered shall be a pony that is a happy medium of a Quarter Horse and an Arabian in miniature with a height of 46"-56"\* , which must also have approved color and characteristics.

## **ARTICLE IV**

### **Stock**

This corporation shall not have any capital stock.

## **ARTICLE V**

### **Registered Agent and Office**

The address of its registered office in the State of Iowa is 2281 J Avenue, Williamsburg, IA 52361 and the name of its Resident Agent at such address is Lee Ann Haack.

## **ARTICLE VI**

### **Membership**

There shall be two classes of members, Life Members and Active Members. There shall be no further Life Members of the corporation except those Life Members already so designated. Active Members shall be individual persons and not corporations or any other associations.

## **ARTICLE VII**

### **Violations and Disciplinary Procedures**

Any member of the Pony Of the Americas Club, Inc., may be disciplined by fine, censure, suspension or expulsion for good cause shown with the procedures therefore to be fixed in the Bylaws of the corporation.

## ARTICLE VIII

### **Charitable Purpose**

This corporation was organized exclusively for charitable, religious, educational and scientific purposes, including, for such purposes, making of distributions to organizations that qualify as exempt organizations under Section 501 (c) (5) of the Internal Revenue Code of 1954, as amended. No part of the net earnings of the corporation shall inure to the benefit of, or be distributed to, its members, trustees, officers or other private persons, except that the corporation shall be authorized and empowered to pay a reasonable compensation for services rendered and to make payments and distributions in furtherance of the purposes set forth in Article III hereof. No substantial part of the activities of the corporation shall be the carrying on of propaganda, or otherwise attempting to influence legislation, and the corporation shall not participate in, or intervene in (including the publishing or distribution of statements) any political campaign on behalf of any candidate for public office. Notwithstanding any other provision of these Articles, the corporation shall not carry on any activities not permitted to be carried on (a.) by a corporation exempt from Federal Income tax under Section 501 (c) (5) of the Internal Revenue Code of 1954, as amended, or (b.) by a corporation, contributions to which are deductible under Section 170 (c) (2) of the Internal Revenue Code of 1954, as amended.

## ARTICLE IX

### **Dissolution**

In the event of the dissolution of this corporation as provided by law after all liabilities and obligations of the corporation shall be paid and discharged or adequate provision made therefore, all of the property of every kind and nature then belonging to the corporation shall be transferred, conveyed and assigned to a State Agricultural College or Colleges for use in pony educational and scientific research and projects as the Board of Directors at that time shall have the full, complete, and absolute power to distribute the assets of this corporation; provided, however, if at the time of dissolution there is no State Agricultural College in existence, said assets shall be distributed to an organization or organizations organized and operated exclusively for charitable, educational, religious, or scientific purposes as such at the time qualify as an exempt organization or organizations under Section 501 (c) (5) of the Internal Revenue Code of 1954, as amended, as the Board of Directors shall determine. These Restated Articles of Incorporation correctly set forth the provisions of the Articles of Incorporation of the corporation as heretofore and hereby amended; have been duly adopted as required by law; and supersede the original Articles of Incorporation of this corporation and all amendments thereto.

Dated this 15th day of October, A.D. 1975

\*Height limit was raised from 54" to 56" in 1986.

# **BYLAWS OF THE PONY OF THE AMERICAS CLUB, INC.**

December 1, 2001

## **ARTICLE I**

### **Name**

Refer to Article I of the Articles of Incorporation. The official abbreviation shall be POAC.

## **ARTICLE II**

### **Purpose**

Refer to Article III of the Articles of Incorporation.

## **ARTICLE III**

### **Membership**

**Sec. 1.** The membership shall be further defined in the Rules and Regulations and may be changed or modified from time to time. A member or active member is one who has paid dues.

## **ARTICLE IV**

### **Meetings**

**Sec. 1.** All membership meetings shall be held at the principal place of business or office of this corporation in Indianapolis, IN, or at a place designated by the Board of Directors.

**Sec. 2.** The annual meeting of the active members of this corporation shall be held during the month of February. Business, as necessary, shall be transacted at that time. A notice setting out the time and place of this meeting shall be emailed to each active member at their last known email address, or mailed via U.S. Postal Service to their last known address upon special request in writing to the CEO, by the Chief Executive Officer at least 40 days prior to the meeting. A notice regarding this meeting shall also be published on the POAC website prior to the meeting date.

**Sec. 3.** Special meetings of the active members may be called at any time by the President and any two Directors, or by a majority of the active members. The CEO shall mail a notice of the special meeting to each active member at least five days prior to the meeting. Such notice shall state the time, place and purpose thereof. No business shall be transacted except as stated in the printed notice.

**Sec. 4.** Quorums for the annual or other special meetings of the active members shall constitute those active members present.

**Sec. 5.** Adjournment of the annual or other special meetings of the members may be made from day to day by a majority vote of the members present and no notice of such adjournment need be given. Any adjournment of such meetings to a date certain in the future beyond the following day must also be made by a majority vote. The CEO shall mail notice of the date certain in the future of the reconvening of the meeting at least five days before that certain date.

**Sec. 6.** Each active member shall be entitled to one vote at special or annual meetings. All ballots shall be in writing and signed by the active member.

**Sec. 7.** Proxies will not be honored by the POAC in any Association matters.

**Sec. 8.** The rules contained in the current edition of Roberts Rules of Order, Newly Revised, shall govern the POAC in all cases to which they are applicable and in which they are not inconsistent with or in conflict with these Bylaws and any special rules the POAC may adopt from time to time.

**Sec. 9.** The Executive Committee, the Board of Directors, or any official committee may conduct any such POAC meeting and permit all such committee members to participate in such meeting through the use of any means of communication by which all such committee members participating may simultaneously hear each other during any such committee meeting. A committee member participating by such means is deemed to be in attendance and present at any such meeting for all purposes under these Bylaws.

**ARTICLE V**  
**Board of Directors**

**Sec. 1. In General**

- A. There shall be 12 members on the Board of Directors, each elected to serve a three-year term. All shall be active members of the POAC.
- B. The Directors shall have the general management and control of the corporation and shall execute all the powers that may be executed and performed by the corporation according to the laws of the State of Iowa, the Articles of Incorporation and the Bylaws of this corporation.
- C. The Directors shall make and enforce rules governing members, shows and registration. They shall adopt at their discretion the rules recommended by committees.
  - 1. Rules passed shall be effective immediately except rules regarding shows. Show rules may be presented at any Board meeting and must be published on the POAC website with the Board minutes. These rules shall not be voted on until the fall Board meeting. Rules passed at that time shall become effective on January 1 of the next year.
- D. The Directors shall keep a record of their proceedings and shall report at the annual meeting of the POAC. Proceedings shall be published on the POAC website.
- E. The Directors may alter the dues/fee structures at any time they feel a change is warranted.
- F. Any Director found delinquent in the payment of dues by the deadline of January 1 of the current year shall be considered a non-member the following year and ineligible to hold office. The President shall declare that position vacant and the Board of Directors shall appoint an active member from that area to fill the vacancy and the remainder of the former Director's term of office.

**Sec. 2. Meetings of Directors**

- A. The Board of Directors shall hold meetings at the annual meeting of the POAC and shall meet on at least two other occasions during each year at a location and date to be fixed by the Board. Board members may participate in non-annual meetings electronically. The CEO shall send a written notice to the Board members at least 20 days prior to the date of the meeting. Written notice shall be emailed to their last known email address; or shall be mailed to their last known address, upon special request in writing to the CEO.
- B. **Special Meetings of the Board**
  - 1. Meetings and/or polls may be called at any time by the President.
  - 2. A majority of the Directors shall have the right to call a special meeting by notice to the President, stating the purpose of the meeting. The President shall notify the CEO, who shall notify all Directors of the place and time of the special meeting and the business to be transacted.
  - 3. A written request by 150 active members shall call a special meeting of the Board of Directors.
    - a. Notice of any called meeting shall be published on the POAC website 20 days in advance of the meeting, designating the date, place, time and purpose of the special meeting. The stated business shall be the sole business transacted at any special meeting.
    - b. A quorum shall be constituted by a majority of the Directors present.
      - (1) No motion can pass without a majority of the quorum voting in favor of that motion.

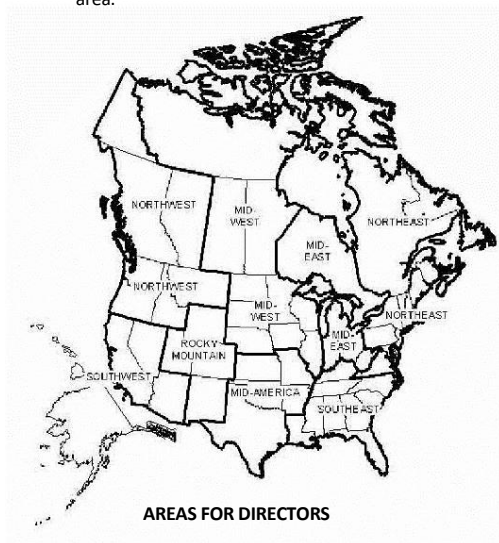
**Sec. 3. Nomination of Directors**

- A. The President shall appoint a Nomination Committee as provided in Article VIII, Sec. 3. to select the number of nominees required, ensuring two nominees for each position available.

- B. The active members in each area shall vote to nominate candidates from their area. The CEO shall prepare a nomination ballot and submit it to the active members from each area. The ballot shall be returned within a reasonable time to the place fixed by the CEO. The votes shall be tabulated by the accountant for the corporation and the results shall be available to the membership. A maximum of two nominees for each position may run.
- C. Write-in candidates shall also be eligible for election as Area Directors.
- D. A nominated candidate MUST meet the necessary requisite of a State Inspector as outlined in Rule 30.B.1, State Inspector Requirements.

#### **Sec. 4. Election of Directors**

- A. The ballots for election of Directors shall be emailed to each active member at their last known email address, or mailed via U.S. Postal Service to their last known address upon special request in writing to the CEO, by the CEO at least 40 days prior to the date of the election. The election of the member to the POAC Board of Directors shall be by written ballot of the active members. The new Board of Directors shall be seated at the fall meeting.
- B. For the purpose of election of Area Directors, there are hereby created eight areas.
  - 1. At no time shall there be more than two Directors from any one state or more than four Directors from any one area.



##### **Area I**

shall consist of Washington, Montana, Oregon, Idaho, Alaska, Alberta, British Columbia and Yukon;

##### **Area II**

shall consist of California, Nevada, Arizona and Hawaii;

##### **Area III**

shall consist of Utah, Wyoming, Colorado and New Mexico;

##### **Area IV**

shall consist of Minnesota, Iowa, Wisconsin, Illinois, North Dakota, South Dakota, Nebraska, Saskatchewan, Manitoba and Northwest Territories;

##### **Area V**

shall consist of Kansas, Oklahoma, Texas, Missouri, Arkansas, Mexico and Central America;

##### **Area VI**

shall consist of Michigan, Indiana, West Virginia, Ohio and Ontario;

#### **Area VII**

shall consist of Kentucky, Tennessee, Alabama, Louisiana, Mississippi, North Carolina, South Carolina, Georgia, Florida and South America;

#### **Area VIII**

shall consist of New York, Pennsylvania, Virginia, Maryland, Delaware, New Jersey, Connecticut, Rhode Island, Massachusetts, Vermont, New Hampshire, Maine, Quebec, New Brunswick, Newfoundland, Nova Scotia, Prince Edward Island and Europe.

- C. All Directors from one area shall be elected by the membership of their area. They shall serve for a term of three years.
- D. The election of Area Directors shall be staggered so that one-third of the Directors will be elected one year, one-third the second year and the remaining one-third will be elected the third year.
- E. Every active member shall be eligible to vote for the election of Area Director for his area.
- F. The nominees receiving the highest number of votes, irrespective of the manner by which they were nominated, shall be that Area's Director(s) for a three-year term. The votes shall be tabulated by the accountant for the corporation and the results shall be available to the membership.
- G. All ballots that are mailed to the membership shall be returned to the Association's accountants who will tabulate same and report the results to the membership. The counted ballots shall be retained by the accountants in a secure place and shall not be removed for any reason whatsoever. The ballots shall be destroyed six months after the ballots were counted.
- H. The number of Directors in an area shall be directly related to the number of active members in that area. Every five years, in years ending in "0" and "5", this relationship will be reviewed by the Executive Committee, and the 12 area Directorships reapportioned accordingly with the membership at that time. This reapportionment shall be presented to the full Board of Directors and must be approved by the full Board to go into effect. Each area should be represented by at least one Director.
- I. Any Director found delinquent in the payment of dues by the deadline of January 1 of the current year shall be considered a non-member the following year and ineligible to hold office. The President shall declare that position vacant and the Board of Directors shall appoint an active member from that area to fill the vacancy and the remainder of the former Director's term of office.

#### **Sec. 5. Vacancies, Resignations and Absences**

- A. Vacancies or unexpired terms on the Board of Directors shall be filled by an active member from that area. The Board of Directors shall select that individual and he or she shall be subject to the limitations of Sec. 4.B.1 above.
- B. Resignation from the Board of Directors may occur any time by submitting a written notice informing the corporation of the individual's desire to resign his position. Unless otherwise stated herein, such resignation shall take effect upon receipt thereof by the corporation.
- C. Absences from more than one regular meeting of the Board of Directors, unless excused by Resolution of the Board of Directors, shall automatically constitute a resignation, effective when said resignation is accepted by the Board of Directors.

**Sec. 6. Non-Salaried.** No Director shall receive any salary for his service as Director of the corporation. A Director may be reimbursed for his actual expenses for attendance at any meeting of the Board of Directors.

#### **Sec. 7. Indemnification of Directors, Officers or Employees**

- A. The corporation shall indemnify, to the extent specifically authorized by statute, any person made, or threatened to be made a party to any action, suit or proceeding (whether civil, criminal or investigative) by reason of the fact that he, his testator or in testate is or was a Director, officer or employee of the corporation or serves or served any other enterprise at the

request of the corporation, provided that in the absence of a final adjudication that such a person has a defense on the merits to such action, suit or proceedings, such indemnification has been approved by the Board of Directors by a majority of the Board but only if such Board has received from independent counsel an opinion that such person was not guilty of negligence or misconduct with respect to the matters covered by such action, suit or proceeding.

## ARTICLE VI

### Officers

**Sec. 1.** The officers of the corporation shall be a President, Vice President and a Secretary/Treasurer. They shall be members of the Board of Directors, elected by the Directors, to serve a term of one year. The immediate past President shall serve for a term of one year in an advisory capacity to the Board of Directors without voting privileges.

**Sec. 2.** The President shall preside at all meetings of the Directors and of the active members, and shall have the general charge of and control over all the affairs of the corporation, subject to the Board of Directors.

**Sec. 3.** The Vice President shall perform such duties as may be assigned to him or her by the Board of Directors. In case of the death, disability, resignation or absence of the President, the Vice President shall perform and have all the duties and powers of the President.

**Sec. 4.** The Secretary/Treasurer shall supervise the records of the corporation; shall read the minutes of the annual and special meetings of the active members unless waived; and shall keep informed on all phases of the operation of the corporation.

**Sec. 5.** No officer shall receive any salary for his services as such. An officer may be reimbursed for his actual expenses for attendance at any meeting of the active members or Board of Directors.

**Sec. 6.** The Board of Directors shall select a member of the Board to fill a vacant office for the vacated, unexpired term of the Vice President or Secretary/Treasurer.

## ARTICLE VII

### Chief Executive Officer - CEO

**Sec. 1.** The Board of Directors shall appoint a CEO and determine his/her salary and traveling expense allowance.

**Sec. 2.** The CEO shall have the daily active management of all of the affairs of the corporation. The CEO shall also have the following specific powers:

- A. To pass on the eligibility of all ponies for registration in the POAC. In event of disputes as to his decision on any pony, he shall refer the matter to the Board of Directors for final decision.
- B. To design all necessary forms to be used in connection with the affairs of the corporation.
- C. To enter into contracts on behalf of this corporation.
- D. To sign checks on corporate bank accounts or to designate a person to sign on his behalf.
- E. To manage the corporate office, to hire and discharge all office employees, to set salaries, to purchase equipment and supplies and to supervise all expenditures.
- F. To carry out all instructions of the Board of Directors.
- G. To be the managing editor and have complete supervision and control over all publications of the corporation.
- H. To represent the corporation and work with all of the recognized breed associations and all organizations for the best interest of the corporation.
- I. To attend all meetings of the Board of Directors of this corporation, if possible, and to report to the Board of Directors on all matters of importance to the corporation. The CEO shall also attend, if possible, all social and annual meetings of the active members of the corporation.
- J. To assist all POAC activities and to help form new clubs.
- K. To submit financial reports of the corporation to the Board of Directors at each of their meetings and to submit a current financial report of the corporation to the active members at each annual meeting.

## ARTICLE VIII

### Committees

**Sec. 1. Executive Committee.** This committee shall consist of the President, Vice President and the Secretary/Treasurer.

- A. The President may call a meeting whenever deemed necessary to conduct emergency business, when the total Board of Directors cannot be contacted.
- B. This committee shall meet every five years, in years ending in "0" and "5", to review the membership totals. The number of Directors in an area may be reapportioned as a result of this review. This reapportionment shall be presented to the full Board of Directors and must be approved by the full Board to go into effect.

**Sec. 2. Hearing Committee.** This committee shall consist of five members who shall serve as a court. These members shall include four members of the Board of Directors and the Rules Committee Chair. Those members of the Board of Directors shall be elected by the Board at their fall meeting, to serve a term of one year. The Rules Committee Chair is appointed by the President, which appointment shall also be made at the fall meeting. Three of the committee shall constitute a quorum. The CEO shall be a non-voting ex officio member of this committee.

- A. It shall be the duty of the Hearing Committee to hear protests and charges in connection with alleged violations of the rules in accordance with the powers and duties referred to in Rule 9. All decisions of this committee are final.
- B. This committee may meet whenever necessary as described in Rule 9. A Chair and Vice Chair shall be elected at the fall meeting. The Chair shall designate a Hearing Officer, from those available to attend the hearing, to be in charge of any hearing that the Chair is unable to attend.
- C. The Hearing Committee shall keep minutes of its proceedings, which shall be available to the Board of Directors.

**Sec. 3. Nomination Committee.** By April 1 of each year, the President shall appoint a committee to nominate Area Directors. This committee shall present a slate of nominees by June 15 of that year to the Board of Directors.

**Sec. 4. Standing Committees.** The President shall appoint other committees at their discretion, along with the committee chairs. All appointees must be active members.

## ARTICLE IX

### State, Province, Regional and International Associations

**Sec. 1. State, Province and Regional Clubs**

- A. All state, province and regional POA clubs shall be incorporated as nonprofit corporations in accordance with the laws of their respective states, provinces or countries and under the parentage of this corporation. They must adhere to the purpose and rules of this corporation and be subject to the approval of the CEO and Board of Directors.
- B. There shall be no more than one state club in each state, or one province, or one regional club in each region; provided, however, that the Board of Directors can approve an additional state or province club or a club crossing state or province lines if the majority of the Board of Directors finds that it will better serve and promote the overall POAC organization.
  - 1. To form a chapter within a state having an existing club, it must be with the approval of the state club.
  - 2. To form a new club within a state having a state club, the new club must first seek approval from the state club. If approved or disapproved by the state club, the new club must send to the CEO the request for a new club application, a copy of the bylaws and a copy of the proposed articles of incorporation as a nonprofit club according to the laws of their state. They must also send a list of the new officers and members plus a short summary of what their club plans to do to better the POA organization.
  - 3. The CEO shall send a copy of the club's application and summary to the Board of Directors, and it will be put on



the agenda of the next official Board Meeting for the Directors' vote.

4. To remain active, a state club must submit current year officers on an annual basis to the National POAC by January 1 of the current year.
  5. In the event that a club or chapter should become inactive, to be reactivated, the person or persons wishing to reactivate must submit a list of new officers along with a short summary of their goals. The reactivation is then subject to approval by the POAC Board of Directors.
- C. State and province POA clubs shall have the power and right to designate POA inspectors to serve in their state, province or foreign country; provided, however, that a list of inspectors shall be submitted to the CEO of the corporation by December 1 of each year effective for the following calendar year and shall be subject to the approval of the CEO. State and province POA clubs shall have the power to designate additional inspectors during the year, subject to the approval of the CEO. State and province POA clubs shall have the power to remove any POA inspectors appointed by them upon submitting the same to the CEO and receiving approval. The CEO shall have the power to designate POA inspectors or to remove inspectors in areas where there is no state, province or foreign POA clubs organized.

**Sec. 2. International Associations.** The POAC may recognize International Associations that promote the Pony Of the Americas.

- A. To become an International Association, a completed application, in English, shall be submitted to the POAC on the proper form.
- B. Articles of Incorporation and Bylaws recognized by the country of origin shall be submitted in English. Articles must state that the organization shall remain governed by the POAC Articles, Bylaws, Rules and Regulations. Further, it shall state that the organization shall cooperate with and aid in every way possible the program and functions of the POAC.
- C. To retain recognized status, each year the International Association must furnish the POAC with a complete list of all officers, members and their addresses by December 1 of the current year.
- D. Once all forms are completed, the Board of Directors shall act upon the request of the organization to become an International Association of the POAC at the next scheduled meeting.
- E. Each International Association shall be represented on the Board of Directors as designated in Article V, Sec. 4.
- F. An International Association of the POAC may not engage in any business or activities in the name of, or on behalf of, directly or indirectly, the POAC, without written consent of the CEO of the POAC. In event any activity is undertaken after receiving written consent of the POAC, the POAC shall be named as co-insured on a policy of insurance covering all risks attending such event in amounts acceptable to the POAC. The POAC shall be provided with a certificate of such insurance prior to the commencement of the approved activity.
- G. Failure to comply with Section 2.C above may result in loss of affiliation after notice and hearing. In connection with action on all matters, the POAC can disaffiliate a group for good cause. See Rules 8, 9 and 10.
- H. To date of printing of this issue of the POAC Official Handbook, the following International Association is recognized: Pony Of the Americas Club Germany e.V.

## ARTICLE X

### Ballots

**Sec. 1.** All ballots that are emailed or sent via U.S. Postal Service to the membership shall be returned to the Association's accountants who will tabulate same and report the results to the membership. The counted ballots shall be retained by the accountants in a secure place and shall not be removed for any reason whatsoever. The ballots shall be destroyed six months after the ballots were counted.

## ARTICLE XI

### **Amendments**

**Sec. 1.** The Bylaws may be amended by majority vote of the active members at any annual membership meeting or any special meeting of the active membership called for that purpose. Proposed Bylaws changes must be presented in writing at the membership meeting. They shall then be published on the POAC website. Bylaws changes shall be voted on at the next membership meeting held in the same year. If, after publication, there are no other planned membership meetings, the membership shall be sent a ballot to vote upon the proposed amendments. Ballots shall be emailed to their last known email address, or shall be mailed via U.S. Postal Service to their last known address upon special request in writing to the CEO.

## ARTICLE XII

### **Website**

**Sec. 1.** The Board of Directors may cause to be published a POAC website that will be the official voice of the POAC. The method and place of publication will be determined by the Board of Directors. This website will be regulated in that a consistent purpose be followed for the guidelines and ideals spelled out in the Articles of Incorporation.

**ARTICLE I****Definition**

This group shall be called the Youth Advisory Board and shall be a committee of the Board of Directors of the Pony Of the Americas Club, Inc.

**ARTICLE II****Purpose**

The purpose of the Youth Advisory Board is to provide an effective avenue for the communication of ideas from the youth POAC members to the National Board. These issues are to facilitate the promotion of the POA breed.

**ARTICLE III****Directors****Sec. 1. Number of Directors**

- A. A total number of 32 directors shall be possible. The large number will allow for multiple youth to practice leadership.
- B. There shall not be more than four directors from each region. There shall not be more than two directors from any one state in the region. Regions are defined in the POAC Bylaws in Article V, Sec. 4.B.

**Sec. 2. Eligibility and Nomination**

- A. An eligible youth shall be a part of a family membership or have his/her own membership.
- B. Any youth in the 14-18 age group is eligible for nomination as a regional director.
- C. All youth 18 and under are encouraged to nominate an eligible youth for the position of regional director.
- D. An eligible youth may nominate himself/herself to serve as a regional director or another youth from that region only.
- E. Nominations shall be submitted through email to poacyouth@yahoo.com or by mail during the year that precedes the term year.
- F. Nominations should be submitted by September 20 of the year preceding the term year.
- G. Nominations shall be counted by the secretary. The top four nominees from each region shall be asked to confirm their commitment to the Youth Advisory Board.
- H. The top nominees shall be calculated according to limitations on directors per region and per state, and shall become directors for their region.
- I. The new directors shall be announced in October of the year that precedes their term.

**Sec. 3. Officer Elections**

- A. All directors shall be eligible for an officer position.
- B. During the year that precedes their term, new directors shall have the opportunity to express interest in being on the ballot for an officer. They shall designate the position that they desire before November 30 to the secretary.
- C. The secretary shall send all directors for the upcoming term a ballot with the new candidates. The directors shall return their ballots through mail or email.
- D. Votes shall be returned by January 1.
- E. Candidates shall not vote for themselves.

**Sec. 4. Officers**

- A. The officers of the Youth Advisory Board shall be the president, vice president and secretary.
- B. The president shall preside at all meetings and be responsible for organizing proposals and reports for the POAC Board of Directors.
- C. The vice president shall serve in case of absence or resignation of the president and assist the president all duties.

- D. The secretary shall be responsible for recording minutes for the meetings. The secretary may also be asked to assist the president in his duties.

**Sec. 5.** Director vacancies shall be filled by nominees who were not final qualifiers for directorship. New nominees or volunteers may be considered in the event that there are no runners up.

**Sec. 6.** The term for Youth Advisory Board members shall begin on January 1 and end on December 31. Previous directors shall assist new directors in learning duties.

## ARTICLE IV Adult Advisors

### **Sec. 1. Main Advisor**

- A. The president and vice president shall appoint the main advisor. The main advisor shall be an adult member of the Pony Of the Americas Club over 21 years of age.
- B. The responsibilities of the main advisor shall be to assist the youth in management of money, arrangement of events and organization of ideas.
- C. The main advisor shall be present at meetings of the Youth Advisory Board when possible.

### **Sec. 2. Secondary Advisors**

- A. The president and vice president may appoint secondary adult advisors if the adult wishes to help the Youth Advisory Board execute a fundraiser or specific event. Secondary advisors shall be adult members of the Pony Of the Americas Club over 18 years of age.

## ARTICLE V Meetings

**Sec.1.** National meetings shall be held at the POAC National Convention in February, the National Congress in July and the International Sale in October. Times shall be decided upon and announced, but are subject to change at the discretion of the directors.

**Sec. 2.** The meetings shall encourage an open forum format to promote the discussion of issues presented. All youth are welcome to attend and discuss ideas.

**Sec. 3.** Directors shall contact the president prior to meetings to add items to the agenda.

**Sec. 4.** Records shall be kept by the secretary of decisions made at meetings.

**Sec. 5.** All meeting minutes will be typed and distributed to each youth director within 30 days of the meeting.

## GENERAL RULES AND REGULATIONS

All POAC applicants or participants in POAC-approved shows or events are responsible for a complete knowledge of and compliance to all registration rules and regulations. It is obvious that however complete rules may be, they can never cover all possible situations that may arise. If a matter cannot be solved by interpreting the rules to the letter, the solution to be adopted by those responsible should lie in a principle that follows as nearly as possible the spirit of the rules.

## MEMBERSHIP RULES AND REGULATIONS

### RULE 1. MEMBERSHIP REQUIREMENTS

- A. Application for Membership.** Application for membership must be made in writing to the CEO and President of the POAC upon forms furnished by the POAC, and shall be in such form and on such conditions, and shall contain such agreements as the Board of Directors may prescribe, and while in good standing, shall entitle the member to all privileges and advantages of membership. By applying for membership, the applicant automatically agrees to be bound by and to abide by the Articles, Bylaws, and Rules and Regulations of the POAC. *Paid members shall be known as active members.*
- B. Classification of Members**
  - 1. POAC Membership**
    - a.** Required to process any paperwork, voting rights, points, year-end awards, and to show at the following shows: Regional Shows, the National Congress, National Futurities and any other nationally sponsored shows.
    - b.** Immediate family members including spouse and any minor children, 18 years of age and under as of January 1 of that year, living in the household of the member, may participate in all POAC activities under the member's name.
    - c.** A person who is an officer or director of any other association registering ponies with POA color is not eligible to be an officer or director of this corporation.
    - d.** Membership includes a one-year subscription to any quarterly newsletters and/or year-end magazine, if published.
    - e.** Membership is good for one year, expiring December 31, regardless of the date of receipt of membership application and appropriate fee.
    - f.** To vote in the election of Area Directors, an individual must be a member in good standing prior to April 15 of the current year.
  - 2. POAC Junior Membership**
    - a.** A paid Junior Membership is for any youth showing a POA owned by another family, with current membership, at Regional Shows, the National Congress, National Futurities and any other nationally sponsored shows.
- C. Nonpayment of dues by the deadline of January 1 results in revocation of all membership rights for that year. As a non-member, an individual may not hold any national office or national committee membership nor may they, or any member of their family, conduct any business with the POAC that requires membership.**
  - 1.** Payment of dues restores all membership privileges, except those of national office, including Directors, and national committee memberships. These vacated positions will be filled immediately by active members appointed by the President or the Board of Directors so the continuum of POAC business shall be kept intact.

## **RULE 2. MEMBERSHIP PRIVILEGES**

Privileges for active members and their families include the following:

- A.** Eligible to participate as a rider, driver, handler, owner, lessee, agent or trainer at any POAC activity.
  - 1.** Youth 18 years of age and under (as of January 1 of the current year) may exhibit in any class unless specified for adults only.
  - 2.** Adults may exhibit only in Halter, Longe Line, In-Hand Trail, Most Colorful, Hunter in Hand, Junior Pony Futurity Classic Western Pleasure, Hunter Under Saddle, Trail and JPFC Reining, and any other classes designated for Adults/19 & Over.
- B.** Eligible to conduct registry business, including transfers and stallion reports.
- C.** Eligible to cast one vote in Area Director election, at special and annual membership meetings.
- D.** Eligible to be either a National Director, officer, inspector, show chair, or a state/chapter director, officer, inspector or show chair.
- E.** Eligible to be on a national committee, committee chairman.
- F.** Receive a free copy of the POAC Handbook.
- G.** Both the owner and the exhibitor must be active, current paid members to be eligible to participate in the National Congress Show, any other nationally sponsored shows, Regional Shows, International Sale, National Futurities, and to be eligible for National Year-End Awards.
  - 1.** If the owner/exhibitor is a child not participating through a family membership, that child shall be required to obtain a Junior Membership before they are eligible to participate.

## **RULE 3. NON-MEMBERS**

- A.** Non-members who wish to participate as a rider, driver, handler, owner, lessee, agent or trainer by such action and in regard to such transaction do thereby agree to be bound by all Bylaws, Rules and Regulations of the POAC and decisions and action of the Board of Directors or the National Hearing Committee.
- B.** Non-members and their families are not eligible for National Year-End Awards.
- C.** State/chapter members are considered non-members unless they have applied for national membership and paid national dues.
- D.** Non-members may NOT show at Regional Shows, the National Congress Show, National Futurities and any other nationally sponsored shows.
- E.** Except for transfers, one must be a member in order to conduct registry business.

## **RULE 4. LIABILITY**

The POAC, its officers, directors, members of committees, inspectors, employees, representatives and agents will attempt to obtain true and complete information in connection with registration of ponies, transfers of registration certificates, hearings, and all other matters relating to the POAC activities. Except for proven intentional wrongdoing, neither the POAC nor its officers, directors, members of committees, inspectors, employees, representatives nor agents will be liable in any way, whether in damages or otherwise, for the issuance of any pedigree certificate, for transfer of any pedigree certificate, for the refusal to issue a pedigree certificate, for the cancellation of any pedigree certificate, for any disciplinary procedure brought against or penalties imposed on any member or any person or for any other activities engaged in, by, or on behalf, of the POAC.

## **RULE 5. RELEASE OF LIABILITY**

- A.** The POAC and co-sponsoring organization(s), if any, will not be responsible for any accident that may occur to be caused by any pony participating at any POAC activity, or for any article of any kind or nature that may be lost or destroyed or in any way damaged.

- B. Each exhibitor will be responsible for any injury that may be occasioned to any person or pony or for damage to any property while on the grounds by any pony owned, exhibited, or in his custody or control and shall indemnify and hold harmless the POAC, its officials and directors individually and collectively, and co-sponsoring organization(s), if any, from and against all claims, demands, cause of action, costs, charges and expense of every kind and nature whatsoever arising out of or which may be incurred by reason of any accident, injury or damage to person or property caused by the ownership, exhibition, custody or control of any pony exhibited. Presentation of signed entry or consignment forms shall be deemed to be an acceptance of said rules and in the event of failure to sign, the arrival onto the grounds or sale ring as an exhibitor, handler, owner or consignor shall be deemed to be an acceptance of said rules.

#### **RULE 6. LITIGATION**

The POAC has adopted the following provisions for the mutual benefit of members and with the intention of reducing the club's litigation expenses, which expenses would automatically be borne by members and non-members participating in POAC activities. Every member, by joining the POAC, or non-member, by purchasing POAs, filing registration applications or other documents with the POAC, or participating in POAC-approved events, does thereby agree:

- A. If unsuccessful in an attempt to overturn POAC decisions, actions, rules or regulations, to reimburse the POAC for its reasonable attorneys' fees, court costs and other expenses in defense of such suit.
- B. That he/she will not commence any action whether in law or equity, against the POAC in any courts other than those federal and state courts located in the county of Marion, Indiana.
- C. He/she, and all immediate family members, shall immediately upon commencement of such action, be suspended from all privileges of participating in POAC activities or receiving recognition for past participation, until the litigation has been finally concluded.

#### **RULE 7. NOTICE PROCEDURES**

Every notice required by the Bylaws and Rules and Regulations may be given by personally delivering the notice to the person to be notified or to his attorney, or by mailing the notice, postage prepaid, to the last known address of the person to be notified as that address appears on the records of the POAC. If any notice is given under the Bylaws to a minor, a copy of said notice shall also be given to the minor's parents or legal guardian. Notice is considered sufficient when deposited in the United States mail, postage prepaid.

#### **RULE 8. VIOLATIONS**

Any violation of any Bylaw, Rule or Regulation, decision or policy of the POAC, by any member, such member may be disciplined, suspended or expelled; in addition, any such member or non-member may be fined and denied any or all privileges and rights of the POAC and any Certificate of Registration may be cancelled or modified, or registration application denied.

- A. Violations are any acts prejudicial to the best interest of the POAC including, but not limited to, the following:
  - 1. No person shall act or incite or permit any others to act in a manner contrary to the rules of the POAC or in a manner deemed improper, unethical, dishonest, unsportsmanlike or intemperate, or prejudicial to the best interest of the POAC.
  - 2. No member shall be a convicted felon.
  - 3. No person shall use either drugs or alcoholic beverages illegally at any approved POAC activity, whether the action occurs on or off the grounds.
  - 4. **Fraudulent Practices**
    - a. No person shall represent any animal owned or managed by him to be registered with the POAC when it is not.

- b. No person shall provide false information to the POAC or any person regarding the name, age, parentage, ownership or registration status of a pony.
  - c. No person shall represent that a pony registered with the POAC has earned or is entitled to any official POAC designation, honor, points and/or awards that such pony has not either earned or received; or prior to the actual issuance of such designation, honor, points and/or awards; or after the POAC has cancelled said designation, honor, points and/or awards.
  - d. No person shall advertise or enter in any POAC event or competition, any POAC registered pony by a name other than that by which it is registered or listed.
  - e. No person, firm or corporation shall represent a certificate or other document as valid and issued or prepared or altered by the POAC that was not valid and issued or prepared or altered by the POAC.
  - f. No person shall alter, change or attempt to hide or alter natural markings of a pony by surgery, dye or in any other matter. (Temporary coloring for costume class is an exception.)
  - g. No person shall alter a pony's natural conformation, height, appearance or his ability to perform by any surgical procedures, except for those surgical procedures performed by a duly licensed veterinarian for the sole purpose of protecting the health of the pony.
    - (1) Tail setting by cutting or "nicking," or ear trimming (meaning actual cutting of the ear) are not permitted. Any pony known or found to be so altered shall be barred from showing in any POAC event.
  - h. No person shall represent a pony as having natural POA characteristic(s) and/or POA coat pattern that actually has artificial POA characteristic(s) and/or POA coat pattern.
  - i. No person shall commit forgery or provide false information on or with respect to any document filed with the POAC or alter any official POAC document.
  - j. No person shall attempt to re-register a pony for any purpose.
  - k. No person shall attempt to show an unregistered POA in an approved POAC show or in POAC-approved classes in State Fairs or Equine Organization shows.
  - l. No National Director, National or State Inspector, or veterinarian shall show any dishonesty in conducting an inspection.
  - m. No person shall conspire with another person or persons to intentionally violate the rules of the POAC, or to knowingly contribute or cooperate with another person or persons, whether by affirmative action or inaction, to violate the rules of the POAC.
5. **Cruel and Inhumane Treatment.** No person on the show grounds including, but not limited to, barns, stalls, parking area and show arena, may treat a pony in a cruel and inhumane manner including, but not limited to:
- a. Placing an object in a pony's mouth so as to cause undue discomfort or distress.
  - b. Tying a pony in a manner as to cause undue discomfort or distress.
  - c. Causing bleeding from any source on the pony.
  - d. Using inhumane techniques, equipment or methods in training or showing.



- e. The standard by which conduct or treatment will be measured is that which a reasonable person, informed and experienced in generally accepted equine training and exhibition procedures, would determine to be cruel, abusive and inhumane.
- f. If a pony enters the ring showing evidence of inhumane treatment, the exhibitor and pony shall be excused by the judge, ring steward or Show Committee and not permitted in the class. The incident shall be referred to the CEO.

#### **6. Abusive or Unsportsmanlike Behavior**

- a. Any person engaging in abusive, intimidating, threatening or unsportsmanlike conduct toward any Director, officer, staff member, judge, employee of the POAC or show personnel or other exhibitors while in furtherance of their official duties or engaging in conduct detrimental to the best interests and legitimate business of the POAC shall constitute a violation.
- b. Conduct on the show grounds of POA members and non-members, exhibitors, trainers, owners and their representatives, together with all such other persons being present on the show grounds, such as spectators, shall be orderly, responsible and sportsmanlike, so as to promote the implementation of the show and promote fair competition. Unsportsmanlike or irresponsible conduct or any other form of misconduct, such as illegal, indecent actions or the use of profane language is prohibited and shall be grounds for disciplinary action to be taken by the CEO and/or the Hearing Committee.
  - (1) Show Management may immediately expel offenders from the show grounds in order to preserve the decorum of the show and shall file a written report with the POAC concerning the incident.
- c. Exhibitors, owners, agents, trainers, managers, riders, drivers or any member of the family of same shall not approach, question or initiate conversation with the judge before or during a show. The Show Chair or a person designated by the Show Committee is exempt from this stipulation.
- d. Conduct designed to distract a pony, thereby making it difficult to show, or unsportsmanlike conduct of a similar nature, shall result in the offender being asked to leave the ring or show arena. If the offender is also an exhibitor, he or she shall not be permitted to continue showing in the class in which the incident occurred.

#### **7. Non-Compliance**

- a. No person shall refuse a request to assist the POAC, its officers, committees or agents in locating, identifying and inspecting, or to answer promptly and truthfully any inquiry concerning a pony, or an ancestor thereof, in his ownership or control, which has been registered or listed, and for which application to register or list has been made.
- b. No person shall refuse a request for the return of a registration certificate, either before, after, or pending hearing to determine eligibility for continued registration or participation privilege in POAC-approved events. Failure to do so may result in suspension and denial of privileges.
- c. Failure to pay, when due, any obligations owed to the POAC or to an approved show, or for giving a worthless check for entry fees, stall fees, stock charges, office charges or any other fees or charges including bank charges for returned checks connected with the exhibition of ponies, or for failure to timely file with the POAC required annual

Stallion Breeding Reports, or any related fees may result in suspension and denial of privileges.

- (1) Fifteen days before action by the CEO, written notice of the account due or delinquent Stallion Breeding Report, and the intention to suspend or withhold privileges of the POAC shall be mailed to such member or non-member. Upon suspension by the CEO, the name of the member or non-member may be published on the POAC website, as soon as practical from the date of suspension. Any suspension and denial of privileges of the POAC under this section shall terminate upon full payment of the obligations due the POAC or upon filing of the requisite Stallion Breeding Report.
- d. Failure to issue breeding certificates without documented reasons for withholding them.
8. Actively supporting any other association(s) registering ponies of POA color and characteristics that qualify for registry in the POAC, or advertising animals registered in the POAC that are also registered in any other association(s) registering ponies of POA color and characteristics in either that association's publication or any other publication, using any other number but their POAC registration number.
9. Any violations of any other Bylaws, Rules and Regulations not mentioned in this section.

#### **RULE 9. RULES VIOLATIONS - RIGHTS, PROCEDURES AND PENALTIES**

- A. **Scope/Cause.** Any member or non-member who participates, in any capacity, in any POAC-approved event, or otherwise enjoys POAC privileges, may be disciplined, fined, suspended or expelled from the POAC and denied any and all privileges of the POAC whenever it has been established that such member or non-member has violated the Bylaws, Show Rules or any other regulation of the POAC.
  1. **Distinction from Employee Grievance.** The procedures set forth in this rule do not extend to confidential employee grievances made pursuant to POAC policy.
- B. **Complaints.** All complaints for alleged violation(s) of Show Rules, Bylaws and any other POAC regulation submitted under this rule shall be submitted to the CEO and processed as follows:
  1. **Required Contents - All Complaints.** All complaints submitted under this rule shall contain:
    - a. A heading identifying the nature of the alleged violation(s) contained in the complaint as either violation(s) of Show Rules or violation(s) of Bylaws and/or other POAC regulations;
    - b. Specific enumeration of the Show Rules(s), Bylaw(s) and/or other regulation(s) alleged to have been violated and the person(s) allegedly responsible for such violation(s);
    - c. The name of person(s) alleged to have committed the violation;
    - d. The name(s) and contact information (if known) for any person(s) who witnessed or who has information related to the alleged violation(s);
    - e. A brief description of the conduct comprising the alleged violation(s), setting forth prima facie evidence supporting the complaint;
    - f. The date(s) of the alleged violation(s);
    - g. The name and signature of the person filing the complaint;
    - h. The date the complaint is submitted to the CEO; and
    - i. A deposit of \$100 for member complaints and \$200 for non-member complainants.

2. **Additional Requirements - Complaints for Violations of Show Rules.** All complaints submitted for alleged violation(s) of POAC Show Rules shall be submitted within 48 hours of the alleged violation(s), and in addition to the information listed in Section B.1 of this rule, shall contain:
  - a. The name of the POAC-approved event at which the alleged violation occurred, as well as the name of the Show Secretary of that competition;
  - b. The breed, POAC registered name and number of any pony involved in the alleged violation;
  - c. The name(s) of the registered owner(s) of the subject pony; and
  - d. The class in which the alleged violation occurred.
3. **Additional Requirements - Complaints for Violations of Bylaws and Other Regulations.** All complaints submitted for alleged violation(s) of POAC Bylaws or other regulations shall be submitted separately from complaints for Show Rule violations, within 30 days of discovery the alleged violation, and in addition to the information listed in Section B.1 of this rule, shall contain:
  - a. A statement of the relief requested by the charging party of the Hearing Committee.
4. **Submission and Disposition of Complaints Through CEO.** The CEO, his/her staff, and designees shall have sole authority to investigate possible or alleged violations of any Bylaw, Show Rule or other regulation of the POAC. All complaints submitted under this rule shall be submitted to the CEO, who shall either dismiss the complaint, settle the complaint or assign the complaint to a committee as follows:
  - a. **Complaints for Violations of Show Rules.** If, after reviewing the complaint, the CEO determines that sufficient prima facie evidence has been presented to warrant a hearing on the alleged violation of POAC Show Rules, the CEO shall transfer such complaint to the Show Committee for a hearing conducted pursuant the procedures set forth in this rule for hearings conducted by the Show Committee. If the CEO determines that prima facie evidence has not been presented to support a complaint for violation of Show Rules, the CEO shall dismiss the complaint, notify the charging party, and may assess against the person filing the complaint costs, including attorneys' fees, incurred by the POAC in reviewing any frivolous or unfounded complaint.
  - b. **Complaints for Violations of Bylaws and Other Regulations.** If, after reviewing the complaint, the CEO determines that sufficient prima facie evidence has been presented to warrant a hearing on the alleged violation of POAC Bylaws and/or other regulations, the CEO shall transfer such complaint to the Hearing Committee for a hearing conducted pursuant the procedures set forth in this rule for hearings conducted by the Hearing Committee. If the CEO determines that prima facie evidence has not been presented to support a complaint for violation of Bylaws and/or other regulations, the CEO shall dismiss the complaint, notify the charging party, and may assess against the person filing the complaint costs, including attorneys' fees, incurred by the POAC in reviewing any frivolous or unfounded complaint.
  - c. **Plea Agreements.** At any time prior to the initiation of a final hearing before either the Show Committee or Hearing Committee, the CEO may enter into an agreement with the accused person(s) named in a complaint, settling and/or compromising and satisfying the complaint in the best interests of the POAC.

- (1) An agreement entered under this section may impose any and all sanctions and penalties called for under these rules.
  - (2) No person against whom a complaint is filed may be forced to enter into an agreement under this section.
  - (3) **Plea Agreements by Show and Hearing Committees.** The Show Committee and Hearing Committee may enter into a plea agreement under this rule at any time during proceedings assigned to its jurisdiction by the CEO.
- d. **Temporary Suspension Without Hearing.** The CEO may suspend without hearing the POAC privileges of any member or non-member accused of violating POAC rules as follows:
- (1) **Complaints for Violations of Bylaws and Other POAC Regulations.** Pending final hearing by the Hearing Committee, the CEO may, by giving written notice of his/her action:
    - (a.) Temporarily suspend such member or non-member, the effect of which shall be to deny him/her further POAC privileges until the Hearing Committee can hear the matter and take the appropriate disciplinary action; and
    - (b.) Temporarily suspend the registration of the pony in question, and upon POAC request, the owner shall return the registration certificate to the CEO, pending final determination of its validity, the effect of which shall be to suspend participation privileges in POAC-approved events.
      - i. The terms and restrictions of temporary suspension are detailed in Section F of this rule. Additional terms related to suspension, expulsion and other disciplinary action against members and non-members are listed in Section G.
  - (2) **Complaints for Violations of Show Rules.** The CEO may not suspend the POAC privileges of a person accused of violating POAC Show Rules before the Show Committee has conducted a hearing.
- C. **Hearing Procedures.** Hearings before the Show Committee and Hearing Committee shall be conducted pursuant to the procedures set forth below for each committee.
1. **Show Committee Procedures.** All complaints alleging violations of POAC Show Rules, which are deemed worthy of hearing by the CEO and not otherwise settled, shall be heard by the Show Committee pursuant to the procedures set forth below. Hearings before the Show Committee are intended to be informal and less procedurally strict than hearings before the Hearing Committee.
    - a. **Notice.** The Show Committee shall provide prompt written notice to person(s) accused of Show Rule(s) violations, and in no case provide notice less than 7 days prior to a scheduled hearing, unless by agreement between the parties involved and the POAC, or for good cause shown.
      - (1) Notice of an alleged violation of Show Rules must state the date, place and time of the scheduled hearing, and the facts and evidence stated in support of the complaint. Notice must list the specific rule allegedly violated, and the POAC-sponsored event at which said violation is alleged to have occurred.

- (2) Any notice mailed to the last address on file with the POAC will be deemed sufficient notice. A telephone call by the CEO to the accused person is encouraged.
  - (3) The notice requirement may be waived by the accused through submission of a written waiver to the Show Committee.
- b. **Hearing Date.** Upon receiving a complaint from the CEO, the Show Committee must promptly hold a hearing.
  - (1) Where possible, the Show Committee should hold hearings within 15 days of receiving the complaint from the CEO. However, where circumstances will not permit a hearing to be held within 15 days, the Show Committee shall schedule such hearing as soon as feasible under the given constraints.
  - (2) The Show Committee may hold a hearing within or during 48 hours of the competition in which the violation was alleged to have occurred, but no earlier than 24 hours following written notice to the accused.
  - (3) Where written notice is waived, the Show Committee need not wait for any time to pass before holding a hearing, and may hold such hearing as quickly as it desires following conclusion of the subject competition.
- c. **Collection of Evidence by Show Committee.** Before holding the hearing, the Show Committee must obtain all relevant evidence and information from documents (such as entry forms) and witnesses (such as show officials) under its control.
  - (1) If feasible, such evidence should be made available for review by the accused and charging party at the place the hearing is scheduled, at a time prior to the conduct of the hearing, or as part of the early stages of the proceedings.
- d. **Procedural Rights of Hearing Participants - Show Committee.** The procedural rights of participants in a hearing before the Show Committee are as follows. The manifestation of these rights should be interpreted in the light of the informality of Show Committee proceedings, and should be understood as providing basis procedural rights in an adversarial process, and not as creating a formalized procedure of rules-based evidentiary submission and witness examination.
  - (1) Members and non-members accused of Show Rules violation(s), and the party bringing the complaint, may call witnesses, present testimony under oath, submit evidence, cross-examine any adverse witness, and provide rebuttal testimony and any additional relevant information during the conduct of a hearing before the Show Committee.
  - (2) Any interested person may submit written verified statements to the Show Committee, which statements shall be part of the hearing record.
  - (3) POAC reserves the right to appear at any hearing before the Show Committee and exercise any and all of the rights prescribed the accused and complainant parties by this section.
  - (4) Show Committee may call and question witnesses at any hearing before it.

- e. **Final Determinations of the Show Committee.** Upon completion of a hearing, the Show Committee shall determine by majority vote whether to sustain or deny a complaint, and what, if any, disciplinary action will be taken.
  - (1) The decision of the Show Committee must be issued within 10 days of the hearing.
  - (2) Written notice of the decision shall be given to the accused and to the complaining party.
  - (3) Where a complaint is sustained, the Show Committee shall return the complainant's deposit. Where a complaint is not sustained, the deposit will accrue to the POAC.
  - (4) As part of its final disciplinary action, the Show Committee may revoke participation privileges in all POAC-approved events for a determined or indefinite period and/or assess a fine.
  - (5) The Show Committee may disqualify a person and/or his entries where a complaint against him is sustained.
2. **Hearing Committee Procedures.** All complaints alleging violations of POAC Bylaws or any other regulation that is not a Show Rule, which are deemed worthy of hearing by the CEO and not otherwise settled, shall be heard by the Hearing Committee pursuant to the following procedures.
  - a. **Composition of the Hearing Committee.** The following persons may preside over any prehearing matters or at the reception of evidence in connection with all complaints alleging violation of POAC Bylaws or any regulation other than Show Rules, and such person or group of persons may make determinations regarding complaints and disciplinary action, and such determinations shall be final upon approval by a majority of the full Hearing Committee, as provided below:
    - (1) A quorum of the Hearing Committee. Three members constitute a quorum of the Hearing Committee.
    - (2) One or more members of the Hearing Committee, appointed by a quorum of the Hearing Committee.
    - (3) One or more hearing officers, appointed by a quorum of the Hearing Committee.
  - b. Any member of the Hearing Committee or any presiding or participating person may at any time disqualify himself or herself. On the submission in good faith of a timely and sufficient affidavit of personal bias, conflict of interest or other grounds for disqualification of a presiding or participating person, the hearing officer(s) or Hearing Committee will consider and decide the matters of recusal raised as part of the record and decision in the case. No member of the Hearing Committee may preside in a matter involving himself/herself or an immediate family member.
  - c. **Notice.** Written notice of a complaint before the Hearing Committee should be provided to the accused person(s) within 30 days of the complaint's submission to the CEO, or as quickly as circumstances permit.
    - (1) If the hearing is scheduled at the time of initial notice, such notice must state the date, place and time of the scheduled hearing. Initial notice provided by the Hearing Committee must always state the facts and evidence asserted in support of the complaint, including the specific Bylaw(s) and/or other regulation(s) allegedly violated and the

conduct forming the basis of that alleged violation.

- (2) Where the hearing date is determined subsequent to the provision of initial notice, supplemental notice must be given to the accused no less than 10 days prior to such hearing date.
- (3) Any notice mailed to the last address on file with the POAC will be deemed sufficient notice.
- (4) The notice requirement may be waived by the accused through submission of a written waiver to the Hearing Committee.

**d. Hearing Date and Continuances.** The Hearing Committee must schedule the hearing for a date within a reasonable time of receiving the complaint from the CEO and may continue the hearing on its own as needed, or upon request of the accused or charging party as follows:

- (1) The accused or charging party may request a first continuance by written submission to the Hearing Committee no later than 10 days prior to the hearing date. In order to be accepted, the person seeking the continuance must pay a non-refundable fee of \$100 as well as all costs incurred by the POAC as a result of the delay. Further, requests for continuance must state a fair and just reason for the hearing's postponement. If continuance by either party is sought within 10 days of the hearing, good cause must be stated. The decision to grant or deny a continuance shall be at the sole discretion of the Hearing Committee.
- (2) Subsequent requests for continuance must be submitted in writing, state a fair and just reason for the delay, and be accompanied by a \$500 fee, which will be refunded if the request is denied.
- (3) Emergency continuances of a scheduled hearing will be granted to the respondent or charging party in circumstances that would reasonably prevent the person's attendance at the hearing. Requests for emergency postponement of a scheduled hearing must be submitted to the Hearing Committee in writing, setting forth the reasons and providing proof of the necessity of the continuance. First requests for emergency postponement must be accompanied by a fee of \$250, and subsequent requests, a fee of \$500. These fees may be waived or reduced at the discretion of the Hearing Committee.
- (4) Where the POAC is the charging party, or its representative requests a continuance, no fee will be charged.
- (5) The Hearing Committee may reschedule hearing dates as necessary and convenient for its calendar, so long as reasonable notice is given to the accused and charging party.
- (6) As provided below, all decisions of the Hearing Committee must be issued within 10 days of the hearing's completion, with written notice given to the accused and charging parties. This date is not subject to continuance by the Hearing Committee.

**e. Procedural Rights of Hearing Participants - Hearing Committee.** The procedural rights of participants in a hearing before the Hearing Committee are as follows:

- (1) Respondent and charging parties or their designated representatives may make opening and closing statements subject to time limits set by the Hearing Committee.
- (2) Members and non-members accused of violating Bylaws or other POAC regulations, and the party bringing the complaint, may call witnesses, present testimony under oath, submit evidence, cross-examine any adverse witness, and provide rebuttal testimony and evidence during the conduct of a hearing before the Hearing Committee.
- (3) Only necessary parties may be permitted to attend at the discretion of the Hearing Committee.
- (4) The Hearing Committee chair, with the aid of any designated representative, may preside over the Hearing Committee and the hearing.
- (5) Parties to a hearing before the Hearing Committee may request that a verbatim stenographic transcript be taken of a proceeding, but must submit such request to the Hearing Committee and pay all related costs.
- (6) Any interested person may submit written verified statements to the Hearing Committee, which statements shall be part of the hearing record.
- (7) POAC reserves the right to appear at any hearing before the Hearing Committee and exercise any and all of the rights prescribed the accused and complainant by this section.
- (8) The Hearing Committee may call and question witnesses at any hearing before it.

**f. Final Determinations of the Hearing Committee.**

Upon completion of a hearing, the Hearing Committee shall determine by majority vote whether to sustain or deny a complaint, and what, if any, disciplinary action will be taken.

- (1) Determinations of the Hearing Committee are binding and final and must be issued within 10 days of the hearing's conclusion. Written notice of the determination shall be given to the accused and charging parties.
- (2) Determinations made by a person or persons designated to act on behalf of the Hearing Committee, as provided in 2.a.(1)-(3) of Section C, shall be final upon approval by a majority vote of the Hearing Committee.
- (3) The Hearing Committee, or the designated person(s) who conduct a hearing, shall produce a written record for each hearing that shall contain a summary of the evidence considered, the Hearing Committee's findings of fact based on such evidence, the Hearing Committee's conclusions and decisions in regard to the alleged violation of POAC Bylaws or other regulations, and the penalties imposed by the Hearing Committee on the accused.
  - (a.) The Hearing Committee's written record may be issued in abbreviated form, but must be provided in its unabbreviated format upon request of the accused or charging party. The Hearing Committee should provide the requesting party with the unabbreviated written record within 10 days of its request where possible. Where it is not possible to provide the full record within 10 days, the Hearing



Committee must give the requesting party notice of the delay and produce the unabbreviated written record no later than 30 days after the date the request was received by the Hearing Committee.

- (4) All costs of adjudicating a complaint before the Hearing Committee will be paid by the POAC. Where a complaint is denied by the Hearing Committee, the charging party must reimburse POAC all expenses paid by POAC in regard to said complaint.
- g. **Expedited Adjudication - Hearing Committee.** Upon the consent of the parties to a complaint, the Hearing Committee may allow the complaint to be summarily heard and decided on an expedited basis.
  - (1) Where expedited adjudication is requested, notice of the Hearing Committee's acceptance of such request must be provided to the parties in as timely a fashion as fairness allows. Notice of the hearing and underlying complaint may be made orally or in writing and shall contain all of the information required for initial notice given under this section for proceedings before the Hearing Committee.
  - (2) The hearing may be conducted at the site of competition, or by telephone conference, or wherever and by whatever means necessary to promote the expeditious realization of justice.
  - (3) The decision of the Hearing Committee may be rendered orally, shall be final and may be made effective immediately, but shall be reduced to writing at the earliest feasible time, and such writing shall include findings of fact and conclusions based on such findings, and shall be promptly provided to all parties involved.
- h. **Rehearing - Hearing Committee.** Respondent and charging parties may request a rehearing from the Hearing Committee where new facts or evidence is discovered after the hearing, which could not have been discovered through due diligence prior to the hearing.
  - (1) Requests for rehearing must be submitted in writing to the Hearing Committee and must state the new facts or evidence upon which the request is founded.
  - (2) Requests must be accompanied by a non-refundable fee of \$250 and will not be granted as a matter of right, but rather at the discretion of the Hearing Committee.
  - (3) Requests for rehearing must be made within 15 days of the hearing's conclusion. Where the Hearing Committee for some reason fails to issue a final determination within 10 days of the hearing, the rehearing request must be submitted within five days of the determination actually being issued.
- D. **Hearing Standards.** Proceedings before both the Show Committee and Hearing Committee shall be conducted pursuant to the following the standards, with less emphasis on formality given to proceedings before the Show Committee:
  - 1. Hearings shall be informal, and the rules of evidence and trial procedure, both at common law and as provided by the rules of civil or criminal evidence or procedure recognized by courts in Indiana and Iowa or any other state or federal jurisdiction, need not be observed. The

course of proceedings is not governed by any strict rules of order and may differ from hearing to hearing.

2. The standard for submission of evidence to both the Show Committee and Hearing Committee shall be that an ordinary person would reasonably rely upon it in determining the relative veracity of the underlying claim. Objections to admission should be based on reasonable relevance to the allegations, and not on any formal rules of evidence. Admission of evidence will be granted and denied at the discretion of the adjudicating committee.
3. The standard of proof to establish any rule violation shall be that the evidence presented would lead a reasonable person to conclude that the violation alleged in the complaint occurred as provided by the claimant.
4. After the presentation of evidence, disciplinary action shall be determined by a majority vote of the Show Committee or Hearing Committee, and such action shall be final and binding except that:
  - a. The Show and Hearing Committees may set aside a determination reached by majority vote for reasons of mistake, fraud, misrepresentation or any other reason determined by the committee to justify relief from its decision.
5. All participants to a hearing conducted pursuant to this rule shall have civil immunity from any claim in tort or otherwise arising from their conduct in participating in such hearing.

**E. Administrative Penalties - CEO**

1. Upon report or suspicion of a POAC rule violation by any member or non-member, where no complaint has been filed under this rule, the CEO may determine to issue administrative penalties against the accused in lieu of filing a complaint. The CEO may impose on the accused any penalty allowed by Rule 10 of the POAC Official Handbook. Notice of the administrative penalty must be provided to the accused in a timely manner.
2. The accused may make a written request for a hearing by the Hearing Committee within 30 days of receiving the CEO's determination. Failure to request a hearing within 30 days shall serve as a waiver of hearing and the administrative penalties shall be final, binding and immediately imposed.
3. If written request for a hearing is made, a hearing will be conducted before the Hearing Committee pursuant the procedures set forth above.

**F. Suspension of POAC Privileges Not Affecting Membership - Terms.** On or after such time as any person has been denied participation privileges in POAC-approved events, but that their membership privileges are not affected, the following restrictions shall apply:

1. That person shall not be eligible to participate in any POAC-approved event.
2. That person shall not be eligible to hold approved judge's credentials or any other POAC accreditation.
3. Ponies that are recorded in the name of such person or owned in whole or in part by such person are not eligible to participate in any POAC-approved event.
4. During the period of denial of POAC privileges, failure to comply with these restrictions and any other express conditions or restrictions of said disciplinary actions may constitute grounds for further disciplinary action.
5. When a member or non-member is temporarily suspended by the CEO pending a hearing, the name and address of such member or non-member may be published on the POAC website.

**G. Additional Restrictions and Terms Related to Disciplinary Action, Suspension, Expulsion, Fines and Denial of POAC Privileges Applied Under This Rule.** The following restrictions and terms apply to members and non-members disciplined, suspended, expelled or fined under this rule:

1. On or after such time as any person has been suspended, expelled or denied further POAC privileges, in addition to other provisions of this Handbook or policy of the POAC, the following restrictions shall apply:
  - a. That person shall not participate in any POAC-approved event.
  - b. That person shall not be eligible to hold approved judge's credentials or any other POAC accreditation.
  - c. That person, spouse or any member of his family shall not register any pony with the POAC or transfer registered ponies into their name or that of a spouse or family member.
  - d. No pony shall be registered that is either sired by a stallion or out of a mare owned by such person or spouse where the breeding date is shown to be on or subsequent to the date of disciplinary action.
  - e. No ponies that are recorded in the name of such person or owned in whole or in part by such person are eligible to participate in any POAC-approved event.
  - f. **Signatures**
    - (1) The POAC shall not accept the signature of such person, nor such person's spouse, nor that of such person's children under the age of 18, on any breeder's certificates or stallion breeding reports, evidencing breeding taking place on or after the date of suspension.
    - (2) The signature of the suspended person and that person's spouse will be honored on transfer reports and bills of sale for the purpose of allowing such disciplined person or spouse to transfer ponies recorded in their ownership at the time of the disciplinary action.
    - (3) Written leases filed with the POAC, prior to the date of suspension, covering ponies owned by the suspended member shall be valid and the signature of the lessee shall be accepted during the time of such lease, but for no renewal thereof.
    - (4) During the period of suspension, expulsion or denial of POAC privileges, failure to comply with these restrictions and any other express conditions or restrictions of said disciplinary actions may constitute grounds for further disciplinary action.
2. When a member is disciplined, suspended, expelled or fined, or a non-member is denied membership privileges, or when a member or non-member is temporarily suspended by the CEO pending a hearing, the name and address of such member or non-member may be published on the POAC website.
  - a. In the event any disciplinary action is taken against a member or non-member, publication of the action shall be made as soon as practical on the POAC website. Said publication shall include rule number violated for disciplinary action to have been assessed and the specific penalty.

## **RULE 10. PENALTIES**

- A.** If found guilty, the accused will be subject to such penalty as the Hearing Committee may determine, including but not limited to:
- 1. CENSURE or REPRIMAND.** A vote of censure will be listed under the defendant's name in the CEO's records. The defendant will be subject to a heavier penalty than for the first offense if found guilty of a further violation.
  - 2. SUSPENSION** of such person for any period from showing or having others show, exhibit or train for him or her. A suspended person is forbidden for the time specified in the decision to hold or exercise office in the POAC or in any show, from the privilege of taking any part whatsoever in any show and is excluded from all show grounds during shows, as an exhibitor, participant or spectator. Where practical and appropriate in the opinion of the Hearing Committee, suspension may include the comparable dates during which the violation occurred.
  - 3. SUSPENSION** for any period of the pony or ponies, completely or in part owned, leased or of partnership, corporation or stable of such person, or shown in any name or for his, her, or their credit or reputation, whether such interest was held at the time of the alleged violation or acquired thereafter. The CEO or the Hearing Committee may at a later date remove the suspension of said pony or ponies if it is demonstrated to their satisfaction that a sale or transfer thereof was made by such person, partnership, corporation, or stable in such as to be a bona fide transaction and not with the intention of relieving the suspended owner of penalty.
  - 4. SUSPENSION** for any period of any family, volunteer or any employed person who rides or exhibits for the benefit, credit, reputation or satisfaction of another suspended person.
  - 5. EXPULSION** from POAC shows and events.
  - 6. EXPULSION or SUSPENSION** from membership in the POAC.
  - 7. FORFEITURE** of trophies, ribbons, prize money, and/or sweepstakes won in connection with the offense committed, which will be redistributed accordingly, POAC points may be nullified and redistributed at the discretion of the Hearing Committee.
  - 8. SUSPENSION** from office as judge or show official.
  - 9. REVOCATION** of judge's license.
  - 10. FINE.**
  - 11. CANCELLATION or CORRECTION** of registration certificates.

## **RULE 11. PROTESTS REGARDING MEASUREMENT**

- A.** An owner, rider, handler or trainer may protest the height of only one animal competing in a class in which he is also competing. After the show in which the protest occurs, the animal is barred from competing until the measurement is performed.
- B.** Procedure for protest to be followed is described in Rule 9.
- C.** The protest shall be filed with the Show Chair, and then must be referred to the POAC CEO, who will notify the Measurement Committee.
- The measurement must be performed by two National Inspectors appointed by the CEO.
    - a.** Measurement may be done immediately at the show where the protest occurs, if there are two National Inspectors present, who have not measured the pony at any time during that competition as part of the Show Measurement Committee.
  - All expenses incurred by an Inspector traveling from an adjoining state shall be paid by the protester who must deposit \$200 with the POAC as an advance on anticipated costs prior to the measurement.

3. The Measurement Committee shall select a location and time for the measurement as convenient as possible. The owner or trainer must deliver the animal to the location at his own expense as soon as possible, but not later than 45 days of the filing of the protest and before the end of the current calendar year.
4. Any pony submitted for a protest measurement must show no evidence of lameness. If found to be lame by the examining inspectors, said pony cannot be measured or remeasured for 30 days and owner shall pay any inspectors' expenses incurred.
5. If the protest is upheld or the owner fails to submit the pony within 45 days, the pony is barred from showing for the balance of the competition year. All points accumulated for year-end awards are nullified.
6. If the protest is denied, the protester shall pay for expenses incurred by the inspectors. The entry fees from the competition where the animal was disqualified shall be refunded and the animal will receive credit for all points accumulated.
7. The measurement made under these items is final.

#### **RULE 12. PROTESTS OF OFFICIAL MEASUREMENT CARD**

- A. To challenge an Official Measurement Card, an official protest must be filed with the CEO according to Rule 9.

#### **RULE 13. PROTESTS OF PERMANENT CARD**

- A. To challenge a Permanent Card, an official protest must be filed with the Show Chair in accordance with Rule 9.
- B. The Show Chair shall immediately have a National Director or veterinarian measure the front heel and toe of the protested pony so that no change can be made by having the pony trimmed or reshod.
- C. After measurement, if the heel and toe are found to be more than 1/2" longer than the recorded measurements on the pony's permanent papers or card, the pony shall be disqualified for the balance of the show and shall forfeit entry fees and winnings for the entire show.
  1. If the protest is upheld, the owner of the pony shall pay the veterinarian's fee, if one is charged. The protest fee will be refunded to the protester. If the protest is denied, the protest fee is retained by the Show Committee and the protester shall pay the veterinarian's fee, if one is charged.
- D. After the first offense (protest), the owner shall be given a reprimand or censure. On a second offense with the same pony, the pony and owner shall be suspended from showing for one year.

#### **RULE 14. DRUGS AND MEDICATIONS - THE THERAPEUTIC SUBSTANCES PROVISIONS**

##### **A. Prohibited Substances**

No person shall cause to be administered internally or externally to a pony, either before or during an approved event, any medication or drug that is of such character as could affect the pony's performance or appearance at that event, **EXCEPT FOR THOSE CONDITIONALLY PERMITTED THERAPEUTIC MEDICATIONS, THE USE OF WHICH IS SPECIFICALLY PROVIDED FOR IN THE THERAPEUTIC MEDICATIONS SECTION B OF THIS RULE AND NOT OTHERWISE PROHIBITED BY GOVERNMENTAL REGULATIONS.** Upon discovery of administration of such drug or medication, Show Management shall immediately report the matter to the POAC. Any action or substance, administered internally or externally, whether drugs or otherwise, that may interfere with the testing procedure, or mask or screen the presence of such drug, is forbidden.

1. Presence of such medication or drug in a pony participating in a POAC-approved event shall be grounds for the Executive Committee to take the following action if it is determined that the use of said drug or medication was not within the guidelines set forth in Therapeutic Medications, Section B, of this rule:

- a. The pony shall be disqualified from all classes in which it participates at the show;
  - b. The pony may be barred from participation in further POAC-approved events or shows for such period as deemed appropriate, and, upon request, the owner shall deliver the pony's registration certificate to the POAC to be held during the period of the pony's suspension from participation. Although ownership of such pony may, thereafter, be transferred to another party, the transfer of ownership will not dissolve or shorten the terms of this suspension; and
  - c. The responsible parties as defined in this rule may be disciplined under POAC's general disciplinary procedures or may be issued an administrative penalty as determined appropriate by the Executive Committee.
2. The below responsible parties are absolutely responsible for a pony's condition, are presumed to know all Rules and Regulations of the POAC and the penalty provisions of said rules, and their voluntary action in presenting or causing the pony to be presented at the show grounds for exhibition, entering a pony or exhibiting one in an approved show, and their absolute responsibility for the condition of the pony makes them eligible for disciplinary sanctions, whether or not they had actual knowledge of the presence of a forbidden drug, directly participated in the administration thereof, innocently miscalculated its retention time in the pony's system, or any other reason for its presence is established.
3. An individual is absolutely responsible for a pony's condition if:
  - a. He/she designates himself on the entry form as exhibitor, or authorizes another to designate him as exhibitor on the entry form;
  - b. He/she signs the entry form on behalf of himself or another, or causes an agent or representative to sign it;
  - c. He/she physically participates in the event by riding or showing the pony; or
  - d. He/she is the actual trainer, having presented or caused to be presented the pony at the show grounds for exhibition. Both the exhibitor designated on the entry form and one having actual possession of the pony while physically participating with the pony in the event are conclusively presumed to be authorized by the owner to execute all documents, necessary or convenient, to allow the pony's participation in an POAC-approved event, including documents pertaining to drug testing and the use of Lasix.
  - e. If an individual is prevented from performing his/her duties, including absolute responsibility for the condition of the pony, by illness or otherwise, or is absent from the show, he shall immediately notify the Show Secretary, and appoint a substitute, and such substitute shall place his/her name on the entry form. The exhibitor and owner acknowledge an exhibitor represents the owner in regard to his ponies entered in an approved show.
4. Every exhibitor shall, upon request of Show Management or POAC representative, permit a specimen of urine, saliva, blood or other substance to be taken for testing, and refusal to comply with such request shall constitute grounds for immediate disqualification of the pony from further participation at the show, shall bar the pony from participation in future events or shows for such period as determined by the Executive Committee or other appropriate committee, and shall constitute grounds for suspension of POAC membership. If the laboratory report

on the chemical analysis of urine, saliva, blood or other sample taken from the pony indicates the presence of a forbidden drug or medication, this shall be taken as prima facie evidence that such substance has been administered to the pony either internally or externally.

5. It is presumed the sample of urine, saliva, blood or other substance tested by the laboratory is the one taken from the pony in question, its integrity is preserved, and that all procedures of such collection and preservation, transfer to the laboratory, and analysis of the sample are correct and accurate, and the report received from the laboratory pertains to the sample taken from the pony in question and correctly reflects the condition of the pony during the show in which he was entered, with the burden on the exhibitor or other responsible party to prove otherwise at any hearing in regard to the matter conducted by the POAC.
  6. Pending final hearing by the Executive Committee or other such appropriate hearing committee, the CEO may, by giving written notice of his/her action to the owner of record at the current address as shown on POAC records, temporarily suspend such pony from further participation in a POAC-approved event or show.
- B. Therapeutic Medications (Does Not Apply if Prohibited by Governmental Regulations)**

**1. Forbidden Drugs or Substances**

- a. Any drug or substance considered a Class I or Class II substance as defined in the most recent edition of ARCI's Uniform Classification Guidelines for Foreign Substances.
- b. Any stimulant, depressant, tranquilizer or sedative which could affect the performance of a pony (stimulants and depressants are defined as substances that stimulate or depress the cardiovascular, respiratory or central nervous system).
- c. Any anabolic steroid in halter classes.
- d. Any nonsteroidal anti-inflammatory drug (NSAID) other than those listed in Section D below.
- e. Any metabolite and/or analog of any of the above described forbidden drugs or substances.
- f. Any substance, regardless of how harmless or innocuous it might be, that might interfere with the detection or quantitation of any substance defined in this section.

**EXHIBITORS, OWNERS, TRAINERS AND VETERINARIANS ARE CAUTIONED AGAINST THE USE OF MEDICINAL PREPARATIONS, TONICS, PASTES AND PRODUCTS OF ANY KIND, THE INGREDIENTS AND QUANTITATIVE ANALYSIS OF WHICH ARE NOT SPECIFICALLY KNOWN, AS THEY MAY CONTAIN A FORBIDDEN SUBSTANCE.**

**2. Conditionally Permitted Therapeutic Medications**

These are any drugs, medications or substances that could affect the performance of a pony that are used for the legitimate treatment of illness or injury and are not specified as a forbidden substance as defined in Section B.1 above.

**HOWEVER, UNLESS ALL CONDITIONS OF THEIR ADMINISTRATION ARE MET, THESE DRUGS OR SUBSTANCES ARE FORBIDDEN, AND USE THEREOF SUBJECTS THE PERSON TO DISCIPLINARY ACTION.**

Each of the following requirements is a condition to authorize administration of conditionally permitted therapeutic medications, which shall be verified in a written medication report, available from the POAC or Show Management, completed in its entirety, and filed with Show Management before exhibition of the pony. (See c. - j. below.)

- a. Administration by a veterinarian who is licensed to practice veterinary medicine in the state, province or country where the event is being held, or from a written prescription (written instructions) by a licensed veterinarian, that documents administration of medication is necessary for the legitimate treatment of illness or injury. The administration of a conditionally permitted therapeutic medication for the purpose of transport, grooming, training, etc., is not therapeutic under this authorization rule.
- b. The pony must be withdrawn and kept out of competition for not less than 24 hours after the medication is administered.

Requirements for the medication report:

- c. Identification of the medication including the name, amount, strength/concentration and mode of administration.
- d. Date and time of administration.
- e. Identification of the pony, including name, age, sex, color and entry number.
- f. Diagnosis of illness/injury, reason for administration, and name of administering and/or prescribing veterinarian.
- g. Signature of veterinarian or person administering the medication. If by prescription (written instructions), a copy must be attached to the medication report.
- h. The medication report must be filed with Show Management within one hour after administration of the medication or one hour after Show Management is available, if administration occurs at a time other than during competition hours.
- i. The medication report must be signed by Show Management, and time of receipt recorded on the report.
- j. While the medication report must be filed only if the administered medication will be present in amounts detectable in blood and/or urine samples at the time of competition/sampling, exhibitors are hereby cautioned that it is their responsibility to determine whether or not such medication has had time to clear the pony's system. **IF THERE IS ANY DOUBT, A MEDICATION REPORT SHOULD BE FILED.**
- k. Regardless of whether the medication report requirements described above are met, laboratory detection of concentration levels of an otherwise permitted therapeutic drug that are inconsistent with the administration of a therapeutic dosage of such drug (including, but not limited to, inconsistencies regarding reported dosage and time constraints) shall constitute presumption of a violation of this rule, and the responsible party has the burden of persuasion to establish that the drug was administered in a therapeutic dosage and not less than 24 hours prior to competition.
- l. Regardless of whether all of the requirements listed in Section B.2 are met, it shall be considered a rule violation if the same plasma or urine sample contains more than one of the permitted NSAIDs listed in Section D below.

## C. Restrictions

Restrictions concerning the use of therapeutic medications that may be administered within 24 hours of showing:

1. Subject to the specified restrictions, only those 13 drugs or medications listed in Section D below may be administered within 24 hours of showing. The provisions below contain



rules concerning maximum allowable plasma concentration levels followed by Guidelines.

2. Regardless of whether all of the requirements for a specific NSAID listed in Section D below are met, it shall be considered a rule violation if the same plasma or urine sample contains more than one of the NSAIDs listed in Section D.

The Guidelines are applicable to most ponies. Nevertheless, reliance upon the Guidelines does not guarantee compliance with the rules, since the response of individual ponies may vary. Exhibitors, owners and trainers should consult the drug manufacturer and knowledgeable veterinarians for up-to-date information and more specific advice concerning the therapeutic use of a drug or medication for a particular pony.

**THE GUIDELINES WILL MINIMIZE THE CHANCES OF POSITIVE DRUG TESTS. HOWEVER, RESPONSIBLE PARTIES ARE CAUTIONED THAT THESE ARE ONLY GENERAL GUIDELINES, AND IT IS THEIR RESPONSIBILITY TO SEE TO IT THAT CONDITIONS PREVAIL FOR FULL COMPLIANCE WITH ALL POAC RULES. RELIANCE UPON THE GUIDELINES WILL NOT SERVE AS A DEFENSE TO A CHARGE OF VIOLATION OF THE RULE IN THE EVENT OF A POSITIVE DRUG TEST.**

Should the testing laboratory report the presence of one of the drugs or medications listed below in an amount greater than what would be consistent with the Guidelines or at a level higher than a specified maximum permitted plasma concentration, the matter will be reviewed and disciplinary action may be taken.

#### **D. Permitted Therapeutic Medications**

Only those 13 drugs or medications listed in this section may be administered within 24 hours of showing.

1. **Phenylbutazone** (an NSAID). The maximum permitted plasma concentration of phenylbutazone is 15.0 micrograms per milliliter.

**Guidelines:** When phenylbutazone ("bute") is administered, the dose should be accurately calculated according to the actual weight of the animal. Each 24 hours, not more than 2.0 milligrams per pound of body weight should be administered, preferably less. For a 1,000 pound animal, the maximum daily dose is 2.0 grams, which equals two 1.0 gram tablets, or two 1.0 gram units of paste, or 10.0 cc of the injectable (200 milligrams per milliliter). Neither a total daily dose nor part of an injectable dose should be administered during the 12 hours prior to competing. In the event the phenylbutazone is administered orally, half of the maximum daily dose (1.0 gram per 1,000 pounds) can be administered each 12 hours (i.e., 12 hours apart) during a five day treatment program even if such oral administration occurs within 12 hours of competition. Phenylbutazone should not be used for more than five successive days.

2. **Diclofenac (Surpass)** (an NSAID). The maximum permitted plasma concentration of diclofenac is 0.005 micrograms per milliliter.

**Guidelines:** Every 12 hours, not more than 73 milligrams of diclofenac liposomal cream should be administered (not more than 146 milligrams per 24-hour period) to one affected site. This 73 milligram dose equals a 5-inch ribbon of cream not greater than 1/2 inch in width, which should be rubbed thoroughly into the hair over the joint or affected site using gloved hands. Administration of diclofenac cream should be discontinued 12 hours prior to competing. Do not apply diclofenac cream in combination with any other topical preparations including DMSO, nitrofurazone or liniments, and do not use on an open wound. Diclofenac cream should not be administered for more than 10 successive days.

3. **Flunixin (Banamine)** (an NSAID). The maximum permitted plasma concentration of flunixin is 1.0 microgram per milliliter.

**Guidelines:** When flunixin meglumine is administered, the dose should be accurately calculated according to the actual weight of the animal. Each 24 hours, not more than 0.5 milligrams per pound of body weight should be administered. For a 1,000 pound animal, the maximum daily dose is 500 milligrams, which equals two 250 milligram packets of granules, or one 500 milligram packet of granules, or 500 milligrams of the oral paste (available in 1,500 milligram dose syringes), or 10.0 cc of the injectable (50 milligrams per milliliter). No part of a dose should be administered during the 12 hours prior to competing. Any medicated feed must be consumed and/or removed at least 12 hours prior to competing. The medication should not be used for more than five successive days.

4. **Ketoprofen (Ketofen)** (an NSAID). The maximum permitted plasma concentration of ketoprofen is 40.0 nanograms per milliliter.

**Guidelines:** When ketoprofen is administered, the dose should be accurately calculated according to the actual weight of the animal. Each 24 hours, not more than 1.0 milligram per pound of body weight should be administered. For a 1,000 pound animal, the maximum daily dose is 1.0 gram, which equals 10.0 cc of the injectable (100 milligrams per milliliter). No part of a dose should be administered during the 12 hours prior to competing. The medication should not be used for more than five successive days.

5. **Meclofenamic Acid (Arquel)** (an NSAID). The maximum permitted plasma concentration of meclofenamic acid is 2.5 micrograms per milliliter.

**Guidelines:** When meclofenamic acid is administered, the dose should be accurately calculated according to the actual weight of the animal. Each 12 hours, not more than 0.5 milligram per pound of body weight should be administered, preferably less. For a 1,000 pound animal, the maximum 12-hour dose is 0.5 gram, which equals one 500 milligram packet of granules. The medication should not be used for more than five successive days.

6. **Naproxen** (an NSAID). The maximum permitted plasma concentration of naproxen is 40.0 micrograms per milliliter.

**Guidelines:** When naproxen is administered, the dose should be accurately calculated according to the actual weight of the animal. Each 24 hours, not more than 4.0 milligrams per pound of body weight should be administered. For a 1,000 pound animal, the maximum daily dose is 4.0 grams, which equals eight 500 milligram tablets. No part of a dose should be administered during the 12 hours prior to competing. Any medicated feed should be consumed and/or removed at least 12 hours prior to competing. The medication should not be used for more than five successive days.

7. **Firocoxib (Equioxx)** (an NSAID). The maximum permitted plasma concentration of firocoxib is 0.24 micrograms per milliliter.

**Guidelines:** When firocoxib is administered, the dose should be accurately calculated according to the actual weight of the animal. For a 1,000 pound animal, the maximum daily dose is 45.5 milligrams, which equals 0.1 milligram per kilogram of body weight once daily. No part of a dose should be administered during the 12 hours prior to competition. Firocoxib should not be administered for more than 14 successive days.

8. **Eltenac** (an NSAID). (PENDING FDA APPROVAL – SEE BELOW.) The maximum permitted plasma concentration of eltenac is 0.1 microgram per milliliter.

**Guidelines:** When eltenac is administered, the dose should be accurately calculated according to the actual weight of the animal. Each 24 hours, not more than 0.25 milligram per pound of body weight should be administered, preferably less. For a 1,000 pound animal, the maximum daily dose is 250 milligrams, which equals 5.0 cc of the injectable (50 milligrams per milliliter). No part of a dose should be administered during the 12 hours prior to competing. Eltenac should not be administered for more than five successive days. **ELTENAC HAS BEEN APPROVED FOR USE PENDING FDA APPROVAL. THIS MEDICATION MAY NOT BE USED UNTIL POAC HAS NOTIFIED MEMBERS AND EXHIBITORS OF THE FDA APPROVAL. PLEASE WATCH FOR STATEMENTS IN POAC PUBLICATIONS AND ON POAC'S WEBSITE AT [POAC.ORG](http://POAC.ORG).**

9. **Acetazolamide.** May be administered only to ponies documented through DNA testing to be positive (N/H) for HYPP (Hyperkalemic Periodic Paralysis). While these rules do not contain a maximum allowable plasma concentration level for acetazolamide, laboratory detection of levels of acetazolamide that are not consistent with administration in accordance with the following Guidelines may result in prosecution of a rule violation.

**Guidelines:** When acetazolamide is administered, the dose should be accurately calculated according to the actual weight of the animal. Each 24 hours, not more than 3 milligrams per pound of body weight should be administered. For a 1,000 pound animal, the maximum daily dose is 3 grams.

10. **Furosemide (Lasix).** When used, furosemide must be administered intravenously at least 4 hours prior to competition.

11. **Isoxsuprine.**

**Guidelines:** When isoxsuprine is administered, the dose should be accurately calculated according to the actual weight of the animal. Each 24 hours, not more than 1.6 milligrams per pound of body weight should be administered (usually divided in two equal doses given 12 hours apart). For a 1,000 pound animal, the maximum daily dose is 1,600 milligrams, which equals eighty 20-milligram tablets. No part of a dose should be administered during the 4 hours prior to competing. Any medicated feed should be consumed and/or removed at least 4 hours prior to competing.

12. **Lidocaine/Mepivacaine.** May be used only under actual observation of Show Management (or designated representative) and/or the official show veterinarian, either of which must sign the medication report form, to aid in the surgical repair of minor skin lacerations which, by their very nature, would not prevent the pony from competing following surgery. Medication report form must be filed with Show Management.

13. **Dexamethasone.** The maximum permitted plasma concentration is 3.0 nanograms per milliliter at the time of competition.

**Guidelines:** In order to help trainers, owners and their veterinarians achieve compliance with this rule in connection with the therapeutic use of dexamethasone, it should be administered in accordance with the information below, which includes several alternative scenarios for dose time and route of administration.

Whenever dexamethasone is administered, the dose should be accurately calculated according to the actual weight of the animal.

*Alternative Number 1.* (2.0 milligrams or less per 100 pounds IV or IM at 12 or more hours before competition.) Each 24 hours, not more than 2.0 milligrams of dexamethasone injectable solution per 100 pounds of body weight should be administered intravenously or

intramuscularly, preferably less. For a 1,000 pound animal, the maximum daily intravenous or intramuscular dose of dexamethasone injectable solution is 20.0 milligrams, which equals 5.0 milliliters of the injectable solution (4.0 milligrams per milliliter). No part of this dose should be administered during the 12 hours prior to competing. Dexamethasone should not be administered for more than five successive days.

*Alternative Number 2.* (0.5 milligram or less per 100 pounds IV at 6 or more hours before competition.) Each 24 hours, not more than 0.5 milligram of dexamethasone injectable solution per 100 pounds of body weight should be administered intravenously, preferably less. For a 1,000 pound animal, the maximum daily intravenous dose of dexamethasone injectable solution is 5.0 milligrams, which equals 1.25 milliliters of the injectable solution (4.0 milligrams per milliliter). No part of this dose should be administered during the 6 hours prior to competing. Dexamethasone should not be administered for more than five successive days.

*Alternative Number 3.* (1.0 milligram or less per 100 pounds orally at 6 or more hours before competition.) Each 24 hours, not more than 1.0 milligram of dexamethasone powder per 100 pounds of body weight should be administered orally, preferably less. For a 1,000 pound animal, the maximum daily oral dose of dexamethasone powder is 10.0 milligrams, which equals one packet of dexamethasone powder (10.0 milligrams per packet). No part of this dose should be administered during the 6 hours prior to competing. Any medicated feed should be either consumed or removed at least 6 hours prior to competing. Dexamethasone should not be administered for more than five successive days.

14. Administration of these drugs does not require that the animal be withdrawn and kept out of competition for a period not less than 24 hours after the medication is administered. Nor is there a requirement that the medication report be filed with Show Management, except when Lidocaine/Mepivacaine is used.

**RULE 15 IS RESERVED FOR A FUTURE RULE IN THIS SECTION.**

## REGISTRATION RULES

### RULE 16. GENERAL REGISTRATION RULES

- A. The person or persons responsible for and submitting any application for registration or any other required documents to POAC are solely responsible for all information submitted. All applications and other documents must be filled out in their entirety and, once submitted, become property of the POAC.
- B. No person shall refuse any reasonable request to assist the POAC, its officers, committees or agents in locating, identifying and inspecting or to answer promptly and truthfully an inquiry concerning an animal or ancestor thereof in their ownership or control which has been registered or listed, or for which application to register has been made.
- C. All stallions used in a POA breeding program must be DNA tested, and have the test results on file in the POAC Office.
- D. No person shall misrepresent the true parentage or eligibility of any pony for registration. Owners must submit DNA testing to prove parentage as directed by the Registrar or CEO. Refusal by an owner to permit DNA testing to prove parentage shall be in violation of Rule 8.
- E. No person shall show artificial coloring or characteristics on a photograph of a pony offered for registration. If such is suspected, the POAC may send inspectors to collect hair and/or skin samples to determine any unnatural markings. The CEO may suspend the pedigree of the pony in question until such time as adequate tests can be performed. All costs for testing shall be at the expense of the owner. Failure to comply with the requests of the CEO can result in the suspension of the pedigree certificate or rejection of the registration application until such tests can be made.
- F. Membership in the POAC is required to conduct registry business, except in the transfer of ownership with the transfer fee paid by the seller with no requirement of membership for the buyer. (See Appendix for fee.)
- G. Writing or typing on a pony's pedigree by a person other than the CEO is a violation of the Rules and Regulations and shall be fined.
- H. If an owner's name is changed due to marriage, it is not necessary for the change to be noted on the pedigree certificate of POAs owned. It is, however, necessary that the POAC be notified of the name change, address change, as well as the former name and address. When transferring a pony, sign your present name followed by the previous name in parentheses.
- I. If the color of a Permanently registered POA has changed so that the current description does not match the pedigree certificate, the owner may describe the current color, send new pictures, the pedigree certificate and the certificate amendment fee to the POAC Office for correction.

### RULE 17. REGISTRATION PROCEDURE

Registration certificates are issued with the right to reclassify, correct or cancel by the POAC, if disputed. See Rules 8, 9 and 10.

- A. The owner or recorded lessee of the dam at time of foaling is responsible for the registration of the foal and will be listed on the Certificate of Registration as the first owner of said foal.
- B. A pony with at least one registered POA parent (Tentative, Permanent, ID Blue or ID Pink Papers) is eligible to be considered for registration in the POAC, provided that the other parent is registered with a recognized breed (see Rule 51) with copy of such registration attached to application, or identified in the POAC Certified Pedigree (CP) Program.
  - 1. For ponies foaled in 1997 or earlier, a grade parent does not have to be identified in the CP Program.
  - 2. The CP Program was eliminated January 1, 2004.
- C. **Regular Papers** (Tentative or Permanent) are issued to ponies exhibiting:
  - 1. POA coat pattern, visible at 40 feet.

2. POA characteristics:
  - a. Mottled skin
  - b. Sclera encircling the eyes
  - c. Striped hooves
3. Ponies 5 years and younger not exhibiting a POA-approved coat pattern may be LP tested by the UC Davis Veterinary Genetics Laboratory, the POAC-approved testing lab, to determine if they carry the LP gene. A pony with test results LP/LP or LP/lp will then be eligible for a Tentative Registration Certificate. Such a pony will be considered Certified LP Tested. (Also see Rule 26.)
  - a. Ponies must be DNA tested and parentage verified before submitting the LP test.
  - b. Genetic material for the LP test will be collected by a POAC National Inspector appointed by the CEO or President. If no inspector is available, an approved licensed veterinarian may be substituted, per the CEO or President. Genetic material will be submitted by the inspector or the veterinarian to UC Davis. The owner is responsible for paying all fees associated with testing. LP test results will be sent to the POAC.
  - c. The test results will be noted on the pony's registration certificate, and the Registrar will issue the appropriate papers. Ponies testing lp/lp will be issued ID papers. Ponies testing LP/LP or LP/lp will be issued a Tentative Registration Certificate with the words "Certified LP Tested" on the certificate, and are eligible to show. The owner is responsible to submit all materials and pay all fees associated with registering the pony before issuance of the registration certificate.
- D. **ID Papers** are for breeding stock that are not within the height limits or that do not exhibit POA coat patterns or POA characteristics. (Also see Rule 25.A.5, C and D.)
- E. **Required Photographs**
  1. Four current color photographs must be submitted along with the application for registration. Photographs should show both sides, and a direct face and a rear view, with leg markings and face markings clearly visible. Required photographs are to show the coat pattern and the presence, if any, of one or more of the three identifiable POA characteristics: 1. mottled skin; 2. white sclera; and/or 3. striped hooves.
  2. Besides the required photographs, additional photographs may be submitted which would aid in the evaluation of the pony's coat pattern, markings and/or identifiable POA characteristics.
  3. All scars and brands appearing on a pony should be shown on any photographs submitted.
  4. Label all photographs with date foaled, sex of foal, dam's name and registration number and the owner's name and address.
  5. Photographs become the property of the POAC and may not be returned.
  6. It is to the owner's advantage to send good, clear photographs. Self-developing photos are not recommended. Subject to approval by the Registrar, use of quality digital photographs on photographic paper for use in registration. Photographs larger than 4" x 6" are not acceptable.

## **RULE 18. POA COAT PATTERNS**

- A. **Snowflake Pattern** is a pattern of small spots scattered throughout the base color hair coat. One or two small spots do not make up a snowflake pattern. Snowflakes **MUST** be visible at 40 feet. Mottling **MUST** be present and also must have either sclera and/or striped hooves. This rule applies to all ponies registered after December 31, 2009.

- B. **Frost Pattern** is a pattern giving the appearance of being lightly frosted over the back, loin and croup. It is definite white hairs mixed into the base coat. Frost **MUST** be visible at 40 feet. Mottling must be present and also **MUST** have either sclera and/or striped hooves. Rule applies to all ponies registered after December 31, 2009.
- C. **Blanket Pattern** is a basic dark body color with white “blanket” over croup, hindquarters, back (or part of these). Blanket may have dark spots.
- D. **Leopard Pattern** is a basic white body color with dark spots over entire body and neck.
- E. **White with Dark Spots on Hindquarters** is a basic white body color with dark spots over hindquarters, loin, croup, back (or part of these).
- F. **Snowcap Pattern** consists of a pure white blanket, generally extending from near the withers to back over the loin and hips. While large white blankets are common, some snowcaps have smaller white blankets covering only the loin and part of the hip.
- G. **Marbleized Roan Pattern** is a basic roan body color (including neck). A mixture of light and dark hairs with light color predominant and with “varnish” marks. Mottling must be present and also must have either sclera and/or striped hooves. Rule applies to all ponies registered after December 31, 2009.
- H. **Few Spot Leopard Pattern** is a basic white body color with no or few spots on the body. Areas of solid color or dark roan on the ears, behind the elbows, the flank and usually the underside of the neck. Encircling sclera and mottled skin required.
- I. **Solid with White Spots Over Hips** is a pattern of white spots over the hindquarters.
- J. **Solid with Dark Spots** must have sclera present and also must have either mottling and/or striped hooves to be registered with show rights.

#### RULE 19. POA CHARACTERISTICS

- A. **Mottled Skin** (Parti-Colored Skin). Mottled skin is different from pink (flesh colored or non-pigmented) skin in that it will normally contain small, round, dark spots (pigmented skin) within its area. It is therefore a speckled pattern of pigmented and non-pigmented skin.
  - 1. In the anal area, spreading from the center of the anus to include surrounding areas and/or spreading out of the vagina into surrounding areas.
  - 2. On the udder or sheath (NOT found on the penis).
  - 3. On the muzzle, over the nostrils and around upper and lower lip region. All ponies have a line on the lips caused by the contrast of pigmented and non-pigmented skin; therefore, a person should not separate the lips for signs of mottled skin.
  - 4. Around the eyes.
- B. **White Sclera**. A white area encircling the dark or pigmented iris of the eye. If the white sclera is combined with a bald face, the white sclera may be discounted as a characteristic. White sclera is the same color as the white sclera of a person’s eye, true white as a true white sheet of paper.
- C. **Striped Hooves**. Bold and clearly defined vertical dark and light stripes on hooves of legs that do not have white leg markings.

#### POA CHARACTERISTICS



Sclera - white of the eye



Mottled Skin



Striped Hoof

## RULE 20. BASE COAT COLORS

The generally accepted terminology for solid basic body color consists of the following:

- A. **Bay.** Body color ranging from tan through red, to reddish brown; mane and tail black; usually black on lower legs and ears.
- B. **Black.** Body color true black without light areas; mane and tail black.
- C. **Red (Sorrel/Chestnut).** Body color ranging from light red to dark red; mane and tail usually same color as body or lighter.
- D. **Dun.** Body color yellowish or gold; mane and tail are black or brown; has dorsal stripe and usually zebra stripes on legs and transverse stripe over withers.
- E. **Red Dun.** A form of dun with body color yellowish or flesh colored, mane and tail are red or reddish, flaxen, white or mixed; has red or reddish dorsal stripe and usually zebra stripes on legs and transverse stripe over withers.
- F. **Grulla.** Body color smoky or mouse-colored (not a mixture of black and white hairs, but with each hair mouse-colored); mane and tail black; usually has black dorsal stripe and black on lower legs.
- G. **Buckskin.** (Bay with one copy of Cream.) Body color yellowish or gold; mane and tail black; black on lower legs; typically buckskins do not have dorsal stripes.
- H. **Smoky Black.** (Black with one copy of Cream.) This color is not visually identifiable. Body color is black; mane and tail are also black. Results when a black horse has only one copy of the cream gene. Smoky black may be very difficult to identify and may look bay, brown, liver chestnut or faded black.
- I. **Palomino.** (Red with one copy of Cream.) Body color golden yellow, mane and tail white; typically, palominos do not have dorsal stripes.
- J. **Perlino.** (Bay with two copies of Cream.) White or cream-colored hair, blue eyes and light or pink skin over the body. Mane, tail, and lower legs will be slightly darker than body color. Perlino is a base coat color and must also have a recognizable coat pattern.
- K. **Smoky Cream.** (Black with two copies of Cream.) Body coat color is cream with a cream or white mane and tail, similar to cremello and perlino. Smoky cream is a base coat color and must also have recognizable coat pattern.
- L. **Cremello.** (Red with two copies of Cream.) White or cream-colored hair, blue eyes and light or pink skin over the body. Cremello is a base coat color and must also have recognizable coat pattern.
- M. **Bay Roan.** More or less uniform mixture of white with red hairs on a large portion of the body; darker on head, usually red but can have a few black hairs in mixture, black mane and tail and black on lower legs. Bay roan is a base coat color and must also have a recognizable coat pattern.
- N. **Blue Roan.** More or less uniform mixture of white with black hairs over a large portion of the body, but usually darker on head and lower legs. Blue roan is a base coat color and must also have a recognizable coat pattern.
- O. **Red Roan.** More or less uniform mixture of white with red hairs on a large portion of the body, but usually darker on head and lower legs; can have red or flaxen mane and/or tail. Red roan is a base coat color and must also have recognizable coat pattern.
- P. **Base Coat Modifiers.** The use of base coat modifiers may require additional genetic testing.
  - 1. **Gray.** Mixture of white and any other colored hairs; often born solid-colored or nearly solid-colored and get lighter with age as more white hairs appear. Gray is a modifier of base coat color and must also have a recognizable coat pattern.
  - 2. **Silver.** The silver modifier dilutes black/brown pigment and will lighten the manes and tails of black and bay base colored horses to a flaxen or silver gray. The silver dilution is



not typically seen phenotypically on red base coat colored equines.

3. **Pearl.** Coat color modifier that dilutes the color of the coat, mane and tail as well as lightening of the skin. Closely resembles the champagne dilution.
4. **Champagne.** Coat color modifier that dilutes both red and black/bay pigment as well as causes a pinkish/lavender color to the skin and amber-colored eyes.

## RULE 21. FACE MARKINGS

Descriptions of face markings in writings and drawings:



**STAR**

Any marking on the forehead.



**SNIP**

Any marking usually vertical, between the two nostrils.



**STRIP**

A narrow marking extending vertically in the area between the forehead and the nostrils.



**STAR AND STRIP**

A marking on the forehead with a strip to the nasal peak. The strip does not have to be an extension of the star.



**BALD FACE**

A very broad blaze. It can extend out and around the eyes and it can extend down to the upper lip and around the nostrils.



**DISCONNECTED STAR, STRIP AND SNIP**

A marking on the forehead with a narrow extension of the nasal peak and opening up again between the nostrils. These may be connected.



**BLAZE**

A broader vertical marking extending the length of the face, of a relatively uniform width.



**STAR STRIP AND SNIP**

A marking on the forehead with a narrow extension of the nasal peak and opening up again between the nostrils. These may be connected.

- A. **Star.** Any marking on the forehead.
- B. **Strip.** Any vertical marking found below the eye level and above the imaginary horizontal line connecting the top of the nostrils.

- C. **Snip.** Any mark found below the top of the nostrils.
- D. **Star and Strip.** A marking on the forehead with a strip to the nasal peak. The strip does not have to be an extension of the star.
- E. **Star and Snip.** A marking on the forehead with a disconnected marking between or below the Nostrils.
- F. **Star, Strip and Snip:** A marking on the forehead with an extension to between or below the nostrils.
- G. **Snip Lower Lip.** Any marking found on the lower lip.
- H. **Blaze.** A large or wide connected white star, strip and snip of uniform width.
- I. **Bald Face.** A very large blaze, which can extend outside of the eyes in the forehead and center of face, covering the nostrils, and over the entire muzzle. It cannot exceed limits of registry (refer to Rule 23).

## RULE 22. LEG MARKINGS

Descriptions of leg markings in writing and drawings:



**CORONET**

Any narrow marking around the coronet above the hoof.



**HALF PASTERNS**

A marking which includes only half the pastern above the coronet.



**PASTERNS**

A marking which includes the entire pastern.



**SOCKS**

A marking which extends from the coronet halfway up the cannon bone, or halfway to the knee on the foreleg or halfway to the hock on the back leg.



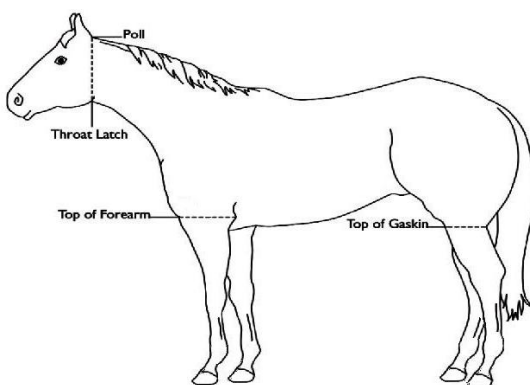
**STOCKINGS**

A full marking to the area of the knee on the foreleg and to the area of the hock on the hind leg. It is an extended sock.

- A. **Heel.** A white marking across the entire heel or only on one side.
- B. **Coronet.** A white marking around the foot to the first inch above the hoof, extending around the foot to be inclusive of the heel.
- C. **Half Pastern.** A white marking that includes only half the pastern above the top of the hoof.
- D. **Pastern.** A white marking that extends from the top of the hoof up to the bottom of the ankle or fetlock joint.
- E. **Sock.** A white marking that extends from the top of the hoof, above the ankle or fetlock but not as high as the knee or hock joint.
- F. **Stocking.** Any white marking extending from the hoof covering the leg up to the bottom of the knee or hock or above the knee or hock.
- G. **Feather Marks.** Mixed white and dark “lightning” marks or spots, generally limited to pastern, fetlock and cannon areas.

#### **RULE 23. ALLOWABLE WHITE LEG AND FACE MARKINGS**

- A. A pony is eligible for registration if white markings with underlying pink skin fall within the prescribed lines shown in the drawing below and described as follows:
  - 1. White markings on the head with underlying pink skin may not extend beyond a line around the throatlatch and behind ear(s).
  - 2. Continuous white leg marking(s) with underlying pink skin may not extend above the top of the forearm(s) or the top of the gaskin(s).
- B. A pony is not eligible for registration if white markings with underlying pink skin extend past the lines shown in the drawing.



#### **RULE 24. AGE OF PONY**

The age of a pony is computed from the first day of January; i.e., a pony shall be considered to be one year old on the first day of January following the actual date of foaling and gain a year in age each consecutive January 1.

#### **RULE 25. TYPES OF REGISTRATION**

- A. **Tentative Registration**
  - 1. For those ponies 56" and under and 5 years and younger.
  - 2. Have one registered POA parent and one parent identified in the Certified Pedigree Program or registered with an approved crossbreeding registry (see Rule 51).
    - a. Exception: ponies foaled in 1997 and before, who have a grade parent that is not identified in the CP Program (program eliminated January 1, 2004).
  - 3. Have approved POA coat pattern and POA characteristics. Photographs should be taken of both sides, as well as a direct face and a rear view, with leg markings and face markings visible. Photos of the pony's characteristics must also be submitted. It is to the owner's advantage to send

good, clear photographs. Self-developing photos are not recommended. Subject to approval by the Registrar, use of quality digital photographs on photographic paper for use in registration is recommended. Photographs larger than 4" x 6" are not acceptable.

4. Gray, roan, frost, snowflake and marbled roan ponies must meet the following standards:
  - a. Mottled skin in at least one place: muzzle, eyes, anus or genital area.
  - b. Sclera and/or striped hooves.
5. Ponies 5 years and younger not exhibiting a POA-approved coat pattern may submit LP testing as in Rule 17.C.3.

**B. Permanent Registration**

1. Must have a Tentative Registration Certificate, or have one registered POA parent identified in the CP Program (program eliminated January 1, 2004) or registered with an approved crossbreeding registry listed in Rule 51.
  - a. Exception: ponies foaled in 1997 and before, who have a grade parent that is not identified in the CP Program.
2. Are eligible for transfer consideration to Permanent registration at the beginning (January 1) of the pony's sixth year.
3. Must have matured within the 46" to 56" height limits. Must also have acceptable POA coat pattern and POA characteristics, or be Certified LP Tested.
4. Completed inspection form, fee, recent photographs, and Tentative pedigree certificate must be sent to the POAC Office by the inspector. It is to the owner's advantage to send good clear photographs. Photographs should be taken of both sides, as well as a direct face and a rear view, with leg markings and face markings visible. Photos of the pony's characteristics should also be submitted. Self-developing photos are not recommended. Subject to approval by the Registrar, use of quality digital photographs on photographic paper for use in registration is recommended. Photographs larger than 4" x 6" are not acceptable.
5. Advancement to Permanent must be done before January 1 of its seventh year, or papers will be voided (see Rule 28).
6. Is eligible to receive a Permanent Card (see Rule 44).
7. Gray, roan, frost, snowflake, and marbled roan ponies must meet the following standards:
  - a. Mottled skin in at least one place: muzzle, eyes, anus or genital area.
  - b. Encircling sclera and/or striped hooves.

**C. ID Registration – Pink Papers**

Ponies overheight or underheight when advanced from Tentative to Permanent are issued pink certificates.

1. Issued to ponies who have matured under 46" or over 56" (a pony should be transferred to ID pink papers when it goes over 56" regardless of age).
2. Are to be used only as breeding stock, are eligible to show in breeding stock classes at any POAC-approved show (see Rule 93) and are eligible to receive Proven Producer and Medallion Awards (see Rules 163 and 169). Eligible for POA sales if approved by the Sale Committee.
3. Photographs should be taken of both sides, as well as a direct face and a rear view, with leg markings and face markings visible. It is to the owner's advantage to send good, clear photographs. Self-developing photos are not recommended. Subject to approval by the Registrar, use of quality digital photographs on photographic paper for use in registration is recommended. Photographs larger than 4" x 6" are not acceptable.

**D. ID Registration – Blue Papers**

Ponies lacking sufficient color for Tentative or Permanent registration are issued blue certificates.

1. Issued to foals born solid or ponies who have matured without sufficient POA coat color or POA characteristics for other registration.
2. Are to be used only as breeding stock, are eligible to show in breeding stock classes at any POAC-approved show (see Rule 93) and are eligible to receive Proven Producer and Medallion Awards (see Rules 163 and 169). Eligible for POA sales if approved by the Sale Committee.
3. If visible approved POA coat pattern and POA characteristics develop, send signed application, recent pictures, ID pedigree certificate and fee to the POAC for the consideration of transfer into the regular POAC registry.
4. Photographs should be taken of both sides, as well as a direct face and a rear view, with leg markings and face markings visible. It is to the owner's advantage to send good, clear photographs. Self-developing photos are not recommended. Subject to approval by the Registrar, use of quality digital photographs on photographic paper for use in registration is recommended. Photographs larger than 4" x 6" are not acceptable.

**E. Hardship Registration**

1. All registry requirements and restrictions as set out for Tentative or Permanent registration must be satisfied, except the requirement of a registered POA parent.
  - a. The Certified LP option (see Rule 26) is not allowed for Hardship purposes, regardless of whether the pedigree is known or not.
2. Must be 2 years old or older to apply for Hardship registration and meet age and height requirements.
3. Must pass required inspection by one to three National POA Inspectors. These inspectors shall be appointed at the discretion of the CEO.
4. Fees will be those listed in the fee schedule (see Appendix), plus regular registration fees.
5. Please refer to the HYPP rules as they pertain to Hardshipping. (See Rule 27.)
6. Can be used for breeding (mares and stallions with a verifiable pedigree), may show at approved POAC shows, sell at POAC sales and qualify for any award. Send a copy of registration papers to POAC.
7. DNA parentage verification is required before the sire or dam can appear on the pedigree.
8. Roan, gray, frost, snowflake and marbled roan ponies with clearly recognized POA coloration will be accepted under Hardship registration providing they meet the following standards:
  - a. Mottled skin in at least one place: muzzle, eyes, anus or genital areas.
  - b. Encircling sclera and/or striped hooves.
  - c. The burden of proof that the pony is eligible for registration lies with the registration applicant.
9. No stallions of unknown breeding will be allowed to be Hardshipped. Mares of unknown breeding will be accepted only as non-breeding stock. This took effect January 1, 2004. All existing Hardship registrations will be retained.
10. Photographs should be taken of both sides, as well as a direct face and a rear view, with leg markings and face markings visible. It is to the owner's advantage to send good, clear photographs. Self-developing photos are not recommended. Subject to approval by the Registrar, use of quality digital photographs on photographic paper for use in registration is recommended. Photographs larger than 4" x 6" are not acceptable.

- F. Certified Pedigree Program.** This program was eliminated as of January 1, 2004. All existing CP Program-registered animals have been retained.

## **RULE 26. CERTIFIED LP-TESTED PONIES**

- A.** Members with ponies that lack color and/or characteristics or that have minimal color and/or characteristics may benefit from submitting samples for LP testing to establish color genetics.
  - 1.** Forms, fees, and sample (hairs with roots attached) must be submitted to the UC Davis Veterinary Genetics Laboratory for testing. (Also see Rule 17.C.3.)
  - 2.** A National Inspector or a licensed veterinarian must pull the hairs and submit the sample. Under no circumstances should the hair be pulled by the owner of the pony.
  - 3.** All registration requirements and fees must be met prior to having an LP test submitted to the National Office.
- B. LP Test Results**
  - 1.** Results of the LP test will be reported to the POAC Registrar. The Registrar will then issue the appropriate papers for that pony. Ponies with test results either LP/LP or LP/lp will have “Certified LP Tested” noted on their papers.
    - a.** LP/LP – Homozygous. Positive for dominant LP gene. Indicates the pony carries two copies. Homozygous LP ponies will pass the gene to 100% of their progeny, and their foals will be either LP/LP or LP/lp.
    - b.** LP/lp – Heterozygous. Positive for dominant LP gene, carrying a single copy. Heterozygous LP ponies are statistically likely to pass the gene to 50% of their progeny.
    - c.** lp/lp – Negative, non-LP or non-spotted pony.
- C.** All ponies age 6 and up must be inspected for color and height when applying for Permanent registration or a Permanent Card. Certified LP ponies do not need to pass the color inspection.
- D. Violation of LP Status**
  - 1.** Persons found guilty of violating or falsifying any of the LP documentation or genetic material shall be responsible to the disciplinary judgment and actions of the Hearing Committee.
  - 2.** Protest of a pony’s Certified LP status must be filed in accordance with the rules and regulations of the National POAC. The fee for protesting Certified LP status is \$100.

## **RULE 27. INELIGIBLE PONIES**

The following ponies are ineligible for registration, or are eligible only under specific circumstances as indicated.

- A. Ponies with Pinto color**, or Pinto sire or dam.
- B. Ponies with Paint color**, or Paint sire or dam.
- C.** Ponies that have white markings on the legs or face with underlying pink skin that exceed the limits of allowable white. (See Rule 23.)
- D.** Ponies that exhibit any natural markings that have been altered by surgery, dye or other manner. Ponies with unnatural markings can be rejected from registration and the owner barred from the POAC.
  - 1.** Ponies that have unnatural markings as a result of accident or injury, the owner should notify the POAC of the circumstances of the accident or injury. If the pony meets all other requirements for registration, in addition to the unnatural ones, special approval based upon the Board of Directors’ opinion of the circumstances can be considered.
- E. Cryptorchid, monorchid or high flanker** stallions 2 years or older, or offspring of known cryptorchid, monorchid or high flanker stallions. Stallions having one of these faults must be gelded by their third birthday or their papers will be voided. If the condition exists at age 2, breeding certificates will not be honored for registration of any get until the stallion develops properly. (See Terms, Rule 52.)
- F. Parrot mouth or monkey mouth** ponies having a full tooth or more overbite or underbite. Parrot mouth and monkey mouth are not allowed for registry for breeding stock. An overbite or

underbite is allowed; however, it is undesirable and if severe, the pony should not be used for breeding stock. (See Terms, Rule 52.)

**G. Hyperkalemic Periodic Paralysis (HYPP)**

Designation effective for POAs born on or after January 1, 2005. A muscular disease caused by a hereditary genetic defect that leads to an uncontrolled muscle twitching or profound muscle weakness, and in severe cases may lead to collapse and/or death. According to research, this condition exists in certain descendants of the stallion Impressive, AQHA #0767246.

1. The following notification shall be placed on the registration certificate of a POA known to descend from the stallion Impressive. "This foal has Impressive as an ancestor, known to carry the HYPP gene, designated under POAC rules as a genetic defect."
  - a. When the parent(s) tracing from the HYPP line have tested negative (N/N) for HYPP with an appropriate designation appearing on their registration certificate, the above notification is not required, and instead the designation N/N will be substituted, upon request of the breeder.
  - b. POA stallions and mares that are N/N have full breeding rights.
2. Mandatory HYPP testing is required for any POA known to have Impressive as an ancestor and the parent(s) carrying the Impressive bloodline has no HYPP designation on their registration certificate. All Hardship registered and CP Program mares and stallions that were registered prior to 2004 must be tested. For any POA testing N/H or H/H, all offspring must be tested.
  - a. POAs requiring mandatory testing must also be parentage verified.
3. Mandatory HYPP testing is required for any POA known to have Impressive as an ancestor and the parent(s) carrying the Impressive bloodline has the designation N/H or H/H on their registration certificates.
  - a. POAs requiring mandatory testing must also be parentage verified.
4. Any POA that tests homozygous positive for HYPP (H/H) will be denied registration with POAC.
5. Any POA that tests N/H may be allowed registration with the POAC. Also:
  - a. POA stallions that are N/H must be gelded prior to being issued a registration certificate.
  - b. POA mares that are N/H have no breeding rights.

**RULE 28. ADVANCEMENT TO PERMANENT**

All Tentative registered POAs must be inspected and measured during their sixth year to determine eligibility for advancement to Permanent.

- A. A notification may be sent to the current owner of a Tentative POA that needs to be inspected for Permanent registry.
- B. Tentative POAs 7 years old that have not been advanced to Permanent are considered to have voided papers. Ponies with expired papers have no privileges as a POA pony. The pony cannot show, be a registered parent or be transferred to another owner.
- C. Registration papers of POAs who have been voided due to lack of advancement become the property of the POAC and cannot be returned to the owner until brought up to date.

**RULE 29. INSPECTIONS**

As a prerequisite to registration or change in registration classification, the CEO or Registrar may require an inspection and/or examination of the subject pony, and prior to the inspection, the owner shall pay actual and necessary expenses for the inspection.

- A. An inspection is required when transferring a Tentative registered pony to Permanent, or if the initial registration is to be Permanent.

- B. Inspections are required for Hardship registration, using one to three National Inspectors.
- C. Individuals cannot inspect their own ponies or the ponies of family members. (See Rule 30.D.)
- D. Inspectors should immediately report every pony they turn down for registration to the POAC.
  - 1. The inspector can refuse to measure a pony that he believes is unsound, has been conditioned, exhausted or prepared for measurement in such a way that this action could affect the accuracy of the measurement. If this should occur, the incident will be referred to the CEO and the Hearing Committee.
- E. An inspection can be called for when color and characteristics are not visible from the pictures sent in for registration, etc. If a pony's registration status is protested, inspections may be made leading to reclassification as a result of overheight, underheight, lack of color, to correct an error or any irregularity on the original pedigree.
- F. Certified LP-Tested ponies will not be inspected for color at shows or sales.

### **RULE 30. TYPES OF INSPECTORS**

#### **A. National Inspectors**

##### **1. Requirements**

- a. Requires two years of experience as a State Inspector, and must pass the National Inspectors test.
- b. Be current on inspection procedures and have attended a required clinic or seminar at least every three years.
- c. Directors from each region are responsible for implementing a clinic in their region at least once every three years or more often if necessary.
- d. All newly elected National Directors must pass requirements for National Inspectors at the first clinic in their respective regions. (Only if they are not currently certified inspectors.)
  - (1) National Directors must meet requirements before inspecting as a National Inspector at any POAC event.
- e. After meeting the above requirements, a list of National Inspectors will be published and supplied to state club secretaries.
- f. Each Director is responsible for supplying names of inspectors in their regions who have attended clinics in their region.
- g. The POAC will keep records of inspectors' eligibility.
- h. The POAC Board of Directors will approve all National Inspectors.

##### **2. Duties**

- a. To inspect all ponies submitted to him for Tentative, Permanent, ID, or Hardship registration.
- b. To submit to the POAC all money, pictures, certificates and registration papers of the ponies he inspects. He should inform local veterinarians that he will assist them by sending any completed registration paperwork, etc., to the POAC.
- c. National Inspectors may assist in measuring ponies at each show they attend when requested by the Show Committee.
- d. To assist, when requested by the CEO or President, in measuring ponies for Permanent Cards.
- e. To carry out special inspections when required by the CEO or POAC.



## **B. State Inspectors**

### **1. Requirements**

- a. Attend a National Inspectors hands-on clinic before inspecting as an apprentice. Be current on inspection procedures and have attended a required clinic or seminar every three years.
- b. Apprentice under State or National Inspector at five or more shows on different show dates before inspecting alone at the state level.
- c. After these requirements are fulfilled, the person (club) putting on the clinic is responsible for submitting the names of those attending to the POAC Office.
- d. States may use as many State Inspectors as needed.

### **2. Duties**

- a. To inspect all ponies submitted to them for Tentative, Permanent or ID registration.
- b. To submit to the POAC Office all money, pictures, certificates and registration papers of the ponies he inspects. He should inform local veterinarians that he will assist them by sending any completed registration paperwork, etc., to the POAC.
- c. To assist in measuring ponies at each show attended in his home state.

**C. Licensed Veterinarians.** For members where a National Inspector, State Inspector or an approved POAC event is not within a reasonable distance, a licensed veterinarian, who must be approved by the CEO and Registrar, may inspect ponies submitted to them for preliminary application of Tentative, Permanent and ID registration. All preliminary registration applications are subject to POAC approval before registration is official.

**D.** An inspector shall not inspect his/her own pony or a pony owned by a family member. Family members shall include the following: spouse, mother, father, son, daughter, brother, sister, grandparent, grandchild, legal ward, in-laws (father, mother, brother, sister, son and daughter), stepchild, stepparent, stepgrandparent, stepbrother, stepsister, half-brother, half-sister, aunt, uncle, niece or nephew.

## **RULE 31. FIELD REGISTRATION**

National Inspectors, State Inspectors or other individuals as approved by the CEO and the POAC Board of Directors may inspect and accept preliminary application for registration of POAs 2 years and older on the spot in the field. These applications for registration are subject to POAC Office approval before registration is official. This would enable POA owners to register their ponies and take part in shows and other activities immediately. A rush fee (see Appendix) will be charged for each field registration.

## **RULE 32. NAME SELECTION**

No pony will be registered by a name that conflicts with a name already registered, that has numerical prefixes or suffixes, or numbers within the name. No pony will be registered with any name containing punctuation, apostrophes, diacritical markings, or more than 24 letters, including spaces and dashes.

**A.** Name can be changed:

1. Upon payment of the fee and written permission from the original breeder.
2. A further provision is that the old name appears on the pedigree certificate as well as the new name and the same registration number is used.

**B.** Name cannot be changed:

1. If any get or progeny is registered.
2. If the POA has an existing show record.

## **RULE 33. STALLION BREEDING REPORTS**

**A.** On or before December 31 of each year, the owner of each stallion to which mares have been exposed during that calendar

year must complete, sign and mail to the POAC, with the appropriate fee for each stallion, on a form supplied by the POAC, listing all mares exposed to the stallion, whether they are in foal or not, and listing all dates of exposure.

1. If the Stallion Report is not mailed on or before December 31 of the calendar year that it covers, the recorded owner must pay a late filing fee (or amended filing fee, if report is amended), may be charged for any reasonable costs and expenses that the POAC incurs in investigating the accuracy of the Stallion Report, and may also be subject to the penalties provided in Rule 8.
  2. Stallion Report additions or corrections submitted at the same time will be subject to one late fee. If further additions or corrections are made at a later date, an additional fee must be paid.
- B. Stallions of other approved breeds must file Stallion Reports with the appropriate fee by the filing deadline or pay the late filing fee. A copy of the stallion's registration papers must also be submitted with the Stallion Report.
- C. If less than 30 days between breeding a mare to more than one stallion, the offspring are eligible for registry with DNA parentage verification.
- D. The stallion owner or lessee shall clearly distinguish those mares bred live cover or non-live cover on the Stallion Breeding Report.

#### **RULE 34. DNA TESTING**

- A. The owner or lessee of any stallion exposed to one or more mares used in POA breeding programs, as reported to the POAC, shall, at his own expense, file with the POAC a written report of the stallion's genetic type, obtained from a laboratory approved by the POAC, and in accordance with procedures adopted by the POAC. This type must be on file with the POAC prior to the registration of any foal sired by such stallion.
- B. All stallions and mares involved in non-live-cover breeding by transported semen must have results of their individual DNA tests on file in the POAC Office. All foals resulting from the use of non-live cover or transported cooled or frozen semen must have their pedigree verified by DNA testing.
1. For *on-site* non-live-cover breeding, where the mare and stallion are at the same location as they would be for live-cover breeding, DNA testing is not required for the mare or resulting foal.
- C. If there is justifiable cause to question parentage of a foal, the CEO may require the foal, sire and dam to be DNA tested, and the expenses of which shall be allocated as the CEO determines. The results of this test, together with other available information, may be taken into consideration by the CEO in determining the foal's parentage as recognized by POAC. Such DNA testing shall be done by an organization approved by the POAC.
- D. For members requesting a Tentative Registration Certificate for a pony that lacks a visible coat pattern, the pony must be DNA tested and parentage verified prior to LP testing.

#### **RULE 35. PASTURE BREEDING**

Only one stallion may run with a mare or group of mares, and they must be enclosed by permanent fences maintained in such a manner that no other stallion could breed any mare in the pasture.

#### **RULE 36. NON-LIVE-COVER BREEDING**

Non-live-cover breeding by the use of shipped, cooled semen, frozen semen and artificial insemination is allowed. This will also allow the use of frozen semen from deceased stallions.

- A. The program is available to POA-registered stallions along with all recognized outcrosses. Mares must be POA registered or registered in one of the approved (recognized) breed associations (see Rule 51) or identified in the CP Program.
- B. DNA testing will be required for the transportation of all non-live-cover semen and must be on file with the POAC Office.

- C. Collection may be completed by the stallion owner or by any authorized agent of the stallion owner.
- D. Insemination must be completed by a veterinarian or certified artificial insemination technician.
- E. A Transported Semen Permit must be applied for and received prior to any non-live-cover breeding in which transported semen is used. Transporting semen prior to receiving the permit will result in a fine of \$500. Permit fees are non-transferable and non-refundable. See fee schedule in the Appendix. This annual permit is effective for one calendar year (January 1 - December 31). A completed Stallion Breeding Report must be sent to the POAC Office noting the use of shipped semen and non-live-cover breeding. A breeding certificate noting the same shall be issued to the mare owner.
  - 1. For *on-site* non-live-cover breeding, where the mare and stallion are at the same location as they would be for live-cover breeding, a Transported Semen Permit is not required.
- F. **Registration of Foals Resulting from Transported Cooled or Frozen Semen.** Prior to application for registration, DNA samples must be collected and sent to the POAC-approved laboratory for typing. It is the responsibility of the owner of the dam or agent to cause the DNA test results of the dam and foal to be submitted to the POAC. Registration of foals resulting from non-live-cover semen will be completed if the foal's DNA is compatible with the DNA of the sire and dam. Foals are to be eligible for registration only if all requirements, rules forms and dates are completed in the designated time.
- G. The POAC, employees, National Directors and officers assume no responsibility for the success or failure of the breeding process using transported semen. The use of this technology is the responsibility of the owners of the stallion and mare. Breeding contracts are contracts between the stallion and mare owners, lessees or authorized agents only.

#### **RULE 37. EMBRYO TRANSFER**

In regard to a pony foaled by a mare that is not its genetic dam, but transferred to her by an embryo transfer technique, the owner of a donor mare is allowed the same privilege as the owner of a mare that naturally carries a foal. However, in addition to other registration rules, the foal shall not be eligible for registration unless:

- A. In advance of the intended collection of the fertilized egg, recorded owner or lessee has notified the POAC in writing of his intention to attempt an embryo transfer and has paid the appropriate fee to enroll each donor mare in the embryo transfer program. This enrollment must be made each year that a transfer is to be performed, and once made, the fee is not refundable, nor can any substitution be made. (This notice must be sent by certified mail, return receipt requested, in order to preserve for the recorded owner or lessee of the donor mare the only acceptable proof to the POAC of timely compliance, if such proof is requested.);
- B. A POAC-approved veterinarian is present during the collection and transfer procedure, at POAC discretion; and
- C. Has its pedigree verified by DNA testing of foal, sire and donor mare, and by such other testing as the POAC deems necessary, all expense of which shall be the registration applicant's (including expense of travel and lodging of the POAC representative and fee of the approved veterinarian); and the foal's pedigree is subject to other such testing as the POAC deems necessary.
- D. **Registration**
  - 1. Any pony produced by embryo transfer must have a registration application on file in the POAC Office postmarked within 10 days of the foaling date in order to be eligible for registration. Registration applications must be sent by certified mail, return receipt requested, in order to preserve for the recorded owner or lessee of the donor mare or foal the only acceptable proof to the POAC of timely compliance, if such proof is requested.

2. If a mare is designated with the POAC for embryo transfer, but the procedure is not attempted regarding the mare in the designated year, to avoid necessity of DNA testing, the POAC must be notified in writing by December 1 of the designated year that the owner has elected not to attempt embryo transfer. Without such notice, a foal produced the following year by designated mare is not eligible for registration without DNA testing.
  3. When a foal is produced by embryo transfer, that fact will be listed on its registration certificate.
- E. The POAC may inspect the premises and practices of any party using or intending to use embryo transfer procedures.
  - F. The burden of verifying true parentage is the registration applicant's and any question of parentage shall be resolved against registration of a pony carried by a recipient mare through embryo transfer.

### **RULE 38. TRANSFER OF OWNERSHIP**

For transfer of ownership of Tentative, Permanent, ID Blue Paper and ID Pink Paper registered POAs, each change of ownership needs to be recorded in the records of the POAC. The seller is responsible for promptly sending to the POAC the completed and signed transfer of ownership form, the pedigree certificate and paying the transfer fee (see Appendix).

- A. The pedigree certificate is not a certificate of title. It is a document that certifies the pedigree of an animal. Purchasing a pony does not mean the pedigree certificate will automatically pass with the animal. Should a seller refuse to sign a transfer form for the pedigree certificate, the POAC cannot issue a new certificate in the new owner's name. Buyers are advised to have bills of sale and/or contracts reflecting that the pedigree certificate will transfer upon completion of sale.
- B. Buyers are warned that the transfer must read directly from the person whom they purchased the pony and all previous transfers must be attested by the Secretary of the POAC and shown on the pedigree certificate.
- C. The seller must sign the transfer in his written hand the way his name appears on the pedigree certificate.
- D. If the pony is owned by "A" and "B", both owners must sign the transfer form. If the pony is owned by "A" or "B", one signature is required.
- E. When purchasing a pony, it is wise to require the seller to bring the papers up to date or the new owner may find himself trying to obtain transfers for years past as well as having to pay back transfer fees. If the purchaser accepts papers not brought up to date and wishes them transferred to his name, he should accept the problems involved in obtaining back transfers and the financial responsibility of bringing all of the transfers up to date.
- F. It is best to complete transfers immediately and use the correct dates. This will result in fewer problems. If a pedigree certificate and transfer form are received at the POAC Office to effect a change of ownership, but are in such order that it is not possible to complete the transfer, the pedigree certificate will be retained in the POAC Office until the transfer can be completed and recorded in the POAC files.
- G. If an owner sells a pony and wishes the transfer effected, but does not wish the new owner to have the papers until the pony is completely paid for, this can be done. Simply request that the papers be held pending notification from the seller that the debt has been paid.

### **RULE 39. TRANSFER WITHOUT SIGNATURE OF RECORDED OWNER**

Whenever legal title to a registered pony passes to another by reason of death of the recorded owner, by reason of foreclosure of any lien, or by any order of decree of court, or otherwise by operation of law, the POAC may transfer the registration of such pony to the new owner:

- A. Upon order of a court of competent jurisdiction or other satisfactory proof of authority for the transfer;
- B. Upon payment of the transfer fee and any reasonable costs and expenses of investigation; and

- C. Upon satisfaction of such other requirements as may be defined by the POAC.

#### **RULE 40. SALE WITHOUT PEDIGREE CERTIFICATE**

Anytime a POA is sold without papers, or is separated from its papers with permanent intent, the pedigree certificate should be sent to the POAC Office with a written statement advising what has happened to the POA so the POAC records will be complete and up to date. Let the POAC know if the POA is not to be reinstated.

#### **RULE 41. ALTERATION, CASTRATION OR SPAYING**

- A. When a pony is altered, the pedigree certificate must be sent to the POAC accompanied by a letter stating the date the pony was altered. The records will then be changed, the alteration notation will be added to the certificate and returned. See Appendix for fee.
- B. If stallions shown at halter are altered during the year, any points earned as a stallion at halter during that show year will not count as gelding points toward National Year-End Awards. They do count toward ROM awards.

#### **RULE 42. DUPLICATE PEDIGREE CERTIFICATE**

A duplicate pedigree certificate can be issued only if the original pedigree certificate has been lost or destroyed. Owners must send a signed statement to the effect that the original pedigree certificate has been lost or destroyed, the fee for duplicate papers (see Appendix) and a recent photo sent to the POAC Office.

- A. The duplicate will be marked "Duplicate" and will become the only pedigree certificate honored by the POAC.

#### **RULE 43. OFFICIAL MEASUREMENT CARD**

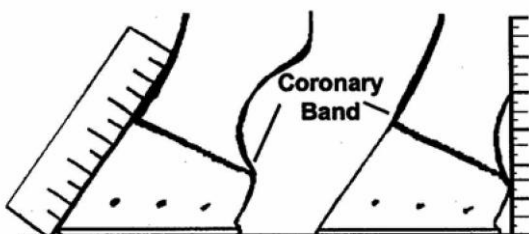
Starting in 2006, the only Official Measurement Cards that will be honored are the cards that were issued to Permanent registered ponies before January 1, 2006. No additional cards will be issued.

#### **RULE 44. PERMANENT CARD – PC (formerly Permanent Height Card)**

Permanent registered POAs 46" to 56" are eligible to be measured for a Permanent Card. This card can be issued only by the CEO or a representative duly appointed by them. The CEO will not participate in the actual measurement process.

- A. The CEO or President shall name a committee of three, consisting of a minimum of one National Director, one former Director and one National Inspector to measure ponies whose owners are applying for a Permanent Card. Measurement for PCs will be offered at Regional Shows and Sales, the National Congress Show, the International Sale and one approved state show per year. *For regions that have only one Director*, the CEO or President has the option of naming a committee of three, consisting of a minimum of one National Director or past National Director, along with two National Inspectors.
  - 1. Ponies may be inspected for Permanent Cards at a state POA show at a time and place as previously advertised following the same rules of the POAC Handbook. The state that wishes to sponsor this must advertise prior to the show that measurement will be available and will be responsible for ensuring that the necessary members of the committee are present and approved in order to measure for PCs. The POAC will not incur any expense in ensuring that the necessary inspectors are present; it is the sponsoring state's responsibility.
- B. The final color inspection will be conducted by the three inspectors who are measuring for the Permanent Card. A Certified LP Tested pony will not be required to pass the color inspection to receive a PC.
- C. All ponies must have been issued Permanent registration papers before being eligible to be measured for a PC.
- D. All ponies presented for Permanent Card must have all paperwork and fees at the time of presenting the pony for measurement, including original Permanent registration papers and fee as listed in the Appendix.

- E. The POA shall first be measured and found to be not under 46" and not over 56".
  1. Then, the height of the heel shall be determined. Using a 6" steel ruler perpendicular to the ground, measure from the skin line on the lower side of the coronary band to the ground, including shoe if shod, or both shoe and pad when present. (See illustration following.)
  2. The length of the toe of the same hoof shall then be determined. Measure the front of the hoof in the center, from the skin line on the lower side of the coronary band to the ground, including shoe if shod, or both shoe and pad when present. (See illustration.)
  3. The height of the shoe, or both shoe and pad when present, shall be measured as described below. This measurement, plus that of the heel and toe, shall be put on the POA's permanent papers, and a card issued to the owner.
  4. With the hoof on the ground, the shoe, or both shoe and pad when present, shall be measured at the thickest part of the shoe, or shoe and pad. This measurement shall then be the recorded height of the shoe.



- F. Ponies are to be measured by at least two of the measuring team with a 15-minute time limit each. The results of both measurers shall also be averaged for the ultimate height of the pony. The third member of the team shall observe all measuring to ascertain the accuracy of the measurement. He may participate by acting as scribe or by measuring the foot. Measuring the foot may be done by any member of the team.
- G. In recording for PCs, all measurements include the height of the shoe, or both shoe and pad when present. Any shoe less than a full shoe must be removed before measuring.
- H. The Permanent Card application form will expire 60 days after date of being issued. All PCs are pending approval of the POAC National Office.
- I. Ponies with a Permanent Card do not have to be measured or inspected for color at any POAC activity.

#### **RULE 45. DECEASED PONIES**

Owners should report the date of death in writing to the POAC Office. Send in the pedigree certificate, and if requested, after marked "Deceased," the pedigree certificate can be returned.

- A. Deceased POAs are eligible for awards if earned. In the event of special cases, or exceptional circumstances, the case will be referred to the Board of Directors for their ruling and decision. Deceased POAs cannot be registered.

#### **RULE 46. VOID POAs**

The following abbreviations are used for Void POAs:

- A. **Void (NA)** - Void, not advanced to Permanent.
- B. **Void (SWP)** - Void, sold without papers.
- C. **Void (OH)** - Void, matured over 56" and not transferred to ID Pink Papers.
- D. **Void (UH)** - Void, matured under 46" and not transferred to ID Pink Papers.

#### **RULE 47. REINSTATING POAs**

If the owner of a Void POA wishes to reinstate the POA, the following is needed and any other information the POAC deems necessary:

- A. Pictures.
- B. Copy of the bill of sale or cancelled check as proof of purchase.
- C. Inspection by POA inspector or licensed veterinarian.
- D. Payment of appropriate fee.
- E. The decision to reinstate rests with the CEO. This decision may be appealed by the owner to the POAC Hearing Committee.

#### **RULE 48. RUSH CHARGE**

Where special handling is required on registration, transfers, etc., there will be a rush fee required, in addition to the regular fees. This fee will be determined by the time frame requested for papers to be processed and returned. Time begins when paperwork is received at the POAC Office. A rush fee will also be charged for field registrations. See Appendix for fees.

#### **RULE 49. LEASE AGREEMENTS**

If registered POAs are to be leased, a copy of the lease agreement needs to be on file with the POAC Office. The agreement must specify the length of time the contract is binding.

- A. Advise the POAC Office who has the right to sign the breeding certificate while the lease is in effect.
- B. A foal can be registered with the lessee listed as the breeder provided the lease is dated effective prior to the breeding date, the lease is filed with the POAC Office and the lease filing fee has been paid. Lease forms are available from the POAC Office.

#### **RULE 50. RECORDED PREFIX AND NAMES**

Breeders and owners of POAs may wish to reserve their farm name or prefix. These names cannot be used by others unless written permission from the prefix owner is obtained.

- A. The POAC Office must have on file the signatures of all persons who can do business under the farm name or prefix. The POAC must know if persons can conduct business individually or if joint signatures are required.
- B. If joint signatures are required, the POAC Office must know what combinations can do business.
- C. If the farm name or prefix is to be owned by "A" or "B", both signatures must be on file. Thereafter, either can do business. If the farm name or prefix is to be owned by "A" and "B", both signatures must be on file. Thereafter, both need to sign when transferring, registering or doing other business with the POAC.
- D. If initials are to be used as a prefix in a POA registration, the POAC Office must be advised what initials will be used. A fee must be paid before the prefix certificate can be issued.
- E. In selecting a prefix in registering, please keep in mind the maximum of 24 letters and spaces available. The POAC office should be notified if the recorded prefix or name is to be cancelled; no refund of fee will be made.

#### **RULE 51. APPROVED (RECOGNIZED) BREED ASSOCIATIONS FOR CROSSBREEDING TO POAs**

- A. Approved breed associations:
  - Pony Of the Americas Club, Inc., Indianapolis, IN
  - American Connemara Pony Society, Middlebrook, VA
  - American Morgan Horse Assn., Inc., Lexington, KY
  - American Quarter Horse Assn., Amarillo, TX
  - Appaloosa Horse Club, Moscow, ID
  - Appaloosa Horse Club of Canada, Norwood, ON
  - Arabian Horse Assn., Greenwood Village, CO
  - Australian Palouse Pony Assn., Oxenford, QLD
  - The Jockey Club, Lexington, KY
- B. Approval subject to individual breeding of the animal:
  - American Quarter Pony Assn., New Sharon, IA
  - Welsh Pony & Cob Society of America, Stephens City, VA
  - Welsh Pony & Cob Society of Canada, Port Perry, ON

## **RULE 52. TERMS**

Listed below are some of the terms used in this Handbook:

**Active Member** - A person whose membership dues are paid for the current year with the POAC (see Rule 1).

**Approved Breed Association** - Breed associations approved for pedigree purposes by the POAC.

**Artificial Insemination** - Artificial Insemination is insemination by non-live cover. The mare is not covered by the stallion, and the semen is deposited in the uterus by mechanical means.

**Base Color** - The dominant color of the pony, usually determined from the head and neck area.

**Breeder** - The breeder of a pony is the owner of the dam at the time of service, except when a mare is held under lease at the time of breeding and written notification of such lease, signed by the lessor, is on file at the POAC Office at time of registration, then the pedigree certificate shall show the lessee as the breeder.

**Breeding Certificate** - A written verification signed by the owner of the stallion and the owner of the mare at the time the service took place. It lists the stallion used, the mare bred, and the dates the breeding or breedings took place, or the period of time the mare was exposed to the stallion in case of pasture breeding.

**Breeding Stock** - ID-registered POAs are considered breeding stock only. These are ponies that have a registered POA parent, but do not show typical POA coat patterns with sufficient color, or that are overheight or underheight when advanced from Tentative to Permanent (refer to Rule 25 and 28). Eligible to show in breeding stock classes (see Rule 93).

**Characteristics** - POA characteristics are white sclera of the eye; mottled skin around eyes, nostrils, mouth, anus or genitals; and vertically striped hooves (see Rule 19).

**Cryptorchid** - A cryptorchid is a male that does not have either testicle descended into the scrotum.

**Foaled** - Date of birth of a foal.

**Glass Eye** - A blue or "watch" eye. It is not a fault unless accompanied with excessive white markings on face or legs (possible Paint or Pinto factor). May also be due to injury or blindness.

**Gelded** - A surgical operation called castration that changes a male pony from a breeding animal to a non-breeding animal.

**Hardship Registration** - A provision which makes it possible for ponies without a registered POA parent to apply for registration. (See Rule 25.E.)

**High Flanker** - A slang term for monorchid or cryptorchid condition.

**Inspection** - Visual inspection of a pony to determine whether or not a pony meets the registration requirements.

**Monkey Mouth** - A pony is monkey mouthed when the upper front teeth do not touch the lower front teeth because of the upper jaw being abnormally short, thus causing the upper front teeth to be behind the lower front teeth.

**Monorchid** - A monorchid is a male that has only one testicle descended into the scrotum.

**Parrot Mouth** - A pony has a parrot mouth when the lower front teeth do not touch the upper front teeth because of the lower jaw being abnormally short, thus causing the lower front teeth to be behind the upper front teeth.

**Spayed Mare** - A mare who has undergone surgery to remove reproductive organs.

**Varnish Marks** - This term is used to describe dark areas that are most often seen on roan patterns of roan ponies. They are most frequently found on the face, legs, stifle, above the eye, point of hip and behind the elbow of the pony.

**RULES 53-54 ARE RESERVED FOR FUTURE RULES IN THIS SECTION.**



## SHOW REQUIREMENTS AND CLASSIFICATIONS

### RULE 55. GENERAL SHOW REQUIREMENTS

- A. Every approved show and every person participating at the show including exhibitor, owner, lessee, manager, agent, rider, driver, handler, trainer, judge, show official, employee or family member is subject to the Articles of Incorporation, Bylaws, and Rules and Regulations of the POAC and to the local rules of the show.
- B. All persons participating in any competition recognized by the POAC is subject to the provisions of Rules 8, 9 and 10.
- C. All POAC-approved classes held at approved POAC shows are governed by all applicable POAC rules. The names of the classes and their rules should not vary from the approved list. Only approved classes will receive national points. Unapproved classes (not listed in this Handbook) and events are subject to local rules and regulations.
- D. Only POAC registered ponies may enter and compete in POAC-approved shows and classes. (Exception: IBC shows, see Rule 63.) The exhibitor must be able to prove that the pony is properly registered with POAC by showing original registration papers or a photocopy of both sides of original registration papers. A Show Committee must request such proof of registration upon entering. Every entry must be entered under its full registered POAC name and number as shown on its papers.
  - 1. Field registration of unregistered POAs over 2 years old may be done at a show, and re-inspection of ID ponies for advancement to Tentative or Permanent papers can also be done at that time.
  - 2. If an unregistered pony is shown at an approved POAC event or POAC-approved classes in fairs, no points will be awarded the pony and the owner or exhibitor will be subject to disciplinary action.
  - 3. All ponies registered with foreign registries MUST be registered with the POAC to be eligible to show.
- E. All ponies, except those with Permanent Cards, must pass inspection for proper POA coat pattern, visible at 40 feet, POA characteristics and must measure the proper height for its age.
  - 1. A Certified LP Tested pony will not have to pass color inspection, but will be measured for proper height for its age.
- F. If any of the eight regular 19 & Over classes are offered at a show, then the corresponding youth class must also be offered. If the youth classes are not offered, then the 19 & Over classes will not receive any points. It is also the state Show Committee's option to offer none of the 19 & Over classes. However, the 19 & Over classes in Rule 104.C must be offered at Regionals, the National Congress Show and any other nationally sponsored shows, with the exception of **Ranch Division classes**, which are optional at all shows.

### RULE 56. SHOW APPROVAL

- A. The POAC Show Approval forms must be used for notification and approval of a show. This form must be complete and received at the POAC Office in time to meet publishing deadlines. The National POAC has final approval on all POA show requests. The CEO may refuse approval of any show if, in their opinion, approving the show is not in the best interest of POAC.
  - 1. Shows for state clubs/chapters or regional clubs will not be approved by the POAC Office unless a slate of current officers is on file in the office. All officers must be current members of the POAC at the time the show approval is submitted.
  - 2. Each show, including State Fairs, submitted must have the appropriate fee enclosed, with the name of the judge, before the show can be scheduled.
    - a. Regional Show approvals do not need the judge's name when submitted, but must provide it as soon as a judge is hired.

3. The show bill for that show should be included with the application. No show will be approved until the show bill is received in the POAC Office.
4. No show held on the same date as that area's Regional Show will receive POAC points.
- B. Provincial clubs affiliated with the Canadian Pony Of Americas Association will be recognized as state clubs with respect to show approval.
- C. The dates for the National Congress Show and International Sale and Futurity will be honored, with the exception of State Fair shows.
  1. Dates for any other nationally sponsored shows (such as the World Shows) will be honored within a 500-mile radius, with the exception of State Fair shows.
- D. No POA show will be approved if there is another approved show on the same day within 100 miles (shortest driving distance). A club is allowed to have no more than three shows of any combination of show types in a weekend (four for a holiday weekend). A Pony Rama is counted as two shows.
  1. The limitation of having a maximum of two IBC/B&P shows during any two-day period does not apply to state or national holiday weekends.
- E. No regular show will be approved if there are three or more shows within the six days prior to, or three or more shows in the six days subsequent to, the requested date(s). (A maximum of three shows in a seven-day period.)
  1. The three-show maximum may be extended to four if the shows are in a week or weekend of a state or national holiday.
- F. Show approval fees will be assessed based on show structure. Fees are listed in the Appendix.
- G. Show results processing fees will be charged according to current POAC fee schedules (see Appendix).

#### **RULE 57. CLASS A SHOWS**

- A. There is no limit to the number of Class A Shows that a state club or chapter may sponsor.
  1. A minimum of 12 halter classes with Junior and Reserve, Senior and Reserve, Grand and Reserve in stallions, mares and geldings.
  2. Ten performance classes and five gymkhana classes.
  3. Six placings are required for a full class.
- B. All ponies must meet the registration requirements as set out in Rule 25.A and B. All POAs except those with Permanent Cards will be inspected for color and correct height for the pony's age. Ponies with an Official Measurement Card do not have to be measured. (OMCs issued before January 1, 2006.)

#### **RULE 58. EQUINE ORGANIZATION SHOWS**

Equine Organization shows are shows sponsored by organizations other than POA clubs/chapters that offer POA classes. These shows must be approved by the POAC CEO and will receive A Show points. At these shows, points will be given regardless of the minimum number of classes offered. Points and placings are the same as for A Shows. Points received at Equine Organization shows will count toward a pony's ROM awards and toward National Year-End Awards.

- A. The POAC Show Approval for Equine Organizations must be used for notification and approval of classes to be offered at an Equine Organization show. This form must be complete and received at the POAC Office at least 30 days prior to the show date. A copy of the show bill must also be included, along with the show approval fee (see Appendix). The National POAC has final approval on all requests and classes to count for POA points. The CEO/National Board of Directors may refuse approval of the show if, in their opinion, it is not in the best interests of the POAC.
  1. No show will be approved if there is a POAC-approved state club/chapter show on the same day within 250 miles (shortest driving distance). Equine Organization shows are

discouraged in areas where there are active POA state clubs/chapters.

- B. Exhibitors and owners are required to have current POAC national membership to receive points.
- C. The pony must have Tentative or Permanent registration with the POAC to receive points. The POA must be inspected during that calendar year by a State Inspector or National Inspector, unless the pony has a Permanent Card.
- D. To receive points, the POA Equine Organization Results form, completed in its entirety by the Equine Organization's Show Chair, Show Secretary, or the judge, must be submitted to the POAC National Office within 30 days after the show date. POAC pony fees must also be included (see Appendix), as well as the national class fee in order to receive POA points. However, the completed results form is to be submitted by the owner or exhibitor of the pony, not by the Equine Organization.
- E. The Equine Organization will designate a qualified person to judge the POA classes. There is no requirement to have a POAC-carded judge for an Equine Organization show.
- F. In halter classes, no Grand, Reserve Grand, Senior or Junior Champion points will be awarded.
- G. Equine Organizations are not required to hold a minimum number of POAC-approved classes. They are adding POA classes to the show bill to support their shows and will help promote the POA breed.
  - 1. Performance class breakdowns may be split by the age of the rider: Leadline 6 & Under, 9 & Under, 10-13, 14-18, 19 & Over; or 13 & Under, 14-18, 19 & Over; or 18 & Under, 19 & Over. At a minimum, class breakdown must include 18 & Under and 19 & Over to receive POA points. It is up to the Equine Organization to decide which class breakdown to offer.

#### **RULE 59. OPEN SHOW POINTS**

Points received at open shows are to be tabulated only for a pony's ROM awards. Ponies that accumulate the most points from Open Show Affidavits will be recognized for their outstanding achievement and will be awarded high point and reserve high point in the nation. These ponies are also helping promote the POA breed.

- A. To receive ROM points, a POAC Open Show Affidavit must be submitted to the POAC Office completed in its entirety by the Show Chair, Show Secretary or judge, or the points will not be tabulated. POAC per pony fees must also be included.
- B. To receive ROM points from open shows, the POA must be inspected during that calendar year by a State Inspector or National Inspector, unless the pony has a Permanent Card. For members where a National Inspector, State Inspector or an approved POAC event is not within a reasonable distance, a licensed veterinarian, who must be approved by the CEO and Registrar, may inspect ponies to fulfill this requirement.
- C. To receive ROM halter points, there must be three or more entrants in the class. No Grand, Reserve Grand, Junior or Senior Champion points will be awarded.
- D. The high point award will be divided into two age divisions: 18 & Under and 19 & Over.
  - 1. Any Tentative or Permanent registered POA will be eligible.
  - 2. Points are earned in any open show, fair or POAC-approved show offering open classes. Points must be from open classes.
  - 3. Open Show Affidavits are to be submitted according to POAC guidelines and fees.
  - 4. Points to be awarded for classes that correspond to approved POA classes only, including halter and performance. No points will be awarded for horsemanship classes.
    - a. The current standings for this award to be published on the POAC website, first through sixth place. The year-end award will be of equal value to the youth year-end awards.

#### **RULE 60. PONY RAMA SHOWS - PR SHOWS**

- A. Each state is allowed six Pony Rama shows per year. Regional clubs are limited to two Pony Rama shows per year.
- B. A Pony Rama is two shows judged simultaneously. For each class, placings are given by two independent judges. Therefore, there will be two sets of points awarded in all classes offered.
- C. Judges are to work independently. There shall be no consultation or visiting between judges during the actual judging.
- D. Class requirements, points and placings are the same as for A Shows. POAC posting fees are double (see Appendix).
- E. All POAs must meet the registration requirements to show, be inspected for color and be measured as in A Shows.

#### **RULE 61. POINT TABULATION FOR A SHOWS, EQUINE ORGANIZATION SHOWS, PONY RAMA SHOWS, OPEN SHOW AFFIDAVITS**

For A Shows, Equine Organization Shows, Open Show Affidavits and Pony Rama Shows. For fewer than six in a full class, award sixth place points to lowest placing in class, fifth place points to next placing, etc. For larger classes, see Bonus Points, Rule 72.

Grand Champion - 3 points  
Reserve Grand Champion - 2 points  
Senior Champion - 1 point  
Reserve Senior Champion - 0 points  
Junior Champion - 1 point  
Reserve Junior Champion - 0 points  
1st place - 12 points  
2nd place - 11 points  
3rd place - 10 points  
4th place - 9 points  
5th place - 8 points  
6th place - 7 points

#### **RULE 62. BUILDING & PROMOTION SHOWS - B&P SHOWS**

- A. Each state may hold no more than 10 total B&P and IBC Shows per year. For example, if a state holds seven IBC Shows, then they can hold only three B&P Shows for that year. Building & Promotion Shows are to benefit POAC projects. Regional clubs are limited to two B&P Shows per year.
- B. Minimum class requirements are the same as for Class A Shows. Six placings are required for a full class. POAC per pony posting fee schedule is in the Appendix.
- C. All POAs must meet the registration requirements as set out in Rule 25.A and B. All POAs, except those with Permanent Cards, will be inspected for color and be measured for height appropriate for their age. Ponies with an Official Measurement Card issued before January 1, 2006 do not need to be measured.

#### **RULE 63. INTER-BREED COMPETITION WITH HALTER - IBC**

This show allows POAs to combine with other breed associations in order to produce a profitable show.

- A. IBC Shows are required to offer a minimum of five 19 & Over classes. All classes, including halter, will be offered with all breeds showing together. Classes will be divided by age group of rider, by height of animal in halter (51" and under; over 51" to 54"; over 54"). POAC show posting fees (only for POAs), points and placings are as in B&P Shows.
- B. Each state may hold no more than 10 total B&P and IBC Shows per year. For example, if a state holds seven IBC Shows, then they can hold only three B&P Shows for that year. Regional clubs will be allowed two IBC Shows per year.
- C. All POAs must meet the registration requirements to show, be inspected for color and measured as in an A Show.

#### **RULE 64. STATE FAIR SHOWS**

State Fairs with POA classes sponsored by other than POA clubs or chapters may be approved by the CEO. Points are given regardless of the minimum number of classes offered. Points, placings and fees are the same as for B&P Shows.

## **RULE 65. POINT TABULATION FOR B&P SHOWS, IBC**

For B&P Shows, IBC Shows, and State Fair Shows. For less than six in a full class, award sixth place points to the lowest placing in class, fifth place points to next placing, etc. For larger classes, see Bonus Points, Rule 72.

- Grand Champion - 3 points
- Reserve Grand Champion - 2 points
- Senior Champion - 1 point
- Reserve Senior Champion - 0 points
- Junior Champion - 1 point
- Reserve Junior Champion - 0 points
- 1st place - 18 points
- 2nd place - 17 points
- 3rd place - 16 points
- 4th place - 15 points
- 5th place - 14 points
- 6th place - 13 points

## **RULE 66. REGIONAL SHOWS**

- A. Each region is allowed one show per year. A rotational schedule for hosting the Regional within the states in the region will be set up with the assistance of the CEO. If a qualifying state elects not to host a Regional Show when it becomes eligible, notice must be given to the CEO in writing no later than 10 days following their Regional Show, so that the next qualifying state may be notified. The CEO may refuse approval of a Regional to any state if the refusal, in their opinion, is in the best interest of the POAC.
- B. Adjoining regions are not allowed to schedule their Regional on the same date. Whichever region submits its date to the POAC Office first receives priority (determined by when the approval form and fees are received in the POAC Office). Consideration may be given to show sites more than 500 miles apart.
- C. Regional Show approval may be submitted without judge's name, but must be provided as soon as a judge is hired.
- D. To participate in this show, the owner and exhibitor must be active members of the POAC. See Rule 2.
- E. All POAs, except those with Permanent Cards, will be inspected and measured by persons designated by the Show Committee. All ponies with Official Measurement Cards will be measured.
- F. Eight placings are required for a full class. POAC per pony posting fees are listed in the Appendix.
- G. Regional Shows must offer the minimum classes listed below. The class list or show bill must be approved by the POAC Office. Classes may be divided into additional age divisions.
  - 1. The Show Committee reserves the right to schedule classes. The following list is a minimum of classes that may be offered and cannot be combined:
    - a. All halter classes listed in Rule 98, plus Grand, Junior, Senior and Reserve Championships in each sex.
    - b. Horsemanship/equitation patterns (except Leadline) shall be mandatory with walk, trot (jog) (9 & Under, any other walk/trot classes), lope (canter) both leads with either a simple or flying lead change (10-13, 14-18, 13 & Under or 18 & Under, 19 & Over). All equitation/horsemanship patterns shall be included in the show packets, if possible, or posted at least one hour prior to the class.

### **Performance classes are listed below:**

- Trail 18 & Under
- Leadline 6 & Under Trail
- 19 & Over Trail
- Costume 18 & Under
- Youth Pleasure Driving 18 & Under
- Adult Pleasure Driving 19 & Over
- Western Pleasure: 9 & Under, 10-13, 14-18
- Western Pleasure: 9 & Under (w/t)
- 19 & Over Western Pleasure
- Junior Western Pleasure 18 & Under
- Senior Western Pleasure 18 & Under
- Reining: 9 & Under, 10-13, 14-18
- 19 & Over Reining

Western Riding: 13 & Under, 14-18  
 Hunter Under Saddle: 9 & Under, 10-13, 14-18  
 Hunter Under Saddle: 9 & Under (w/t)  
 19 & Over Hunter Under Saddle  
 Junior Hunter Under Saddle 18 & Under  
 Senior Hunter Under Saddle 18 & Under  
 Hunt Seat Equitation: 13 & Under, 14-18  
 19 & Over Hunt Seat Equitation  
 Open Jumping: 13 & Under, 14-18  
 Hunter Over Fences: 13 & Under, 14-18  
 Showmanship: Leadline 6 & Under, 9 & Under, 10-13, 14-18  
 19 & Over Showmanship  
 Bareback Horsemanship: 13 & Under, 14-18  
 Leadline 6 & Under Horsemanship  
 Western Horsemanship 9 & Under (w/t), 10-13, 14-18  
 19 & Over Western Horsemanship  
 Hunter in Hand 18 & Under  
 Hunter in Hand 19 & Over  
 Longe Line  
 In-Hand Trail  
 Pole Bending: 9 & Under, 10-13, 14-18  
 Single Pole: Leadline 6 & Under, 9 & Under, 10-13, 14-18  
 Go-Go Race: Leadline 6 & Under, 9 & Under, 10-13, 14-18  
 Cloverleaf Barrels: Leadline 6 & Under, 9 & Under, 10-13, 14-18  
 Texas Rollback: Leadline 6 & Under  
 Flag Race: 9 & Under, 10-13, 14-18  
 Keyhole: 9 & Under, 10-13, 14-18  
 Straight Barrels: 13 & Under, 14-18  
 Handy Horse: 13 & Under, 14-18

JPFC Trail 2-3 Year Olds  
 JPFC Trail 4-5 Year Olds  
 JPFC Western Pleasure 2-3 Year Olds  
 JPFC Western Pleasure 4-5 Year Olds  
 JPFC Hunter Under Saddle 2-3 Year Olds  
 JPFC Hunter Under Saddle 4-5 Year Olds

*JPFC pony must be nominated, with all fees paid up, and included on a list provided by the POAC Office before the pony can be shown in JPFC classes at a Regional.*

## REGIONS FOR SHOWS



## RULE 67. PROMOTIONAL SHOWS

At the discretion of the CEO, one Promotional Show may be allowed per state each year. Eight placings are required for a full class, and Regional-level points are awarded. These points, however, do not count toward ROM requirements for the Regional/National Congress/nationally sponsored show percentages. Show approval and POAC per pony posting fees are listed in the Appendix.

## **RULE 68. POINT TABULATION FOR REGIONAL, PROMOTIONAL SHOWS**

For less than a full class, award eighth place points to the lowest placing in class, seventh place points to the next placing, etc. For larger classes, see Bonus Points, Rule 72.

- Grand Champion - 4 points
- Reserve Champion - 3 points
- Senior Champion - 2 points
- Reserve Senior Champion - 1 point
- Junior Champion - 2 points
- Reserve Junior Champion - 1 point
- 1st place - 24 points
- 2nd place - 23 points
- 3rd place - 22 points
- 4th place - 21 points
- 5th place - 20 points
- 6th place - 19 points
- 7th place - 18 points
- 8th place - 17 points

## **RULE 69. SPECIALTY SHOWS**

A Specialty Show is a show to promote POAs that is awarded by the CEO to *an organization outside of the POAC*. Eight placings are required for a full class, and Regional-level points are awarded. These points, however, do not count toward ROM requirements for the Regional/National Congress/ nationally sponsored show percentages. Show approval and POAC per pony posting fees are listed in the Appendix.

## **RULE 70. NATIONAL CONGRESS SHOW**

- A. The annual National Congress Show is the premier show of the POA breed.
- B. To participate in this show, the owner and the exhibitor must be active members of the National POAC. See Rule 2.
- C. Entry forms may be obtained from the POAC website. All entry fees must accompany the entry form. There will be no refund of entry fees. Late fees may be charged if the entry is received after the deadline.
- D. No substitution of pony or rider will be allowed after the beginning of the show except as a result of illness or injury. Approval of the Show Manager is required.
- E. All POAs, except those with Permanent Cards, will be inspected, measured and approved by two of three National Inspectors that have been appointed by the Board of Directors. All issues of height and color will be decided by this committee. All ponies of questionable color and characteristics will be inspected in natural light and/or shade at a distance of 40 feet.
- F. It is mandatory that electric timers be used. Either kegs, barrels, pylons, or limed lines, etc., should be used to indicate starting and finishing lines. Eliminations will be announced and held in conjunction with the show if the Show Committee deems it necessary.
- G. Horsemanship/equitation patterns (except Leadline) shall be mandatory with walk, trot (jog) (9 & Under, any other walk/trot classes), lope (canter) both leads with either a simple or flying lead change (10-13, 14-18, 13 & Under or 18 & Under, 19 & Over). All horsemanship/equitation patterns shall be included in the show packets, if possible, or posted at least one hour prior to the class.
- H. Three judges will be used at the National Congress Show, with the exception of Trail and gymkhana events. One judge will be used in Trail and gymkhana events, with National Congress points being awarded the same as all other final placings. Each individual set of judges cards will be given B&P Show points in all classes offered. Exception: all Grand and Reserve classes, see Section O. Overall combined judges cards will be the National Congress show placings, and points will be awarded as described in Section O. Per pony posting fee is listed in the Appendix.
  - 1. All National Congress Grand and Reserve Champions (including Junior and Senior) will receive National Congress points only.

2. The following point system shall be used to calculate the combined overall halter placings at the National Congress Show and will help eliminate ties. These points are used only to calculate the combined placing, not to award additional national points. Place to six ponies, if available, with a graduated system if fewer ponies are exhibited: 1st – 6 points; 2nd – 5 points; 3rd – 4 points; 4th – 3 points; 5th – 2 points; 6th – 1 point.
- I. **The minimum classes to be offered are listed below. The class list must be approved by the POAC Office.**
1. All halter classes listed under Rule 98 shall be offered. In addition, the show may offer Mare and Foal, Get of Sire, Produce of Dam and Most Colorful. Post entries are permitted in these group classes if the ponies have been entered in at least one other class in the show at the time entries closed.
  2. **Minimum performance and equitation classes are:**
    - Trail: Leadline 6 & Under, 9 & Under, 10-13, 14-18
    - Junior Pony Trail 18 & Under
    - Senior Pony Trail 18 & Under
    - Trail 19 & Over
    - JPFC Trail 2 Year Olds
    - JPFC Trail 3 Year Olds
    - JPFC Trail 4-5 Year Olds
    - Adult Non-Pro Trail W/J
    - Adult Non-Pro Trail W/J/L
    - In-Hand Trail Yearlings
    - In-Hand Trail 2 Year Olds
    - Native American Regalia 18 & Under
    - Open Costume 18 & Under
    - Leadline Costume 6 & Under
    - Youth Pleasure Driving 18 & Under
    - Adult Pleasure Driving 19 & Over
    - Western Pleasure: 9 & Under, 10-13, 14-18
    - Western Pleasure: 9 & Under (w/t)
    - Junior Pony Western Pleasure 18 & Under
    - Senior Pony Western Pleasure 18 & Under
    - Western Pleasure 19 & Over
    - JPFC Western Pleasure 2 Year Olds
    - JPFC Western Pleasure 3 Year Olds
    - JPFC Western Pleasure 4-5 Year Olds
    - Adult Non-Pro Western Pleasure W/J
    - Adult Non-Pro Western Pleasure W/J/L
    - Reining: 9 & Under, 10-13, 14-18
    - Junior Reining 18 & Under
    - Senior Reining 18 & Under
    - Reining 19 & Over
    - Western Riding: 9 & Under, 10-13, 14-18
    - Longe Line Yearlings
    - Longe Line 2 Year Olds
    - Hunter In Hand 18 & Under
    - Hunter In Hand 19 & Over
    - Hunter Under Saddle: 9 & Under, 10-13, 14-18
    - Hunter Under Saddle 9 & Under (w/t)
    - Junior Pony Hunter Under Saddle 18 & Under
    - Senior Pony Hunter Under Saddle 18 & Under
    - Hunter Under Saddle 19 & Over
    - JPFC Hunter Under Saddle 2 Year Olds
    - JPFC Hunter Under Saddle 3 Year Olds
    - JPFC Hunter Under Saddle 4-5 Year Olds
    - Adult Non-Pro Hunter Under Saddle W/T
    - Adult Non-Pro Hunter Under Saddle W/T/C
    - Hunter Hack: 9 & Under, 10-13, 14-18
    - Open Jumping: 9 & Under, 10-13, 14-18
    - Hunter Over Fences: 9 & Under, 10-13, 14-18
    - Hunt Seat Equitation Over Fences: 9 & Under, 10-13, 14-18
    - Leadline 6 & Under Showmanship
    - Showmanship: 9 & Under, 10-13, 14-18
    - Showmanship 19 & Over
    - Adult Non-Pro Showmanship - W/J Division
    - Adult Non-Pro Showmanship - W/J/L Division



Leadline 6 & Under Horsemanship  
 Western Horsemanship: 9 & Under (w/t), 10-13, 14-18  
 Western Horsemanship 19 & Over  
 Adult Non-Pro Western Horsemanship W/J  
 Adult Non-Pro Western Horsemanship W/J/L  
 Bareback Horsemanship: 9 & Under (w/t), 10-13, 14-18  
 Hunt Seat Equitation: 9 & Under (w/t), 10-13, 14-18  
 Hunt Seat Equitation 19 & Over  
 Adult Non-Pro Hunt Seat Equitation W/T  
 Adult Non-Pro Hunt Seat Equitation W/T/C  
 Pole Bending: 9 & Under, 10-13, 14-18  
 Single Pole: Leadline 6 & Under, 9 & Under, 10-13, 14-18  
 Cloverleaf Barrels: Leadline 6 & Under, 9 & Under, 10-13, 14-18  
 Straight Barrels: 9 & Under, 10-13, 14-18  
 Figure 8 Barrels: 9 & Under, 10-13, 14-18  
 Flag Race: 9 & Under, 10-13, 14-18  
 Keyhole: 9 & Under, 10-13, 14-18  
 Go-Go Race: Leadline 6 & Under, 9 & Under, 10-13, 14-18  
 Texas Rollback: Leadline 6 & Under, 9 & Under, 10-13, 14-18  
 Handy Horse: 9 & Under, 10-13, 14-18

- J. Judges and Ring Steward.** National Congress judges and ring steward shall be selected by the CEO, the Executive Committee and the National Congress Show Chairperson(s). Once a judge has judged the National Congress, he/she may not judge it again for a period of two years.
- K. Show Manager.** The Show Manager, hired by the CEO, settles all rules disputes and receives all protests. Protests regarding a class at the National Congress Show must be filed within 24 hours following the completion of the protested class. The Show Manager consults with the National Congress Show Committee for their disposition or decision. The Show Manager and his family are not allowed to exhibit ponies at the show.
- L. Point Secretary.** The CEO will hire a Point Secretary to keep points and determine awards for high point riders and POAs. The point system listed in Section O must be used. In the event of a disagreement, it should be made in writing to the Point Secretary and forwarded to the CEO for handling and decision.
- M. High Point Awards** may be presented in one, two, three or all of the categories listed under Rule 91 as determined by the Show Committee.
- N. High Point Tie-Breaker.** The most number of first place awards in individual classes. If there is a tie for number of first place, then the largest number of second places, and then the largest number of placings.
- O. Point Tabulation for the National Congress**
  - 1. Ten places are required for a full class. For less than 10 entries in a class, award tenth place points to the lowest place in the class, ninth place points to the next place, etc.
  - 2. For larger classes, see Bonus Points, Rule 72. POAC per pony posting fee is listed in the Appendix.

Grand Champion - 5 points  
 Reserve Grand Champion - 4 points  
 Senior Champion - 3 points  
 Reserve Senior Champion - 2 points  
 Junior Champion - 3 points  
 Reserve Junior Champion - 2 points  
 1st place - 30 points  
 2nd place - 29 points  
 3rd place - 28 points  
 4th place - 27 points  
 5th place - 26 points  
 6th place - 25 points  
 7th place - 24 points  
 8th place - 23 points  
 9th place - 22 points  
 10th place - 21 points

3. This show shall also be pointed as three B&P Shows, with each judge's card given B&P points (see Rule 65).  
Exception: all Grand and Reserve classes.

Additional places beyond the six placings of a B&P Show:

- 7th place - 12 points
- 8th place - 11 points
- 9th place - 10 points
- 10th place - 9 points

## **RULE 71. ADDITIONAL NATIONALLY SPONSORED POA SHOWS**

In addition to the National Congress, the POAC may approve other nationally sponsored shows whose purpose is to showcase the POA breed as well as to be profitable in support of the national club. Note that nationally sponsored shows are *not* Specialty Shows, as Specialty Shows are put on by an organization other than the POAC.

- A. These nationally sponsored shows are high quality, highly competitive POA shows with one judge and ten placings.
  1. The judge must be POAC carded and approved by the POAC. Once a judge has judged a nationally sponsored show, they cannot judge that show again for a period of two years.
- B. The Board of Directors and CEO will approve the dates and locations of these shows.
- C. To participate in these national shows, the owner and exhibitor must be active members of the National POAC. See Rule 2.
- D. All POAs, except those with Permanent Cards, will be inspected and measured by persons designated by the Board of Directors or CEO. Ponies with Certified LP status will not be inspected for color but must be measured for proper height for their age.
- E. These shows must offer classes similar to Regionals or the National Congress Show.
  1. All halter classes listed in Rule 98, plus Grand, Junior, Senior and Reserve Championships in each sex.
  2. Horsemanship/equitation patterns shall be mandatory (except for Leadline), with walk, trot (jog) (9 & Under, any other walk/trot classes), lope (canter) both leads with either a simple or flying lead change (10-13, 14-18, 13 & Under or 18 & Under, and 19 & Over). All horsemanship/equitation patterns shall be included in the show packets, if possible, or posted at least one hour prior to the class.
- F. Points earned at these shows will count toward Regional-level and higher point requirements for ROMs.
- G. No other shows within a 500-mile radius will be approved by the POAC on the date(s) on which a nationally sponsored show is held.
- H. Such a nationally sponsored show may be held as a standalone show, or it may be held in conjunction with one other show, including a Regional or Promotional Show. However, the total points received by winning a class at such a nationally sponsored show and at any show held in conjunction with it should be fewer points than exhibitors would receive by winning that class at Congress.

## **RULE 72. BONUS POINTS**

Ponies placing in large classes are entitled to receive bonus points. These points are based on the number of ponies actually competing in the class. Add to each of the class places the bonus points shown below.

### **A. Halter Classes**

Number of Ponies in Class	Bonus Points Added
1-9	0
10-13	1
14-17	2
18-21	3
22-25	4
26-29	5
30-33	6
34-37	7
38-41	8
42-45	9
46 & Over	10

## **B. Performance Classes**

Number of Ponies in Class	Bonus Points Added
1-13	0
14-21	1
22-29	2
30-37	3
38-45	4
46-53	5
54-61	6
62-69	7
70-77	8
78-85	9
86 & Over	10

### **RULE 73. CHAMPION HALTER POINTS**

Grand Champion, Reserve Grand Champion, Senior Champion, Reserve Senior Champion, Junior Champion, Reserve Junior Champion mare, stallion or gelding are awarded extra points in order that they receive an equal number of points as the most points received by any pony beaten in the same sex division, plus the usual points for Grand, Reserve Grand, Senior, Reserve Senior, Junior, Reserve Junior Champion.

### **RULE 74. SHOW COMMITTEES**

- A.** The Show Chair shall be responsible for the proper organization and conduct of a POAC-approved show.
- B.** The Show Chair shall enforce all rules of the POAC from the time entries are admitted to the show grounds until their departure. Each approved show shall have a copy of the current POAC Handbook available for reference at all times during the show.
  - 1.** The Show Chair and Show Committee shall settle within the rules all disputes, protests and controversies not later than immediately after the show. Also see Rule 9.
- C.** The Show Chair shall designate specific State or National Inspectors to inspect the height, color and registration of each pony entered. Ponies with Permanent Cards do not have to be inspected.
  - 1.** The time and location of the inspection shall be announced to all exhibitors.
  - 2.** All heights shall be recorded on the proper forms provided by the POAC. If the pony has an OMC or PC, this shall also be noted with the height.
  - 3.** Ponies registered with foreign registries may not show unless they have POAC registration papers.
- D.** The Show Committee at all Regional Shows, the National Congress Show, any other nationally sponsored show, the International Sale and all International Futurities shall require proof of membership from all exhibitors and owners. If proof cannot be supplied, the committee shall expect purchase of membership before the owner/exhibitor may participate. If, on later review by the POAC, membership is verified, refund of additional membership fees will be made by the POAC to the owner/exhibitor.
- E.** The Show Chair shall designate a Show Secretary who shall be responsible for completing all show forms in their entirety. He/she shall also be responsible for submitting the show results to the POAC Office after the show.
- F.** The Show Committee may add classes not listed in this Handbook, but they will not count for National POAC points. Names of approved classes and their rules should not be altered from the way they appear in the Handbook.
- G.** Small classes may be combined, at the option of the Show Committee, if this option is stated on the entry form and/or class list.
- H.** Any classes added or altered after the class list has been offered and advertised will not count for National POAC points, unless added to meet POAC requirements.
- I.** **Ties.** No class is complete until all ties are broken. The method used should be determined by the Show Committee.

- J. **Eliminations.** If there is an elimination, each pony must be ridden in the elimination by the same rider who rode it in the actual class. The judge may be on any elimination committee necessary.
- K. The Show Committee may designate a qualified person(s) over the age of 18 to serve as judge for Trail and Jumping. These classes may be run at a separate location and concurrently with other classes.
- L. The Show Committee may also appoint a qualified person to serve as judge for gymkhana events.
- M. It is recommended for the protection of both the judge and the show that the judge has a written contract with the show.
- N. The Show Committee shall provide a gate person who will attend the gate at all times and keep it closed during all events.

#### **RULE 75. RING STEWARD**

- A. The ring steward must keep in mind that he/she has been selected to help the judge and not to advise him. The ring steward shall carefully refrain from discussing or conferring, or seeming to discuss or confer, with the judge about the ponies or exhibitors. A ring steward shall not take part, or seem to take part, in any of the judging. When not actively engaged in his duties, the ring steward shall place himself in such a position so as not to interfere with the judging.
- B. The ring steward has charge of the activity in the ring or arena. The judge may request that the ring steward move and place ponies as he advises. The ring steward shall be familiar with normal horse show procedure, etiquette, and POAC rules. He shall act as a mediator between the judge and exhibitors.
- C. The ring steward has the authority to ask an exhibitor to remove his/her pony for the safety of other exhibitors or spectators.
  - 1. Any entries that are deemed dangerous in the Costume classes or in Pleasure Driving shall be prohibited from showing.
- D. A person may not serve as ring steward if he/she or any member of his family or any family-owned pony is in the class he is working.
- E. The ring steward is responsible for the judge, his accommodations, bringing him to the show arena, seeing that he has meals, etc.
- F. The ring steward assembles classes promptly and notifies the judge when all ponies are present for each class.
- G. The ring steward shall direct all reverses in Pleasure Driving, which shall be "S" reverses.
- H. The ring steward shall immediately inform the Show Manager, Show Chair or CEO if any violations of the rules occur.

#### **RULE 76. JUDGES**

- A. **General**
  - 1. Judges must be selected from the current approved list of the POAC. Upon request, the POAC Office will furnish a list of approved judges to organizations or persons sponsoring shows.
    - a. At least four POAC-carded judges must be contacted by the Show Committee for each approved show before an approved guest judge can be considered. The POAC judges contacted shall be listed on a form provided by the POAC. If none of these judges is hired, the reasons shall be included on a form, which shall be returned with the show results.
    - b. If a POAC-carded judge is not hired, the Show Committee shall hire a judge with a valid card from one of the recognized breed associations. These individuals shall be known as approved guest judges.
    - c. If an approved guest judge is not available for a show, a 4-H judge or other guest judge may be used. The POAC Office shall immediately be notified, and a written test will be sent to the Show Committee for

the 4-H judge or guest judge to take. It is the Show Committee's responsibility to make sure the individual takes the test. The committee shall return the test to the POAC Office to be graded. If that person passes the test and pays the membership fee, he will be qualified to judge a show.

2. All judges are subject to the following conditions:
  - a. A judge must be a current member in good standing with the POAC. Dues are due December 31 of the current year and are delinquent if not paid by January 31 of the following year. If a judge is delinquent in payment of dues for a period of six months after the delinquency date of January 31, they will be removed from the list of approved judges and will be able to reapply under the procedure for admission of new applicants.
  - b. An approved guest judge is one that has been issued a judge's card from the American Quarter Horse Association, American Paint Horse Association, Appaloosa Horse Club, Palomino Horse Breeders of America, International Buckskin Horse Association, Pinto Horse Association of America, or United States Equestrian Federation (formerly AHSA).
  - c. Must be 21 years or older. Apprentice judges must be 18 years or older, and can be used only with an approved judge in attendance.
  - d. A guest judge is a non-carded judge, who may judge twice in his lifetime. After such time, the judge must become an approved POAC judge.
  - e. Trail classes may be run at a separate location and concurrently with other classes. The Show Committee or judge may designate a qualified person(s) over the age of 18 to judge these classes. Judges cards MUST be signed by the person judging the classes. When multiple shows are run concurrently, each show MUST have a separate judge.
  - f. Any person suspended by POAC for cause will be automatically removed from the list of approved judges, and must reapply for approval in the usual manner.
  - g. Designation as an approved POAC judge is a privilege only, not a right. This privilege may be bestowed by the CEO and the Judges Committee. Among the qualifications sought are equine expertise, personal character and interest in the POA breed. An individual's conduct as a member, exhibitor and judge, as well as their ability, are subject to review by the CEO and such designation is revocable with or without notice and formal hearing subject only to ultimate review by the Board of Directors.
  - h. Removal of an individual from the POAC's list of approved judges for any reason, including, but not limited to, suspension from membership, denial of POAC privileges, or failure to comply with POAC rules, shall be with no provision for automatic reinstatement. The individual may apply for reinstatement one year after he regains eligibility under the current procedures for admission as a new applicant.
    - (1) Any person convicted of a crime punishable by imprisonment in state or federal prison, or a person who has been convicted of a crime of moral turpitude may be refused a card.
    - (2) Any person who is suspended from or has been denied judging privileges in the USEF, NRHA, NCHA, AQHA, APHA, ApHC, PTHA, or any other breed organization may be refused a card.

- (3) Any person who unlawfully engaged in or has been convicted of possession, use, or sale of any narcotics, dangerous drugs or marijuana may be refused a card.
- i. If a judge does not attend a POAC-approved judges seminar within a three-year period, his card will not be renewed. A list of approved clinics shall be maintained at the POAC Office.
- j. Handbook (Rulebook) tests are required annually and a score of 80% attained for renewal of a judge's credentials.
- k. Judges shall wear western attire, including hat and boots, while judging an approved show.

## **B. Regulations**

1. A judge shall not be an exhibitor, show representative, or manager at any show at which he/she is officiating.
2. No POA that has been leased from or sold by a judge or their employer within three months prior to the show may be shown before said judge.
3. Unless relationship is terminated within three months prior to the show, a judge shall not adjudicate a class in which any of his family members, clients, or POAs are competing; in which his trainer or trainer's clients or their POAs are competing; or in which clients of a member of his family are competing.
4. No individuals or their POAs may show before a judge with whom, within three months prior to the show, they, or their parent, guardian or instructor has had any financial transactions in connection with instruction or the sale, purchase, lease, board or training of a pony. (Stud fees and broodmare board excluded.)
5. A judge shall not discuss with an exhibitor the purchase, sale or lease of any POA or inspect any POA during a show at which he/she is officiating.
6. A judge shall not appear on the show grounds prior to 30 minutes before judging is to commence. A judge shall not visit in the horse barns, nor with owners, nor inspect or discuss any POA entered in the show before the judging nor shall he/she review the judging program until after the judging has been completed.
7. A judge may not officiate at more than two approved shows in one state during one calendar year. Fairs are excluded. Exception: Judges appointed for jumping, trail or gymkhana events only.
8. Failure of a judge to attend a show to which he/she is committed or to perform his duties at the show shall constitute cause for disciplinary action except in the case of extreme emergency.
9. A judge shall not within seven days before the date of an approved show at which he/she is officiating, personally exhibit a POA nor can a POA owned, in whole or in part by the judge or family be exhibited at an approved show in that state.
10. Exhibitors, family members, trainers or others shall not approach the judge for any reason prior to the completion of the judging unless the ring steward is present.
  - a. Any request to speak to the judge must be made through the ring steward.
11. Judges should be excused or excuse themselves from the immediate area when presentations involving ponies being shown are being made in the arena.
12. Any judge who has been contracted to judge any major POAC event (National Congress, International Futurity, any other nationally sponsored shows) will not be allowed to judge another POAC-approved event 60 days prior to the major event. The exception to this is State Fairs.

13. No judge shall confer, discuss or fraternize or seem to confer, discuss or fraternize in any way with other judges while officiating at a multi-judged POAC event. A ring steward shall witness any conferences deemed necessary by the judges.
14. POAC judges and ring stewards are prohibited from smoking or chewing tobacco or using cellular phones, beepers or any electronic communication devices in the arena while a class is being judged at an approved show, except for communication devices used and approved by the Show Committee.
15. Once a judge has judged a national event, they cannot judge the same national event (National Congress, any other nationally sponsored show, International Futurity) for a period of two years (exclude judges used for Trail, Reining, Western Riding and Ranch Division classes).

#### **C. Judge's Responsibilities**

1. At all times the judge should keep in mind the breed standard and make a conscientious effort to place the POAs as they measure up to the breed standard, taking into consideration the quality, conformation and performance of the ponies in the particular class. No discrimination should be made because of color, size, or skimpy manes, tails or foretops, as these are trademarks of POAs. See Rule 95.
2. No judge shall determine the eligibility for registration of any entry in the ring and shall refrain from making comments regarding such.
3. The decision of a judge constitutes solely his/her individual preference and not a verdict by the POAC.
4. The judge shall have the authority to place each class entrant in the order in which he/she determines that entrant places in comparison to other entrants in that class. In no case may a judge place an entrant lower than the actual number of entrants in that class.
5. A judge must order from the ring and may disqualify any unruly POA or one whose actions threaten to endanger other exhibitors or their entries. He may alter a class routine for any condition the judge considers unsafe. A judge may order from the ring or disqualify any exhibitor for bad conduct.
6. The judge shall make an individual examination and check the action of all POAs brought into a halter class, color classes excepted. This is essential regardless of whether or not the competition indicates that it is necessary. If unsoundness or lameness is evident, this is a cause to eliminate said POA.
7. A judge shall be present whenever any competition is underway. For gymkhana events, jumping and trail, a qualified individual designated by the Show Committee may be used. If shows are run concurrently, each show must have an individual judge.
8. Once a class has been judged and announced, it shall not be rejudged, and once the judge has marked his final record there shall be no changes and the placings are final. If clerical corrections are made, they must be initialed by the judge.
9. A judge may refuse an entry into the arena or remove an entry from a class for improper attire and/or equipment.
10. All patterns to be used shall be given to the Show Committee and posted no later than one hour before the class.
11. Any pony that enters the arena but is removed for any reason or is disqualified by the judge will count as an entry in that class. The judge shall be responsible for tallying the correct number of entries actually exhibited in each class and recording the correct figure on the judges card.

12. The judge of any show or contest may also be on any sifting or elimination committee necessary.
13. A judge shall be required to drop the bridle of all ponies in at least one class per show.

## **RULE 77. ENTRIES**

### **A. Responsibility**

1. Exhibitors are responsible for their own errors and those of their agents in the preparation of entry forms.
2. Misrepresentation of a POA's name, registration number, or other information, or substitution of a pony in the show ring other than the one named in the entry form for the class in question shall result in the exhibitor's forfeiture of any ribbon, trophy, cash prize, or other award won by such misrepresented or substituted POA, and shall render the exhibitor liable for further penalty.
3. Ponies must be entered under their complete POAC registered name and number and under the name of the owner as shown on the registration papers and the records of the POAC or lessee of record.
  - a. Ponies registered with a foreign registry MUST be registered with the POAC to be eligible to show.
4. Every entry at an approved show shall constitute an agreement that the person making it, and all persons connected with the POA, and the pony entered shall be subject to the Articles, Bylaws and the Rules and Regulations of the POAC and the local rules of the show.
5. An "entry" into a show shall be defined as the receipt by the Show Committee, in writing, of an entry form approved by the Show Committee specifically describing the pony to be shown, including its registration number, and the exhibitor or exhibitors designated to show that pony.

### **B. Cancellation and Withdrawal of Entries**

1. An approved show may adopt its own policy covering the refunding of fees to an exhibitor who cancels his/her entries prior to or after the show's beginning.
2. If an exhibitor voluntarily removes a POA from the ring without the permission of the judge, the exhibitor and all POAs of the exhibitor shall be disqualified from all future classes at that show by the Show Committee and shall forfeit all prizes and entry fees for the entire show.

### **C. Official Entries (Shown and Judged)**

1. To be counted as an official entry in a class, a pony must be in the arena when the gate is closed and must remain in the ring up to the point of the judge or ring steward excusing it (this is also known as "shown and judged"). An entry may be disqualified by the judge on the basis of going off pattern or course, receiving "no time" in timed competitions, receiving "no score" or knocking down or refusing obstacles where such action constitutes disqualification. These entries count as official entries.

## **RULE 78. POAC OFFICE CHARGE**

- A. Every approved show must collect from the entrants, or pay from the proceeds of the show, a per head fee (posting fee).
- B. These fees must be forwarded to the POAC Office with the show results. No show results will be tabulated until these fees are paid in full. See Appendix.

## **RULE 79. SHOW RESULTS**

- A. The results of any approved show must be completed in their entirety. Official judges cards furnished by the POAC must be signed by the judge, listing the winning ponies.
- B. Results must be sent to the POAC Office within 30 days after completion of the show accompanied by the correct office charge. Any show not submitting show results within 30 days will be assessed a penalty.



- C. Any show results received later than 30 days after the show is held will be assessed a late fee (see Appendix). Results of all shows held after November 15 must be received in the POAC Office no later than December 15 of the year held.
- D. Results must indicate all disqualifications and halter Grand Champion and Reserve Champion awards.
- E. A master list on the form provided by POAC must accompany the show results. This is a complete listing of all POAs that entered the show whether or not they placed in a class. Point designation forms, show information forms and Inspectors' signature forms should be filled out in their entirety and enclosed. Printed and electronic show results with the show information must also be included.
  - 1. A penalty will be charged for each exhibitor number per show for any missing or incorrect information on the master sheet.
- F. If the sponsoring club wants the show results published on the POAC website, the proper fee and notification should be included.

#### **RULE 80. RESCHEDULED SHOWS**

- A. Requests for changes in location, date or judge must be made in writing, mailed, emailed or faxed with the original approval form in time for the new date to appear on the POAC website one month prior to the show date.
  - 1. Emergency changes due to acts of nature should be faxed or voice-mailed to the POAC Office before the show starts.

#### **RULE 81. POSTPONED SHOWS**

- A. Shows postponed for any reason must be made up on a date different than any other approved show in that state. The make-up show does not need to be listed on the POAC website since entries for that show are closed.
  - 1. The only ponies allowed to show in a postponed show are those that had entered that show. The Show Committee must have written proof of all entries, entry forms describing the pony with its registration number, exhibitor name and exhibitor show number for that show.
  - 2. All records of postponed shows shall be kept for a minimum of 12 months from the postponed show date by the Show Committee, so as to permit verification, if necessary, by the POAC Office.
  - 3. Any club violating this rule shall pay the fine listed in the Appendix.

#### **RULE 82. CANCELLED SHOWS**

- A. A cancelled show is one that has no completed entry forms or other show forms completed (as you would have in a postponed show), and the Show Committee decides, for whatever reason, not to have the show on the date scheduled. This show must be resubmitted for approval as a new show under Rule 56.

#### **RULE 83. DEFINITIONS, MORE THAN ONE RIDER/PONY**

- A. **Age**
  - 1. **Individuals.** For POAC show purposes, the age of an individual on January 1 shall be maintained throughout the entire year. Persons born on January 1 shall assume the greater age of that date.
    - a. **Youth.** 18 years and younger as of January 1 of the current year.
      - (1) May show in any class, except those listed as 19 & Over or JPFC. May show in Longe Line, In-Hand Trail, Hunter in Hand and Most Colorful.
      - (2) 18 & Under exhibitors are considered amateurs, and therefore are forbidden to accept monetary prizes for any Horsemanship/Equitation class (including Showmanship).
    - b. **Adults.** 19 years and older as of January 1 of the current year.

- (1) May show only in any approved Adult/19 & Over classes, all approved JPFC classes, Halter, In-Hand Trail, Longe Line, Hunter in Hand and Most Colorful.
  - (2) May nominate and work toward an Open Show or POA Medallion for themselves or their POA. See Rule 169.
2. **Ponies.** For POA registration and show purposes, any pony shall be considered to be one year old on the first day of January following the actual date of foaling and gain a year in age each consecutive January 1.
  - a. **Junior Ponies.** Ponies 5 years and younger. (In JPFC, Junior ponies are 2 to 5 years old; JPFC Reining ponies are 3 to 5 years old.)
  - b. **Senior Ponies.** Ponies 6 years and older.
- B. **Riders Exhibiting More Than One POA Per Class**
  1. An exhibitor may show more than one eligible POA in individual work performance classes per class specifications.
- C. **More Than One Rider Exhibiting a POA**
  1. A pony may be ridden by more than one rider in a class, provided that the riders are in different age divisions.
    - a. It must be specified on a POAC point designation sheet before the show begins from which age division the pony will receive points, or all points will be forfeited. The designation sheet must include the pony's name, the riders' names, and the name of each class entered. This also includes 19 & Over riders and Adult Non-Pro riders.
    - b. Leadline 6 & Under classes are exempt from designations.

#### **RULE 84. GENERAL CONDUCT**

- A. Any person acting or inciting or permitting any other to act in a manner contrary to the Rules of the POAC, or in a manner deemed unsportsmanlike, improper, unethical, dishonest, or intemperate, or prejudicial to the best interests of the POAC, shall be reported to the POAC and subject to disciplinary procedures.
- B. An exhibitor may make a request through the ring steward or other show official to speak with a judge concerning his opinion or decision. Such discussion should take place in the presence of the ring steward or other show official; however, there shall be no fraternization between an exhibitor and a judge during the show.

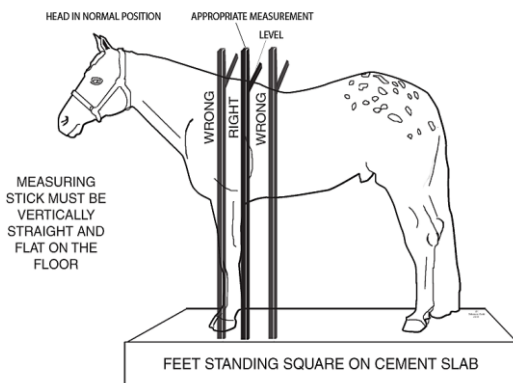
#### **RULE 85. MEASUREMENT AND INSPECTION**

- A. The Show Committee will announce the time, place and inspectors designated to measure POAs for showing. Exhibitors shall bring their ponies promptly. All ponies being measured and inspected will be done at the times, location and by the inspectors announced for each show.
  1. All ponies shall be measured as described in the rules of that type of show.
  2. All ponies shall measure within the height limits of their age or be disqualified from showing.
  3. Measurements obtained either by measuring or by transcription from PC or OMC shall be transferred to the official POAC forms to be submitted with the show results.
  4. If the owner does not agree with the inspector's measurements, he may request of the Show Committee that two other inspectors act as arbitrators and measure the pony, and their word shall be final.
  5. The inspector(s) may refuse measuring any pony if he has cause to believe the pony's condition is such that it could affect its measurement. He can also refuse measurement if he feels the pony is unsound, has been conditioned, exhausted or prepared for measurement in such a way that this action could affect the accuracy of the measurement. If any of these incidents occur, they shall be reported to the POAC Office for disciplinary action.

- a. Any pony found to be over 56" shall be reported immediately to the POAC and the Registrar shall react within 15 days of third notification. After Registrar is notified by three different inspectors, with one being a National Inspector, a letter will be written to the owner of pony and request the surrender of Tentative registration papers. The papers will then be changed to ID registration. If pony is not able to be measured three times, it is up to the CEO to establish a time and date for the pony to be inspected.
  - b. The registered owner or owners are entitled to appeal the surrender of Tentative registration papers within 30 days after written notification with a \$100 appeal fee. The fee will be returned if overturned on appeal. Upon receipt of a Notice of Appeal and the appeal fee, the Executive Committee can make arrangements for inspection for overheight at next scheduled Board meeting by three Board members. Their decision will be final.
6. Stallions 2 years or older must have both testicles descended into the scrotum to be able to show in regular halter classes. (Also see Rule 27.)

#### **RULE 86. MEASUREMENT PROCEDURE**

- A. A hard, level surface must be selected. Concrete or asphalt measuring surfaces are preferred. The specific measuring area must be designated.
- B. Lower the pony's head to determine the high point of the withers. Mark it.
- C. Stand the pony squarely on all four feet in such position that the front legs are vertical to the ground and the back of the hocks are in a vertical line with the point of the pony's quarters.
- D. The neck should be natural and cannot be lower than horizontal at the time of measuring.
- E. The pony should be standing natural, free of appliances (no twitching), and no drugs or artificial means should be employed to make the pony stand.
- F. With the foot on the ground, measure the shoe, or both shoe and pad when present. Deduct the actual height of shoe, or shoe and pad, from the measurement. The shoe, or both shoe and pad, shall be measured at the thickest part.
- G. A proper measurement stick will be used by all inspectors. The stick must be rigid, and have a measurement scale with a level.
- H. Only two people in the measuring area will present the pony for measurement.
- I. No feeding the pony while being measured.
- J. Pony will be given a 15-minute time limit to measure at the required height and a maximum of three time periods. On the third measurement, there must be two additional witnesses to the measurement. All three will sign the inspection form.



#### **RULE 87. OFFICIAL HEIGHT CHART**

- A. Weanling - not over 47"
- B. Yearling - not over 52-1/2"
- C. 2 Year Old - not over 55"
- D. 3 Year Old - not over 55-1/2"
- E. 4 Years & Older – at least 46"; not over 56"

#### **RULE 88. INSPECTION FOR COLOR**

All POAs shall be inspected for color except those with a Permanent Card. All ponies must have a POA coat pattern visible at 40 feet to show in POAC-approved shows. (Also see Rule 55.E.1.)

- A. Choose an area with natural light/shade.
- B. Mark off two lines 40 feet apart.
- C. Place POA to be inspected on one line; inspectors shall be on the other line, 40 feet away.
- D. Pony should be viewed from all sides.
- E. Pony should also be inspected for POA characteristics.
- F. Ponies with Pinto or Paint coloration will not be allowed to show. For ponies with excessive white, see Rule 23.
- G. Majority decision of the Inspection Committee is final. If the owner/lessee does not agree with the inspector's opinion, he/she may request of the Show Committee that three additional inspectors act as arbitrators and inspect the pony, and their word shall be final. Any pony found to be lacking necessary color or characteristics shall be immediately reported to the POAC Office and the Registrar shall react within 15 days of receipt of notification. After Registrar is notified by three different inspectors, with one being a National Inspector, a letter will be written to the owner of pony and request the surrender of Tentative registration papers. The papers will then be changed to ID registration. If another inspection for color is needed, it is up to the CEO to establish a time and date for the pony to be inspected.
  - 1. If alteration of natural hair color is suspected, samples of hair should be taken, in the presence of the owner, and the owner's signature should be on the sealed envelope along with the signature of the inspector who took the sample. The Show Committee shall send the sealed envelope to the CEO and the Hearing Committee shall be notified.
- H. The registered owner or owners are entitled to appeal the surrender of Tentative registration papers within 30 days after written notification with a \$100 appeal fee. The fee will be returned if overturned on appeal. Upon receipt of a Notice of Appeal and the appeal fee, the Executive Committee can make arrangements for inspection for lack of color and characteristics at the next scheduled Board meeting by three Board members. Their decision will be final.

#### **RULE 89. SHOEING**

- A. Ponies may be shown barefoot or shod in all events.
- B. The owner or lessee is responsible for any violations of the shoeing and hoof length regulations, and is subject to penalty in the case of any violation.
- C. Hoof length may be questioned by filing of a protest of a Permanent Card, see Rule 13. If a protest is filed regarding a pony without a PC, it must be measured by the Measurement Committee, as per Rule 11. If the POA is in violation of the rules, the owner or lessee shall be liable to disciplinary action.

#### **RULE 90. GROOMING**

POAs should be well-groomed. Foretops and handhold over withers should be natural. Manes may be banded for western classes and braided for hunt seat classes. POAs are shown with natural-colored hooves only. A clear hoof varnish or conditioner is allowed. Adding of false tail, hair weaves, braiding in of hair, etc., is permitted.

## **RULE 91. HIGH POINT AWARDS**

- A.** At all POAC events, high point awards shall be determined by using the classes and methods of counting points used by the POAC Office for National Year-End Awards. All applicable classes advertised on the show bill must be included to determine a high point award winner. If substitutions or changes are made, those classes would not count toward the high point awards. Youth Pleasure Driving will not count toward any National Congress high point awards. Most Colorful and any Adult classes do not count toward any youth and/or pony high point awards.
- 1.** A Leadline 6 & Under exhibitor can qualify only for the Leadline high point award; they cannot also qualify for a 9 & Under award.
- B. Tie-Breaker.** In the event of a tie for a high point award (other than year-end and futurities), it will be broken in favor of the exhibitor and/or pony that has earned the largest number of first placings, then the largest number of second placings, and then the largest number of placings.
- C. Types of Awards**
- 1. High Point Pony Award.** This award will include all approved POAC classes of the show judged on the pony. Any number of riders may ride the pony. If the pony is ridden in different class divisions, designation prior to the show must be made as to which ride will count for points, or no points will count. If a pony is ridden by a youth in a class and also by an adult in the 19 & Over class, a point designation must also be made, or no points will count for either rider toward any high point. If a youth rides a pony in Reining 14-18 and another rides the pony in 9 & Under Reining, the owner must designate which child's ride will count for points for the pony toward high point. Leadline 6 & Under classes are exempt from designations. All horsemanship/equitation classes do not count toward the High Point Pony Award since these classes are judged on the rider. Most Colorful and Adult Pleasure Driving do not count toward high point.
- 2. High Point Rider Award.** This award will include all approved POAC classes in which the same rider placed, regardless of the number of ponies that rider exhibits in different classes. If a rider rides two or more ponies in one class, the rider must designate which one should be counted for points prior to the show, or no points will count for the rider or the rider's ponies in that class. Halter classes, Most Colorful and Adult Pleasure Driving do not count toward the High Point Rider Award.
- 3. High Point Horsemanship/Equitation and Showmanship Award.** This award will apply only to approved POAC Horsemanship/Equitation and Showmanship classes judged on the exhibitor.
- 4. One Pony/One Rider High Point Award.** This award will include all approved POAC classes entered by the pony/rider combination. This includes Halter, Horsemanship/Equitation and Showmanship classes and all performance classes for that pony/rider combination. Most Colorful and Adult Pleasure Driving are not included.

## **RULE 92. CORRECTIONS TO SHOW RESULTS**

All corrections of show results and their awards and points are closed 30 days after publishing on the POAC website.

## **RULE 93. BREEDING STOCK CLASSES**

- A.** Breeding stock classes will be open to any mare or stallion that is registered with ID Blue or ID Pink papers. (See Rule 25.C and D.)
- B.** Only ponies 3 years of age and younger may show.
- C.** Geldings and spayed mares cannot enter breeding stock classes.
- D.** The following are approved classes for breeding stock ponies. The classes may be offered at the option of the Show Committee in conjunction with POAC-approved shows. All POAC rules are applicable.

**1. Halter**

- a. Mares and stallions cannot be combined.
- b. No Grand or Reserve Championship halter classes will be held for breeding stock ponies.
- c. One or all halter classes can be offered at the discretion of the Show Management. There is no minimum requirement of breeding stock classes that may be offered. Classes can be divided in one of the following ways:

**(1) Breeding Stock Mares**

- (a.) Weanling, Yearling, 2 Year Old, 3 Year Old
- (b.) Yearling & Younger, 2 Year Old, 3 Year Old
- (c.) 3 Years & Younger

**(2) Breeding Stock Stallions**

- (a.) Weanling, Yearling, 2 Year Old, 3 Year Old
- (b.) Yearling & Younger, 2 Year Old, 3 Year Old
- (c.) 3 Years & Younger

**2. Performance**

- a. Only the following breakdowns of performance classes are approved for National POAC points.
  - (1) Breeding Stock Western Pleasure - Pony 3 Years Old & Younger
  - (2) Breeding Stock Hunter Under Saddle - Pony 3 Years Old & Younger
  - (3) Breeding Stock Reining - Pony 3 Years Old & Younger
  - (4) Breeding Stock Trail - Pony 3 Years Old & Younger
  - (5) Breeding Stock Pleasure Driving - Pony 3 Years Old & Younger

**E. Awards**

- 1. Any points earned in breeding stock classes cannot be transferred and applied to other award divisions should a pony later become eligible for Tentative or Permanent registration.
- 2. Breeding stock ponies are eligible for Medallion Awards and Proven Producer Awards.

**F. Year-End Awards**

- 1. Points will be accumulated for the following awards:
  - a. High Point Breeding Stock Halter Stallion - 3 Years Old & Younger
  - b. High Point Breeding Stock Halter Mare - 3 Years Old & Younger
  - c. High Point Breeding Stock Performance Pony - 3 Years Old & Younger

**RULE 94 IS RESERVED FOR A FUTURE RULE IN THIS SECTION.**

## **POA BREED STANDARD**

### **RULE 95. POA BREED STANDARD**

- A. **Appearance.** POAs should show style and substance, beauty and symmetry, being a balanced individual regardless of size, and correct in all aspects of conformation with approved POA coat pattern and POA characteristics.
  - 1. **Head and Neck.** Show style and character, the neck should be slightly arched and clean cut, with a distinctly defined throat latch. The head should be proportionate in size to the body, with clean cut features. The eyes should be

large, kind and prominent. The ears should be medium in size, pointedly alert and well-carried.

2. **Forehand.** Feet should be proportionate to size of pony, of good shape, wide and deep at heels; legs in correct position front, side and rear view, pasterns medium 45 degree angle; cannons lean and flat; knees broad, tapering gradually into cannon. The arm and forearm should show muscle; chest, fairly wide, deep and full; shoulders deep, well laid in (sloping 45 degrees); withers prominent with good saddle base.
3. **Body.** Round, full ribbed, heavily muscled, with well-sprung ribs; back and loin short, wide and well-muscled, with a long underline.
4. **Hindquarters.** Croup, long, level and muscular; quarters and gaskins, deep and muscular. Hocks should be clean cut and well supporting.
5. **Action.** Walk, straight with long easy stride; trot, prompt and free, straight, true and balanced, hocks carried closely. The knees and hocks should not be carried so high that the motion resembles that of a Saddlebred Horse or Hackney Shetland or Harness Show Pony. (Keep in mind a trot that is easy to ride.)

**B. Quality of POA**

1. The pony should be well-proportioned, the skin soft and pliable, in good health and flesh (not too fat or too thin), with the overall appearance of refinement, style, beauty and substance.
2. Skimpy mane, tail and forelock should not be discriminated against. False tails, hair weaves, braiding in of hair, etc., is permitted.

**C. Gaits of POA**

1. The walk should be straight with long easy stride; true and flat-footed.
2. The Western jog should be soft, relaxed and quiet, with a definite two-beat gait. At no time should it resemble a running walk nor should it be rough or stilted. The speed and stride should be compatible with the pony size. The English trot should be a free-moving, ground-covering stride, executed in a long, low frame. Excessive knee or hock action is at no time desirable. Quick, short strides should be penalized.
3. The lope or canter should be rolling and comfortable with strong emphasis on a natural three-beat, soft lope. A four-beat lope is at no time desirable and should be penalized.

**D. Manners of POA**

1. Good manners are demonstrated by the pony's obedience to all commands and includes the ability to stand quietly, back readily, walk, jog, lope or stop as requested and, in general, guided by a light mouth. Pulling on bit, head tossing, breaking stride, traveling in a sideways motion and wringing the tail are objectionable.

**E. Uniformity of POA**

1. Ponies should have a resemblance in color, conformation and manners. There should be a similarity in performance of ponies used by a judge, if possible.

**F. Presence of POA**

1. Ponies should exhibit an animation, self-assurance, alertness and personality that stems from good breeding, good grooming, good care, good training and good handling. Evidence of being a "professional" in its line is also present, in that the pony senses what is required and readily expends the effort necessary to obey the demands of its rider, driver or handler.

## GENERAL SHOW RULES

### RULE 96. GENERAL SHOW RULES

- A. Every recognized show and every person participating at the show including exhibitor, owner, lessee, manager, agent, rider, driver, handler, judge, ring steward, show official, employee or family member is subject to the Articles of Incorporation, Bylaws, and the Rules and Regulations of the POAC and to the local rules of the competition.
- B. Every person in any competition recognized by the POAC is subject to the provisions of Rules 8, 9 and 10.
- C. All participants shall be knowledgeable regarding the membership rules, registration rules and show competition rules.
- D. No SHOW rules or regulations published in this Handbook will be changed the year they are to be in effect.
  - 1. Show rule changes occurring during any year shall be published on the POAC website and members may respond to these. Responses to proposed rule changes must be received in the POAC Office within 30 days after the proposed changes are published on the POAC website.
  - 2. Show rule changes proposed during any year will be reviewed at the fall Board of Directors meeting, and voted on at that time. Rule changes made at that time will become effective January 1 following the Board meeting.
- E. Fees listed in the Appendix are subject to change without notice.
- F. Only approved POAC classes listed in this Handbook will count for National POAC points. The names of approved classes and their rules shall not vary from this list.
  - 1. A Show Committee may add classes not listed in this Handbook, but they will not count for National POAC points.
- G. All exhibitors in the age division of 13 & Under or 18 & Under shall run the same pattern posted for that class.
- H. Riders or exhibitors shall not be asked to switch ponies in any class.
- I. Riders may ride more than one pony per class in an individual performance class judged on the pony, and each pony will accumulate points toward its ROM. Riders may ride only one pony in any class judged on the rider, e.g., Showmanship, Western Horsemanship, Bareback Horsemanship, Hunt Seat Equitation and Hunt Seat Equitation Over Fences.
- J. All entries are required to wear their assigned pony/rider number on their backs; however, the Show Committee has the option of issuing two numbers, which are to be worn one on each side of the saddle pad in all mounted classes except Bareback. If two numbers are distributed, only one should be worn on the back in Showmanship, Bareback, Longe Line, Hunter in Hand, In-Hand Trail and Halter classes. Failure to do so results in disqualification.
- K. Exhibitors may wear approved (meeting ASTM/SEI standards) protective headgear and protective vest in any class. ASTM/SEI approved protective headgear with fastened harness is REQUIRED in all youth classes on the flat in which hunt seat attire is worn, in all classes over fences and in all gymkhana classes. (Also see Rule 108.)
- L. Both the owner and the exhibitor must be active members of the POAC to be eligible to participate in the National Congress Show, any other nationally sponsored shows, Regional Shows, the International Sale and all International Futurities, and are eligible for National Year-End Awards. Points accumulated prior to payment of dues will not count toward Year-End High Point Awards.
  - 1. If the owner/exhibitor is a child not participating through a family membership, that child shall be required to purchase a Junior Membership before they may be eligible to participate.



- M. Children in the 9 & Under age group are prohibited from exhibiting stallions 2 years and older in any class. Leadline 6 & Under exhibitors are prohibited from showing stallions of any age in Leadline Showmanship. However, the Show Committee may allow, at their discretion, stallions 2 years and older to be shown in Leadline Horsemanship, Leadline Trail, Leadline Costume and Leadline games classes.
- N. All ponies registered with foreign registries MUST be registered with the POAC to be eligible to show.
- O. High Point Tie-Breaker. The most number of first place awards in individual classes. If there is a tie for the number of first place, then the largest number of second places, and then the largest number of placings.
- P. Scoresheets for scored classes and a ladder sheet are available for download from the POAC website.

## HALTER RULES

### RULE 97. GENERAL HALTER RULES

- A. Halter classes shall be judged 60% on conformation, 40% on motion or way of going.
- B. Blemishes such as scars, splints and spavins are to be marked down according to their effect on the soundness of the POA. Transmissible weakness and/or unsoundness are to be counted strongly against the pony.
- C. Ponies are to be shown in hand at a walk and jog.
- D. A pony's height shall not be discriminated against. See Rule 76.C.1.
- E. Pony to be shown with natural, shortened, or roached mane; natural or shortened tail. False tails, hair weaves, braiding in of hair, etc., is permitted. Banding of mane is permitted.
- F. The broodmare class will be open to Tentative or Permanent registered mares that have carried and birthed a full-term foal in the current or previous year. This class must be offered at the National Congress Show, any other nationally sponsored shows and Regional Shows. Mares entered in regular halter classes may not enter the broodmare class.
- G. Halter classes of mixed sexes will not be given national points. Ages in the same sex may be combined, if entries indicate a need. See Rule 98.
- H. Height divisions may be combined by the Show Committee if there are fewer than three entries in a division and all exhibitors agree to combine the class.
- I. All first and second place winners in their classes must compete for championship classes in their respective age/sex group or forfeit their winnings.
- J. If stallions shown at halter are altered during the year, any points earned as a stallion at halter during that show year will not count as gelding points toward National Year-End Awards. They do count toward ROM awards.
- K. **Championship at Halter**
  - 1. **Junior and Reserve Champion.** Chosen from first and second place winners in weanlings, yearlings and 2 year olds in each sex.
  - 2. **Senior and Reserve Champion.** Chosen from first and second place winners in the 3 year old and the 4 & older classes in each sex.
  - 3. **Grand and Reserve Champion.** Chosen from the Senior and Reserve and the Junior and Reserve Champions. In a Championship class, no pony may be placed above a pony that has already defeated him. For the National Congress Show, the judges cumulative placings will be used to calculate any extra points to be awarded. An individual judge's placings will not be used in these calculations.

## **RULE 98. APPROVED POAC HALTER CLASSES FOR NATIONAL POINTS**

Weanling Colts  
Yearling Colts  
2 Year Old Stallions  
3 Year Old Stallions  
4 & Older Stallions 46" - 51"  
4 & Older Stallions Over 51" - 54"  
4 & Older Stallions Over 54" - 56"  
Weanling Fillies  
Yearling Fillies  
2 Year Old Mares  
3 Year Old Mares  
4 & Older Mares 46" - 51"  
4 & Older Mares Over 51" - 54"  
4 & Older Mares Over 54" - 56"  
Broodmares  
Yearling & Younger Geldings  
2 Year Old Geldings  
3 Year Old Geldings  
4 & Older Geldings 46" - 51"  
4 & Older Geldings Over 51" - 54"  
4 & Older Geldings Over 54" - 56"

Other approved combinations are: Yearling & Younger; 2 Years & Younger; 3 Years & Older.

## **RULE 99. GROUP HALTER CLASSES AND OTHERS**

### **A. General**

1. These classes are to be judged 75% on conformation and 25% on uniformity of the animals. No discrimination should be made by the judge on age of the ponies.
2. Only Tentative or Permanent registered POAs are eligible for these classes.

**B. Get of Sire.** Sire must be Tentative, Permanent or ID registered POA of proper height (alive or deceased). Three ponies of any age are to be shown. Can be of combined ownership. ID foals cannot enter. Sire is not to be shown.

**C. Produce of Dam.** Dam must be Tentative, Permanent or ID registered POA of proper height (alive or deceased). Two ponies of any age are to be shown (of same dam, but may be by different sires). ID foals cannot enter. Dam is not to be shown.

**D. Mare and Foal.** Tentative or Permanent registered mare, of proper height, and Tentative registered foal, of proper height, of current year. ID dams or foals cannot enter.

**E. Most Colorful.** May be divided by sex or age of pony, or combined in one class. Must be Tentative or Permanent registered POAs.

1. Ponies to be judged 80% on color, 20% on conformation, action, substance, quality and manners.

## **RULE 100. HALTER TACK AND ATTIRE**

**A. Tack.** Neat western show halter and lead strap are permitted. Whip or crop is not to be carried.

1. The chain of the lead strap may be in one of three positions:
  - a. Under the chin.
  - b. Over the nose.
  - c. Through the lead ring on the halter and snapped back to the chain next to the lead strap.
2. Lip chains are strictly forbidden.
3. A lip cord may be used on colts/stallions one year and older in halter classes. This does not apply to mares or geldings.
  - a. Lip cord must be a round, smooth, flexible, nonabrasive, cotton polyblend cord with a dense core that has an unsecured keeper with at least 3/4 inches of the cord outside of the halter before attachment of the keeper or leather portion of the lead shank. The lip cord may be applied only over

the gum and not through the mouth. The diameter of the cord shall be at least 3/8 inches. No foreign substances or additional materials may be added to the lip cord, to include no internal or external metal.

- b. Use of a lip cord in Hunter In Hand, Showmanship, In-Hand Trail, Ranch Conformation or any other performance class is prohibited. A lip cord may be used in Longe Line, except during the longeing demonstration.
  - c. Applying excessive pressure on or excessive jerking of a lip cord is prohibited. Lip cords and their application to the gum area will be inspected during the judging process. Excessive wear, rough or sharp edges around the protective cover of the lip cord is prohibited; any raw area or abrasions of the gum area is grounds for disqualification.
4. Artificial appliances including tail braces, heavy show shoes, etc., are strictly forbidden.

**B. Attire**

- 1. Western clothes consisting of western boots, western hat, long pants and long-sleeved shirt with a collar. Vests and coats are optional. Neat and clean blue jeans and short-sleeved shirts with a collar are not to be penalized.
- 2. Correct number must be on back or entrant will be disqualified.

## IN-HAND CLASSES - LONGE LINE, HUNTER IN HAND

**NOTE: FOR YEARLING AND TWO YEAR OLD IN-HAND TRAIL, SEE RULE 125.**

### **RULE 101. YEARLING AND TWO YEAR OLD LONGE LINE**

#### **A. General Rules**

1. These classes are open to Tentative registered yearling and 2 year old POAs.
2. These classes are open to any age exhibitor.
3. These may be broken down: yearlings and 2 year olds; yearlings; 2 year olds. Fillies, colts and geldings will show together.
4. Current POAC Rules and Regulations apply.
5. An exhibitor may show up to a maximum of three POAs in Longe Line. Other handlers may assist in showing the entry in the conformation section of the competition.
6. A pony may be longed or ridden, but not both, at any one show.
7. The above rules apply to Longe Line classes at all shows.
8. Show Management may provide a 5-minute warm-up period for all exhibitors.

- B. Purpose.** The purpose of showing a yearling or 2 year old on a longe line is to demonstrate that the pony has the movement, manners/expression/attitude and conformation to become competitive under saddle.

Therefore, the purpose of this class is to reward:

- (1) Quality of Movement.
- (2) Manners/Expression/Attitude.
- (3) Conformation suitable to future performance.

The pony should be judged with its suitability as a future performer under saddle in mind. This class should define what it means to be a "western pleasure prospect" or "hunter under saddle prospect." Because these are yearlings and 2 year olds, they are not expected to demonstrate the behavior or quality of a finished show pony, but only that performance necessary for a reasonable presentation to the judge.

Scoresheets are available for the judge's use and may be downloaded from the POAC website.

#### **C. Class Routine**

1. The class will consist of two parts:
  - a. **Conformation Inspection**
    - (1) The conformation inspection will occur prior to the longeing demonstration. Each entry will be walked into the arena to the judge and pause for evaluation individually. They will then trot off straight and around a cone and take a place on the wall inside the arena. All entries will be inspected in this fashion, and as the trot-off is administered, a pony showing evidence of lameness should be excused from the class at that time. An example of the conformation pattern is illustrated in Figure 1.
  - b. **Longeing demonstration** lasting 1-1/2 minutes (90 seconds)
    - (1) The longeing demonstration will begin at the sound of a whistle or other audible signal when the pony has reached the perimeter of its circle. Time will not begin until the pony reaches this perimeter. When the "begin" signal is given, the exhibitor will be allowed 1-1/2 minutes (90 seconds) to present the pony at all three gaits in both directions. At the end of 1-1/2 minutes, a signal will be given to signify the end of the demonstration. Show Management has the option of adding a "halfway" signal if they choose.

2. It is recommended that Longe Line classes be shown in splits of no more than 15 ponies at a time. Larger classes may offer a finalists' go-round before the class is placed.
3. Turnaround at the walk to take the second direction of the pattern may be considered as fulfilling the walk requirement of the second direction portion of the scoring format. It is suggested that all yearling and 2 year old Longe Line classes be held in a one-go format only.
4. Gaits are to be judged according to the POA rules for gaits for Western Pleasure and Hunter Under Saddle.

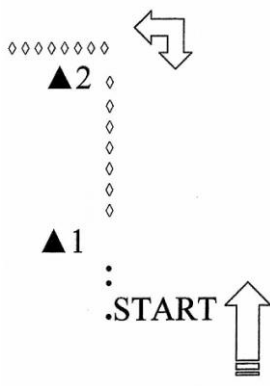
#### D. Equipment

Ponies are to be shown in a halter. Either a regular or show type halter is acceptable.

1. For the longeing demonstration, the only attachment allowed to the halter is the longe line. The longe line may not exceed 30' in length with a snap attached to the halter. The longe line must hang free from the halter without touching any part of the pony. It is permissible to use a longe whip; however, disqualification will occur if the exhibitor blatantly strikes the pony with the whip or longe line to cause forward or lateral movement at any time during the longeing demonstration.
2. For the conformation inspection, a lead shank, such as used in halter or showmanship classes may be used, and exchanged for the longe line prior to the longeing demonstration. A lip cord (as defined in Rule 100.A.3.) may be used for colts/stallions during the conformation inspection, but is not allowed during the longeing demonstration.
3. No other equipment is allowed on the pony during the class. Mechanical or retractable longe lines are not allowed.
4. Exhibitors are not to be penalized for using regular halters and plain longe lines, nor are they to be rewarded for using show halters and show longe lines. Only movement, manners/expression/way of going, and conformation are being judged. The type of equipment used is not to be a consideration in placing the pony as long as the equipment meets the requirements stated above.

**FIGURE 1: Pattern for Conformation Inspection and Trot-Off for Soundness.**

1. Horse is walked to first cone and pause for conformation inspection
2. After inspection, horse is trotted around second cone to the side of the arena.
3. Stop retire to end of arena to wait for longeing demonstration

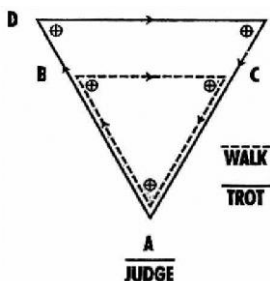


- E. **Attire.** Conventional western attire is mandatory; except if a prospect is considered to be a hunter prospect then conventional English attire is suggested. The type of attire worn by the exhibitor is not to be a consideration in placing the pony as long as the attire meets the requirements stated here.

- F. **Conformation and Equipment Inspection.** Each pony is to be inspected by the judge on conformation, proper equipment and for evidence of abuse, inhumane treatment. or violation of POAC rules. Ponies will not be allowed to show in illegal equipment or if there is evidence of abuse, or inhumane treatment, or of rule violations as mentioned in the POAC Handbook.

#### RULE 102. HUNTER IN HAND

- A. This class is open to any age handler. At Regional and higher level shows, both a youth class (18 & Under) and an adult class (19 & Over) must be offered. At state-level shows, this is optional, and youth and adults may show in the same class.
- B. **Equipment**
1. Bridle is optional on yearlings and 2 year olds, but mandatory on ponies 3 years and older. Decorative bridles and halters (silver or colored) are prohibited. Bridle must have eggbutt, D-ring, O-ring or full-cheek snaffle bit **AND** meet all specifications per Hunt Seat Tack. Reins may be held in both hands or in one hand when leading the pony. The off rein should not be run through the bit.
  2. For ponies shown with a halter, the halter and lead must be of plain leather. The chain of the lead strap may be over the nose, under the chin, or through the lead ring on the halter and snapped back to the chain next to the lead strap. Lip chains/chains in the pony's mouth are strictly forbidden.
  3. The use of a crop or bat is optional.
- C. **Attire.** Suitable attire shall be one of the following two options:
1. A collared polo shirt or collared dress shirt (solid-colored and either white or another conservative color), vest, ties, and gloves (optional). Trousers should be loose enough in which to run. Jeans are forbidden. Running shoes or paddock boots are required. If a belt is worn, it must be of plain leather or other conservative style, not western type.
  2. Handlers may also wear hunt seat attire, see Rule 114, to include English hunt cap and boots. No running shoes. Spurs should not be worn.
- D. **Class Routine**
1. Ponies will be judged individually on the triangle (shown below) following a posted order. Each pony will approach the judging area (A) and set up for inspection in the "open" position (i.e., an offset stance with all four legs visible by the judge standing on either side). At the judge's request, the pony will then walk the small triangle ABCA. The pony will continue on at a trot following the large ADEA. At the completion of the judging, the handler will lead the pony away from the judging area. As one pony leaves, the next one will enter the judging area promptly. When all ponies in the class have completed the triangle, they may be lined up for judges to place, or "ringing" (walking in a large group circle around the judge) may be used. Scoring 60% movement, 30% conformation, 10% temperament. An exhibitor may show more than one pony in a class on the triangle. In this case, a helper may assist in bringing the ponies back for ringing or final inspection.



70' to 90' between corner markers

- E. If a pony knocks over a cone or marker, they are to be scored accordingly. This does not constitute immediate disqualification, but at the judge's discretion can be penalized in the temperament or movement score.
- F. If a pony or exhibitor falls, they are to be scored accordingly. This does not constitute immediate disqualification, but at the judge's discretion can be penalized in the temperament or movement score.
- G. If an exhibitor is off pattern either by completing the large triangle ADEA before the small triangle ABCA, by not displaying the correct gait while completing each triangle or by not submitting to inspection prior to completing the pattern, the entry shall be disqualified.
  - 1. An appropriate penalty shall be assessed at the judge's discretion for break of gait during completion of the pattern, but this shall not constitute off pattern or immediate disqualification.

## **PERFORMANCE RULES**

### **RULE 103. GENERAL PERFORMANCE RULES**

- A. MANNERS AND SUITABILITY OF A PONY FOR A RIDER SHOULD BE EMPHASIZED IN ALL CLASSES. Suitability of a pony for a rider should be determined by the height and weight of the rider as related to the size of the pony as well as the compatibility of the rider and pony. Judges may penalize but should not necessarily eliminate an entry not having such manners and suitability.
- B. In pleasure and horsemanship classes, hunt seat and western style riding should not be combined. If they are combined, the class will not count for national points. Does not apply to Leadline Horsemanship.
- C. In Leadline 6 & Under classes, the person leading the pony is only to control the pony. He is not to aid the rider.
- D. Entrants in walk/trot horsemanship classes shall not be prevented from participating in three-gaited pleasure classes. Riders cannot enter a walk/trot and a three-gaited class in the same event.
- E. Children in the 9 & Under age group are prohibited from exhibiting stallions in any class. Leadline 6 & Under exhibitors are prohibited from showing stallions of any age in Leadline Showmanship. However, the Show Committee MAY allow, at their discretion, stallions 2 years and older to be shown in Leadline Horsemanship, Leadline Trail, Leadline Costume and Leadline games classes.
- F. For all age groups, any class requiring rail work will use the same designated rail. The entire rail shall be used in all classes except Leadline Horsemanship, when half of the rail may be used at the option of the judge or the Show Committee.
- G. Patterns should be worked as written, not as drawn.
- H. In classes requiring western tack and attire, Junior ponies have specific requirements for biting. Refer to Rule 111.I.1.a-e.

### **RULE 104. APPROVED POAC PERFORMANCE CLASSES FOR NATIONAL POINTS**

- A. **Leadline 6 & Under.** Points awarded for Year-End Awards.
  - Leadline Horsemanship
  - Leadline Showmanship
  - Leadline Trail
  - Leadline Costume
  - Leadline Cloverleaf Barrels
  - Leadline Go-Go
  - Leadline Single Pole
  - Leadline Texas Rollback

**B. Youth 9 & Under, 10-13, 14-18**

1. **Equitation.** Points awarded to exhibitor for Year-End Awards.  
Showmanship at Halter  
Western Horsemanship  
Bareback Horsemanship  
Hunt Seat Equitation  
Hunt Seat Equitation Over Fences
2. **Non-Timed.** Points awarded to pony for ROM(NT) and Year-End Awards.  
Western Pleasure  
Trail  
Western Riding  
Reining  
Ranch Riding W/T/L  
Cow Cutting  
Hunter Under Saddle  
Open Jumping  
Hunter Over Fences  
Hunter Hack  
Youth Pleasure Driving  
Open Costume  
Native American Regalia
3. **Timed.** Points awarded to pony for ROM(T) and Year-End Awards (with the exception of Roping, which does not count for Year-End Awards).  
Pole Bending  
Straight Barrels  
Cloverleaf Barrels  
Keyhole  
Flag Race  
Handy Horse  
Go-Go Race  
Scurry Race  
Combination Dash  
Figure 8 Barrels  
Figure 8 Stake  
Single Pole  
Texas Rollback  
Roping

**C. Adult 19 & Over.** Points do not count toward ROM(NT).

If any of the eight regular 19 & Over classes are offered at a show, then the corresponding youth class must also be offered. If the youth classes are not offered, then the 19 & Over classes will not receive any points. It is also the state Show Committee's option to offer none of the 19 & Over classes.

However, these 19 & Over classes must be offered at Regionals, the National Congress Show, and any other nationally sponsored shows, with the exception of Ranch classes, which are optional at all shows.

1. **Equitation.** Points awarded to exhibitor for Year-End Awards.  
Showmanship at Halter  
Western Horsemanship  
Hunt Seat Equitation
2. **Other Adult Classes.** Any 19 & Over exhibitor riding any age pony, to include JPFC nominated ponies. (Note: Ponies shown in Ranch classes must be 3 years and older.) Points awarded to pony for ROM(Adult) and Year-End Awards.  
Western Pleasure  
Hunter Under Saddle  
Trail  
Reining  
Ranch Riding W/T/L



- D. JPFC.** Points do not count toward ROM(NT).  
 JPFC Western Pleasure  
 JPFC Hunter Under Saddle  
 JPFC Trail  
 JPFC Reining
- E. Other Approved Classes.** Points do not count toward ROM(NT) or ROM(T).
- 1. Other Approved Classes**  
 Longe Line  
 In-Hand Trail  
 Most Colorful  
 Hunter In Hand  
 Adult Pleasure Driving  
 Obstacle Driving - "Gambler's Choice"  
 Goat Tail Tying  
 Calf Daubing
  - 2. Adult Non-Pro Classes**  
 Adult Non-Pro Showmanship - W/J Division  
 Adult Non-Pro Showmanship - W/J/L Division  
 Adult Non-Pro Western Horsemanship W/J  
 Adult Non-Pro Western Horsemanship W/J/L  
 Adult Non-Pro Western Pleasure W/J  
 Adult Non-Pro Western Pleasure W/J/L  
 Adult Non-Pro Trail W/J  
 Adult Non-Pro Trail W/J/L  
 Adult Non-Pro Hunt Seat Equitation W/T  
 Adult Non-Pro Hunt Seat Equitation W/T/C  
 Adult Non-Pro Hunter Under Saddle W/T  
 Adult Non-Pro Hunter Under Saddle W/T/C
  - 3. Walk-Trot Division Classes**  
 Walk-Trot Western Horsemanship  
 Walk-Trot Western Pleasure  
 Walk-Trot Trail  
 Walk-Trot Hunt Seat Equitation  
 Walk-Trot Hunter Under Saddle
  - 4. Ranch Division Classes**  
 Ranch Riding W/T/L (Exception: see 104.B.2. and C.2 above)  
 Ranch Riding W/T  
 Ranch Rail Pleasure W/T/L  
 Ranch Rail Pleasure W/T  
 Ranch Trail W/T/L  
 Ranch Trail W/T  
 Ranch Conformation - W/T/L Division  
 Ranch Conformation - W/T Division  
 Ranch Reining W/T/L only (W/T exhibitors may not enter Ranch Reining)

#### **RULE 105. APPROVED CLASS BREAKDOWNS**

- A. Age of Rider.** Leadline 6 & Under, 9 & Under, 10-13, 14-18; or 13 & Under, 14-18; 18 & Under or 19 & Over.
- 1.** No classes that combine only a part of one of the age groups will count for national points.
  - 2.** Leadline 6 & Under classes will not be combined with any other age group classes.
  - 3.** An exhibitor who enters a Leadline 6 & Under class may not enter the corresponding 9 & Under class. For example, a rider cannot enter Leadline Trail and 9 & Under Trail.
- B. Age of Pony.** Junior and Senior. Both must be offered, or national points will not be given.
- 1. JPFC.** At the National Congress, National Futurity and any other nationally sponsored shows, JPFC classes must be broken down as 2 year olds; 3 year olds; and 4-5 year olds for Western Pleasure, Hunter Under Saddle and Trail. At Regional Shows and state shows, 2 year olds and 3 year olds may be combined in the same class, but must not be combined with 4-5 year olds.
  - 2. Longe Line and In-Hand Trail.** These classes, may be broken down: yearlings and 2 year olds; yearlings; 2 year olds.

- a. 2 year old longe line and in-hand trail ponies may NOT be shown in any riding classes at the same show.
- C. Walk/trot is used for all 9 & Under Equitation/Horsemanship classes, unless specified in advance on the entry forms and show bill that the class is three-gaited. All pleasure classes must be three-gaited, except the two pleasure classes in Section D below.
- D. **9 & Under Walk/Trot Western Pleasure and Walk/Trot Hunter Under Saddle.** Points from these two classes do not count for ROM or High Point Awards. There will be a National Year-End Award calculated for each of the two classes. Ponies will walk and trot both ways of the ring and back in a straight line. An exhibitor may NOT ride in the 9 & Under W/T Pleasure and the 9 & Under W/T/C Pleasure classes at the same show. If a rider exhibits in a W/T-only Pleasure class, they are not allowed to exhibit in a three-gaited PLEASURE class, such as the Junior or Senior Pony Pleasure classes at the same show. An exhibitor who rides in a W/T-only class may enter Trail, Reining, Ranch Riding, Western Riding, gymkhana classes and any of the Hunter Over Fences Classes at the same show.
- E. Any combination of the above class breakdowns, provided equal opportunity is given to all exhibitors and ponies.

## **RULE 106. WALK-TROT DIVISION**

### **A. General Rules**

- 1. The Walk-Trot Division is open to riders of all ages.
- 2. This division may be split into two age groups: 18 & Under and 19 & Over.
  - a. If a 19 & Over class is offered, the corresponding 18 & Under class must also be offered.
- 3. Any Tentative or Permanent registered POA may be exhibited by a Walk-Trot rider.

### **B. Walk-Trot Division Eligibility**

- 1. Exhibitors may choose at each show whether to enter Walk-Trot Division classes.
- 2. Exhibitors may not cross-enter into the corresponding 3-gait class at the same show. For example, an exhibitor may not enter the Walk-Trot Western Pleasure class and their age group Western Pleasure class at the same show.
- 3. A pony may not be shown by more than one exhibitor in the same event in the Walk-Trot Division at the same show. For example, a pony shown in Walk-Trot Trail may not be shown by another exhibitor in Walk-Trot Trail at the same show. However, a pony entered in Walk-Trot Trail with one exhibitor may be shown in the corresponding age group class, Junior or Senior Pony class, or JPFC class by a different exhibitor.
- 4. All exhibitors in the Walk-Trot Division are eligible to participate only in the following classes: all classes listed in Sec. C.2 below, as well as **other classes designated as only Walk-Trot**, Halter, Showmanship, Hunter in Hand, Costume, Driving, gymkhana classes, and Yearling/2 Year Old In-Hand Trail and Longe Line.

### **C. Walk-Trot Classes**

- 1. Walk-Trot Division classes are optional at all shows. All shows are not obligated, but are encouraged to offer Walk-Trot Division classes.
- 2. Classes include the following, which shall be offered for 18 & Under and 19 & Over riders:
  - Walk-Trot Western Horsemanship
  - Walk-Trot Western Pleasure
  - Walk-Trot Trail
  - Walk-Trot Hunt Seat Equitation
  - Walk-Trot Hunter Under Saddle
- 3. In Walk-Trot Trail, either Western Tack and Attire or Hunt Seat Tack and Attire is acceptable. (See Rules 111 - 114.)

## **RULE 107. ADULT NON-PRO DIVISION**

### **A. General Rules**

1. This division is open to 19 & Over riders who meet the requirements for Non-Pro eligibility.
2. Exhibitors in Non-Pro classes may also participate in all other adult classes at the same show.
3. Ponies exhibited by riders in the Adult Non-Pro division may also be shown by a youth or another adult at the same show.
4. Adult Non-Pro classes are offered in a W/T Division and a 3-Gait Division.
  - a. Exhibitors must designate each year which division they wish to participate in.
  - b. A Non-Pro exhibitor is not eligible to show in both Adult Non-Pro W/T classes and Adult Non-Pro W/J/L classes.
5. Any Tentative or Permanent registered POA may be exhibited in Adult Non-Pro classes.

### **B. Non-Pro Eligibility Requirements**

1. A Non-Pro exhibitor must be 19 years of age or older as of January 1 of the current calendar year and a POAC member in good standing.
2. Exhibitor will submit an annual non-transferable Adult Non-Pro Application along with the application fee to the National Office prior to exhibiting in any Non-Pro class.
3. A membership card issued by the POAC will note Adult Non-Pro status. This card may be requested by the Show Committee at any time for verification of Non-Pro status.
4. Exhibitors who have received remuneration for any of the following activities within three years of submitting the Adult Non-Pro Application are NOT eligible for Non-Pro status:
  - a. Showing (performance and/or halter).
  - b. Judging, training, schooling.
  - c. Teaching equitation and/or showmanship.
  - d. Instruction in any equine discipline and/or conducting equine-related clinics or seminars.
  - e. Performing any of the activities in a.-d. above for the applicant's family or family business.
  - f. Performing any of the activities in a.-d. above for the applicant's employer, employer's business or family member of the employer.
5. Non-Pro eligibility is not affected by receiving remuneration for the following activities:
  - a. Writing books or articles pertaining to equines or the equine industry.
  - b. Stewarding, announcing and/or show management.
  - c. Providing the service of clipping, braiding or banding.
  - d. Having the occupation of veterinarian, equine acupuncturist, massage therapist, farrier; practicing equine law; and/or owning or employed by a business that provides equine insurance, nutrition, veterinary supplies and/or medications, apparel, tack and equipment, hauling services, breeding or boarding stable.
  - e. Having certification as an instructor in equitherapy by the Professional Association of Therapeutic Horsemanship International (PATH Intl.) or similar organizations. The instructor shall teach only students enrolled with an approved organization or prescribed such rehabilitation by a licensed medical doctor. Non-Pro participants excepted under this provision shall file such certification with the POAC prior to competing in Non-Pro classes at POAC-approved or sponsored shows.

**C. Violation of Non-Pro Status**

1. Persons found guilty of violating any of the Adult Non-Pro eligibility requirements shall be responsible to any disciplinary judgment and actions of the Hearing Committee.
2. Protests of Adult Non-Pro status must be made in accordance with the Rules and Regulations of the POAC. (Also see Rule 9.)

**D. Adult Non-Pro Classes**

1. All approved Adult Non-Pro classes will be offered at national shows. These classes are optional at Regional and state shows.
2. Classes include the following:  
Adult Non-Pro Showmanship - W/J Division  
Adult Non-Pro Western Horsemanship W/J  
Adult Non-Pro Western Pleasure W/J  
Adult Non-Pro Trail W/J  
Adult Non-Pro Hunt Seat Equitation W/T  
Adult Non-Pro Hunter Under Saddle W/T  
  
Adult Non-Pro Showmanship - W/J/L Division  
Adult Non-Pro Western Horsemanship W/J/L  
Adult Non-Pro Western Pleasure W/J/L  
Adult Non-Pro Trail W/J/L  
Adult Non-Pro Hunt Seat Equitation W/T/C  
Adult Non-Pro Hunter Under Saddle W/T/C

**E. Adult Non-Pro Points**

1. National points will be based on one pony/one rider.
2. National Adult Non-Pro points are for use only within the Adult Non-Pro program and may not be combined or considered when determining National Congress or other nationally sponsored show awards and high points not specific to Non-Pro; National Year-End Awards or high points not specific to Non-Pro; national top ten awards, ROM or lifetime pony points not specific to Non-Pro.
3. National Adult Non-Pro points will be used only when determining Non-Pro National Congress or nationally sponsored show awards and high points; Non-Pro National Year-End Awards and High Points; ROM in Adult Non-Pro (see Rule 162.J).

**RULE 108. GENERAL DISQUALIFICATIONS**

- A. Use of prohibited appointments. See under rules of Western Tack and Attire, Hunt Seat Tack and Attire, Gymkhana and Reining.
- B. Failure to wear protective headgear (meeting ASTM/SEI standards) or failure for it to remain in place on top of the head with chinstrap fastened in all youth classes on the flat in which hunt seat attire is worn, in all classes over fences and in all gymkhana classes.
- C. Loss of protective headgear anytime during jumping or gymkhana classes (or any class where it is worn).
- D. Loss of lead shank from handler's hand in Leadline 6 & Under classes.
- E. Falling of pony or rider. (Exception: See Reining, Rule 128.)
  1. A rider is considered to have fallen when they are separated from their pony (that has not fallen) in such a way as to necessitate remounting or vaulting into the saddle, except in gymkhana before or after the finish line.
  2. A pony is considered to have fallen when the shoulders and the haunches on the same side have touched the ground or an obstacle and the ground.
- F. Split reins shall not be tied together except in games.
- G. Tying of stirrups or tying of rider to tack or pony in any event.
- H. Off Course: Loss of course includes negotiating obstacles in other than specified order or in the wrong direction, except in Reining, Ranch Reining and Ranch Riding.

- I. Having more than one person in the ring with one pony or more than one pony in the arena with one entrant. Exceptions: Youth Pleasure Driving (an adult may ride along to help only if an emergency arises) and all Leadline classes.
- J. No other animals are allowed in the arena while ponies are being exhibited, e.g., dogs, cats, goats, calves, etc. (Exception: Livestock classes and Ranch Riding and Ranch Trail as indicated in the pattern.)
- K. Failure to complete the class as outlined by the rules. Judge's interpretation is final. (Also see Reining, Rule 128.) Riders may be disqualified for not following the judge's instructions.
- L. In classes in which western tack and attire is used, reins shall be held in one hand and cannot be changed during performance. (Exception: Trail and Ranch Trail, when changing hands is needed to work an obstacle.) Position of free hand is optional, but should be clear of pony and equipment. (Exception: See Reining, Rule 128; romal reins, see Rule 111.F, Rule 126.) Free hand may be used to adjust the rider's length of rein while working except in Reining, and then adjustment may be made only when pony is completely stopped.
- M. In classes in which western tack and attire is used, use of two hands on reins to be penalized at judge's discretion. (Exception: gymkhana classes, riding with a snaffle bit or bosal, also see Reining and Ranch Reining.)
- N. A pony or rider whom the judge feels is unsafe and a threat to other exhibitors and show personnel. A judge may order an exhibitor from the ring for bad conduct.
- O. Having the wrong pony/rider number on the exhibitor's back (or on both sides of saddle pad or costume).
- P. Failure of tack or equipment used on the pony or exhibitor during any class, if the failure prevents successful completion of the class pattern. (Also see Rule 120.D, Rule 131.G and Rule 132.D.) This rule does not apply to failure of arena equipment used for a class.
- Q. Running into the arena directly into the starting line before the gate is closed in gymkhana classes or any other classes judged on individual workouts.
- R. At the discretion of the judge, any rider receiving assistance from outside the ring (e.g., coaching a rider through a pattern) may be disqualified from the class.

**RULE 109 IS RESERVED FOR A FUTURE RULE IN THIS SECTION.**

## **TACK AND ATTIRE**


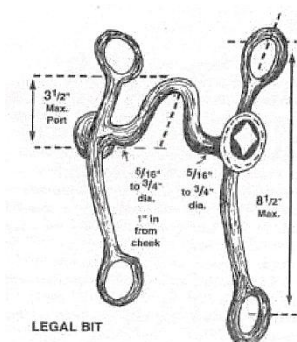
### **RULE 110. GENERAL TACK AND ATTIRE**

- A. In no class can hunt seat and western tack and attire be mixed.
- B. In all Leadline classes, a halter must be worn underneath the bridle. The lead MUST be attached to the halter.

### **RULE 111. WESTERN TACK**

- A. Stock-type saddles shall be used without tapaderos (hooded stirrups are permitted in 13 & Under classes). Silver mounted equipment is not to count over a good working outfit. There shall be no discrimination against any standard western bit.
- B. Optional equipment are reatas or lariats and hobbles.
- C. Ponies 6 years old and older may be shown only in a curb bit, half-breed or spade bit.
- D. References to a bit in western performance classes mean the use of a curb bit that has a solid or broken mouthpiece, has shanks and acts with leverage. All curb bits must be free of mechanical device and should be considered a standard western bit. Exception: Spring loaded bits are approved as long as they meet all bit specifications outlined in this Handbook. A description of a legal, standard western bit includes:

1. 8-1/2" (21.6 cm) maximum length shank to be measured as indicated in the diagram. Shanks may be fixed or loose.
2. Concerning mouthpieces, bars must be round, oval or egg shaped, smooth and unwrapped metal of 5/16" to 3/4" (0.8 cm to 2 cm) in diameter, measured 1" (2.5 cm) from the cheek. They may be inlaid, but must be smooth or latex wrapped. Nothing may protrude below the mouthpiece (bar), such as extensions or prongs on solid mouthpiece. The mouthpiece may be two or three pieces.
  - a. A three-piece bit, with a connecting ring of 1-1/4" (3.2 cm) or less in diameter, or a connecting flat bar of 3/8" to 3/4" (1 cm to 2 cm) [measured top to bottom with a maximum length of 2" (5 cm)], which lies flat in the pony's mouth is acceptable.
3. The port must be no higher than 3-1/2" (8.9 cm) maximum, with rollers and covers acceptable. Broken mouthpieces, half breeds and spades are standard.
4. Prohibited bits: Slip or gag bits and donut and flat polo mouthpieces are not acceptable.

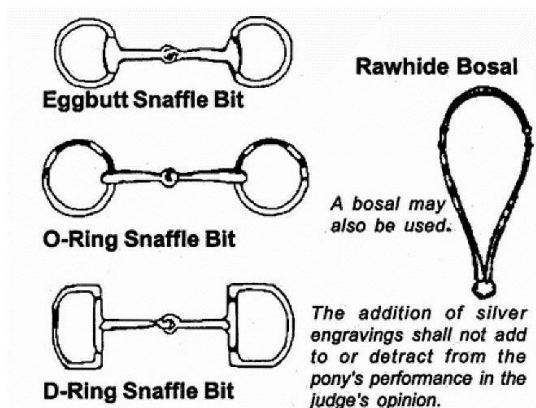


- E. Only leather or chain curb may be used, but must be at least 1/2" (1.3 cm) in width and lie flat against the jaws of the pony.
- F. Whenever this Handbook refers to romal, it means an extension of braided material attached to closed reins. Can also show without the lead. This extension shall be carried in the free hand with a 16" spacing between the reining hand and the free hand holding the romal. When using romal reins, the rider's hand shall be around the reins with the wrists kept straight and relaxed, the thumb on top and the fingers closed lightly around the reins. When using a romal, no fingers between the reins are allowed. The free hand may be used to adjust the rider's length of rein while working except in Reining. Use of the free hand while holding the romal to alter the tension or length of the reins from the bridle to the reining hand is considered to be the use of two hands and a score of 0 will be applied.

#### G. Prohibited Equipment

1. Mechanical hackamores (which have metal parts), martingales, tie-downs, cavesson-type nosebands and choke ropes.

2. No wire curbs, regardless of how padded or taped, or chinstraps narrower than 1/2".
  3. Boots and bandages are prohibited in Western Pleasure, Horsemanship and Trail classes. In the event of an injury, the judge may permit a protective bandage to be used.
- H. In Reining, Western Riding, Ranch Division classes (with the exception of Ranch Conformation) and Cutting classes, use of shin and/or bell boots on the front legs and standard sliding or rundown boots on rear fetlocks is allowed, at the option of the exhibitor.
- I. Junior ponies, except 2 year olds, may be ridden in standard western bits, bosals, rawhide hackamores, and non-leverage snaffle bits in all western classes. Any Junior pony ridden in non-leverage biting or headgear must be ridden two handed.
1. Snaffle bits or rawhide bosals are required for 2 year olds.
    - a. Ponies will be shown in standard, plain or silver headstalls (brow band, shaped ear or split ear). Smooth snaffle bit with broken mouthpiece (conventional O-ring, eggbutt or D-ring) with ring no larger than 4" and no smaller than 2". From the cheek to 1" in from the cheek must be a minimum 3/8" diameter with a gradual decrease to the center of the snaffle. Optional loose curb strap (leather or nylon only) may be used and must be attached below the reins.



- b. Reins to be attached above the curb strap.
  - (1) Standard leather or woven split reins are mandatory; hair reins are not permitted with snaffle bits.
  - (2) Split reins must be bridged (crossed) to the opposite side and held together with both hands near the pommel and not farther than 4" out on either side of the saddle horn with very little movement.
- c. Martingales, nosebands or tie downs are prohibited in the show arena at all times.
- d. A braided rawhide or leather bosal may be used in lieu of a snaffle bit, no larger than 3/4" diameter at the cheek, must be a minimum of one finger space (approximately 3/4" between the bosal and nose, absolutely no metal under the jaw or on the noseband in connection with the bosal. The bosal should be properly fitted relative to the pony's size and conformation.
- e. All ponies entered in the event must be present in the arena prior to the completion of the warm-up period and the ponies must be ridden with the same equipment required in the event.

A.



B.



C.



A. Not acceptable; reins too tight - straight line from bit to hands - **should be severely penalized.**

B. Not acceptable; reins too loose - **should be severely penalized.**

C. Proper Rein Position

### Examples of Acceptable Hand Positions



A



B

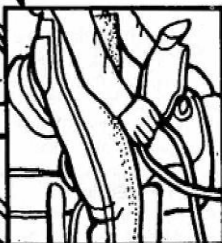


C

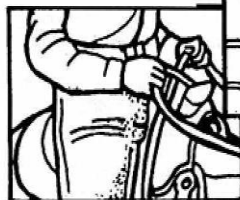
### Examples of Unacceptable Hand Positions ( Should be severely penalized )



A



C



B



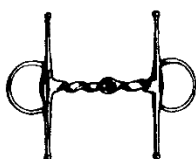
## **RULE 112. WESTERN ATTIRE**

- A.** Exhibitors must be neatly dressed in western clothes consisting of western boots, western hat or approved protective headgear (meeting ASTM/SEI safety standards), long-sleeved shirt with a collar, and long pants. Short-sleeved shirts with a collar may be allowed at the judge's discretion and must be announced prior to class. Spurs, chaps, vests and coats are optional. Hunt seat-type safety helmets used in western classes or protective vests (meeting ASTM/SEI standards) shall not be discriminated against. The person leading the pony in Leadline Trail or assisting in Leadline Showmanship should wear the same western attire as required of the exhibitor. Refer to Rule 116 for attire in Leadline Horsemanship and Rule 139 for attire in Leadline timed events.

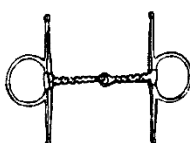
## **RULE 113. HUNT SEAT TACK**

- A.** In all hunt seat classes, an English snaffle (no shanks), Kimberwick, pelham and/or full bridle (with two reins), all with cavesson nosebands and leather brow bands must be used. A port must be no higher than 1-1/2" (3.8 cm).
- B.** Two year olds MUST be ridden in snaffle bits.
- C.** In Open Jumping, English non-leverage hackamores are allowed.
- D.** On broken mouthpieces, the mouthpiece may be two or three pieces. If it is three pieces, a connecting ring must be no larger than 1-1/4" (3.2 cm) outside diameter, or a connecting flat bar must be no longer than 2" (5 cm) and 3/8" (1 cm) to 3/4" (2 cm) measured top to bottom and must lie flat in pony's mouth. If a curb bit is used, the chain must be at least 1/2" (1.3 cm) in width and lie flat against the jaw of the pony.
- E.** All smooth, round, twisted, slow twist, corkscrew, double twisted wire (mouthpieces) and straight bars or solid mouth pieces with a maximum port height of 1-1/2" (3.8 cm) are acceptable.
- F.** Nothing, such as extensions or prongs may protrude below the mouthpiece (bar). All mouthpieces must be a minimum of 5/16" (0.8 cm) in diameter measured 1" (2.5 cm) from the cheek.
- G.** The judge may prohibit the use of bits and equipment he may consider too severe.
- H.** A bit cannot be physically or mechanically changed to increase the severity of its use, and the exhibitor may be eliminated at the discretion of the judge.
- I.** **Disqualifications.** English bits of any style featuring cathedral, fish back, or donut mouthpiece; rough, sharp material; or mechanically altered bits are illegal and shall be cause for disqualification. In all divisions, if a pony's mouth is found to be bloody, disqualification is at the discretion of the judge.
- J.** Saddles must be of black and/or brown colors. Hunt seat saddles or forward seat type may have an insert on the skirt. Saddle pads must be of the classic style and composition. Pads with extensions designed for show numbers are acceptable. Event pads and pads of nontraditional colors are acceptable only for Open Jumping.
- K. Optional Equipment**
1. Spurs of the unrowelled type.
  2. Crops or bats.
  3. English breast plates.
  4. Braiding of mane and/or tail in hunt style.
  5. Standing or running martingales in Hunter Over Fences, Open Jumping and Equitation Over Fences only.
  6. Dropped nosebands in Open Jumping only.
  7. Protective boots, leg wraps and bandages are allowed in Open Jumping, Equitation Over Fences and Hunter Over Fences.
- L. Prohibited Equipment**
1. Draw reins.
  2. Rowelled spurs.
  3. Standing or running martingales except in Hunter Over Fences, Open Jumping, and Equitation Over Fences.
  4. Dropped nosebands except in Open Jumping.
  5. Protective boots, leg wraps and bandages are prohibited in Hunter Hack.

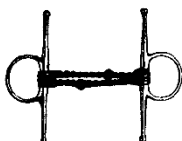
### Examples of Some Acceptable English Bits



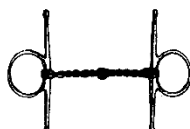
Slow Twist



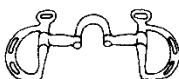
Corkscrew



Double Twisted



Single Twisted Wire

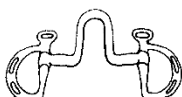


Correction Bit

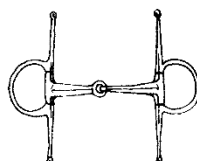


Snaffle Bit with  
Connecting Flat Bar

### Examples of Some Un Acceptable English Bits



Excessive Port



Triangular Mouth



### ***Examples of Proper Hand Positions***



### ***Examples of Unacceptable Hand Positions These Hand Positions should be severely penalized.***




### *Proper Head Positions*



---

*These Head Positions  
should be  
severely penalized.*



*Head too  
high.  
Reins too  
loose.*

*Behind  
the bit.*

### **RULE 114. HUNT SEAT ATTIRE**

- A. Exhibitors must be neatly dressed in hunt coats of traditional hunt seat style and conservative color, breeches of traditional shades of buff, gray or rust (or jodhpurs), high English boots or jodhpur shoes. A tie or choker is required. Gloves are recommended. Black, navy blue, brown or green hunting caps are mandatory. Long hair must be neat and contained in a net or braid.
- B. ASTM/SEI approved protective headgear with fastened harness is **REQUIRED** for all youth classes on the flat and classes requiring over fence work.

## HORSEMANSHIP DIVISION RULES

### RULE 115. GENERAL HORSEMANSHIP RULES

- A. All classes are judged on the exhibitor's performance.
- B. At the option of the judge, exhibitors may be asked to work patterns individually, then the judge may recall either all of the exhibitors or only the finalists for rail work. Patterns shall be posted at least one hour prior to the class.
- C. Horsemanship/equitation patterns (except Leadline) should have a walk, trot (jog) (9 & Under, any other walk/trot classes), lope (canter) both leads with either a simple or flying lead change (10-13, 14-18, 13 & Under or 18 & Under, 19 & Over). Patterns shall be included in show packets, if possible, or posted at least one hour prior to the class.
- D. All exhibitors in the age division of 13 & Under or 18 & Under shall run the same pattern posted for that class.
- E. When additional tests are desired, the judge's instructions to riders must be publicly announced.
- F. All entries are required to wear their assigned pony/rider numbers on their backs; however, if the Show Committee issues two numbers, one should be worn on each side of the pony in all mounted classes, except Bareback. In Showmanship, only one number should be worn on the back. Failure to do so results in disqualification.

### RULE 116. LEADLINE 6 & UNDER HORSEMANSHIP

- A. Leadline Horsemanship will apply to the 6 & Under age group only. If a rider enters this class, they will not be eligible to enter any other Horsemanship class for older age groups at that show. Participant is eligible for Showmanship at Halter.
- B. This class may be ridden bareback, western or hunt seat. The rider will be judged on his basic position in the saddle, if one is used; hand, leg and seat position; as well as his ability to properly hold the reins and cue the pony.
- C. Exhibitors shall be judged at a walk both ways of the ring and be required to stop and back. The trot is optional, and must be specified in advance on entry form or show bill.
- D. If the judge asks the rider to back the pony in the lineup, the person leading the pony should not aid the rider. He should only keep the pony under control.
- E. A lead shank should be attached to a halter under the bridle, so that while the rider is on the rail, the pony could be controlled by the person leading the pony, if necessary. The person leading must be at least 14 years old.
- F. **Tack and Attire.** If riding hunt seat, Hunt Seat Tack and Attire should be used. If riding western or bareback, Western Tack and Attire are required. (See Rules 111 - 114.) The person leading the pony should conform to the type of attire that the rider is wearing.
- G. **Disqualifications.** See Rule 108.

### RULE 117. WESTERN HORSEMANSHIP

- A. Rider to be judged on seat, hands, performance of pony, appointments of pony and rider and suitability of pony to rider. Good hands are paramount. Results as shown by the performance of the pony are NOT to be considered more important than the method used in obtaining them.
- B. At the option of the judge, exhibitors may be asked to work patterns individually, then the judge may recall either all the exhibitors or only the finalists for rail work.
- C. **Hands.** Both hands and arms should be held in a relaxed, easy manner, with the upper arms in a straight line with the body. The one holding the reins should be bent at elbow forming a line from the elbow to the pony's mouth. Only one hand is to be used for reining and hands shall not be changed. Hand to be around reins. When reins are in the left hand and the ends of split reins fall on the near side, or when using the right hand and the ends of split reins fall on the off side, one finger between the reins is permitted. When using a romal or when ends of split

reins are held in hand not used for reining, no finger between reins is allowed. The free hand and arm may be carried bent at the elbow in a similar position as the hand holding the reins or straight down at the rider's side. It should be kept free of pony and equipment, and excessive pumping or stiffness will be penalized. Rider may hold romal or end of split reins to keep from swinging and to adjust the position of the reins, provided it is held at least 16" from the reining hand. The rider's wrist is to be kept straight and relaxed, with the hand held at about 30 to 45 degrees inside the vertical. The rein hand should be carried immediately above or slightly in front of the saddle horn. The reins should be adjusted so that the rider has light contact with the pony's mouth, and at no time shall reins require more than a slight hand movement to control the pony. Excessively tight or loose reins will be penalized.

1. Two hands may be used if riding a Junior pony with a snaffle bit or bosal.
- D. **Basic Position.** The rider should sit in the saddle in an upright position with the upper body at all gaits. The rider should sit in the center of the saddle and the pony's back with the legs hanging to form a straight line from the ear, through the center of the shoulder and hip, touching the back of the heel or through the ankle. The heels should be lower than the toes, with a slight bend in the knee and the lower leg should be directly under the knee. The rider's back should be flat, relaxed and supple. An overly stiff/or overly arched lower back will be penalized. The shoulders should be back, level, and square. The rider's base of support should maintain secure contact with the saddle from the seat to the inner thigh. Light contact should be maintained with the saddle and the pony from the knee to mid-calf. The feet should be in the stirrups with weight on the ball of the foot. The rider's toes should be pointing straight ahead or slightly turned out with the ankles straight or slightly broken in.
1. When riding without stirrups, the exhibitor should maintain the same position as described above.
- E. **Head.** The rider's head should be held with the chin level and the eyes forward, and may be directed slightly toward the direction of travel. Excessive turning of the head to the inside of the circle, or down at the pony's head or shoulders will be penalized.
- F. **Position in Motion.** Rider should sit to jog and not post. At the lope, he should be close to the saddle. All movements of the pony should be governed by the use of imperceptible aids. The shifting of rider's weight is not desirable.
1. A rider is penalized if he loses a stirrup.
- G. **Mounting and Dismounting.** Take up reins in left hand and place hand on pony's neck in front of the withers and with end of reins or romal on the near side. Grasp stirrup with right hand, place left foot in stirrup, then grasp saddle horn with right hand and mount.
1. If a romal is used, it should be moved to the off side of pony after mounting. End of split reins should remain on same side as hand holding the reins when rider uses finger between reins.
  2. To dismount, reverse the above procedure and step down looking toward the pony's head.
- H. **Class Routine.** Entries are to enter the ring at a walk or jog and are to be judged at a flat-footed, four-beat walk, at a jog and at a lope. They shall be worked both ways of the ring and shall always be on the correct lead. Ponies shall be required to back in a straight line. The exhibitor should not crowd the exhibitor next to or in front of him when working on the rail and should pass to the inside of the arena. When reversing on the rail, the exhibitor should always reverse to the inside of the arena.
1. 9 & Under Western Horsemanship is walk/jog only. If the Show Committee desires the lope, it must be specified in advance on the entry form and show bill.
- I. **Additional Work.** Riders will perform not only the ring routine asked of them, but also should be able to perform whatever additional tests from those listed below the judge may deem advisable to ask of them. Instructions must be publicly

announced. All exhibitors in the age division of 13 & Under or 18 & Under shall run the same pattern for that class.

1. **9 & Under**
  - a. Individual performance on the rail.
  - b. Figure 8 at the jog.
2. **10-13**
  - a. Individual performance on the rail.
  - b. Figure 8 at the jog.
  - c. Lope and stop.
  - d. Figure 8 at the lope on the correct lead demonstrating simple change of lead. (This is a change whereby the pony is brought back into a walk or jog and restarted into a lope on the opposite lead.) Figures commenced in the center of two circles so that one lead change is shown.
  - e. Ride without stirrups.
  - f. Dismount and mount.
3. **14-18**
  - a. Individual performance on rail.
  - b. Figure 8 at the jog.
  - c. Lope and stop.
  - d. Figure 8 at the lope on correct lead demonstrating simple change of lead (as in 2.d. above).
  - e. Ride without stirrups.
  - f. Dismount and mount.
  - g. Figure 8 at the lope on the correct lead demonstrating flying change of lead.
  - h. Change leads down the center of the arena demonstrating simple change of lead.
  - i. Ride serpentine course demonstrating flying change of lead at each change of direction.

J. **Tack and Attire.** See Rules 111 and 112.

K. **Disqualifications.** See Rule 108.

#### **RULE 118. BAREBACK HORSEMANSHIP**

- A. The rider is judged in this class on his ability to ride and control a pony properly without the use of a saddle.
- B. Position of hands and body should be the same as in Western Horsemanship (Rule 117), only no saddle is used.
- C. **Class Routine.** At the option of judge, exhibitors may be asked to work patterns individually, then the judge may recall either all of the exhibitors or only the finalists for rail work.
  1. Exhibitors shall not be asked to mount and dismount.
  2. 9 & Under Bareback Horsemanship is walk/jog only. If the Show Committee desires the lope, it must be specified in advance on the entry form and show bill.
- D. All exhibitors in the age division of 13 & Under or 18 & Under shall run the same pattern posted for that class.
- E. **Tack and Attire.** May be western or hunt seat. See Rules 111 - 114.
- F. **Disqualifications.** See Rule 108.

#### **RULE 119. HUNT SEAT EQUITATION**

- A. **General.** Rider should have a workmanlike appearance, seat and hands light and supple, conveying the impression of complete control should any emergency arise.
- B. **Hand Position.** Hands should be over and in front of pony's withers, knuckles 30 degrees inside the vertical, hands slightly apart and making a straight line from the pony's mouth to the rider's elbow. The method of holding reins is optional and the bight of the reins may fall on either side. However, all reins must be picked up at the same time.
- C. **Basic Position.** The eyes should be up and shoulders back. Toes should be at an angle best suited to rider's conformation: ankles flexed in, heels down, calf of leg in contact with pony and slightly behind girth. Iron should be on the ball of the foot and must not be tied to the girth.

- D. **Position in Motion.** At the walk, the body should be vertical; sitting trot and canter, body slightly in front of the vertical; posting trot, inclined forward 20 degrees; hand galloping and jumping, inclination should be 30 degrees, with only the legs in contact with the saddle (two-point contact).
- E. **Mounting and Dismounting.** To mount, take up reins in left hand and place hand on withers. Grasp stirrup leather with right hand and insert left foot in stirrup, toe in girth and mount. To dismount, rider may either step down or slide down. The size of the rider must be taken into consideration.
- F. **Class Routine.** At the option of the judge, exhibitors may be asked to work patterns individually, and then the judge may recall either all of the exhibitors or only the finalists for rail work.
- G. **Additional Tests.** Tests may be performed either collectively or individually. Instructions must be publicly announced. All exhibitors in the age division of 13 & Under or 18 & Under shall run the same pattern posted for that class.  
 9 & Under Hunt Seat Equitation may use only tests 1 and 3.
  - 1. Halt (4 to 6 seconds) and/or back.
  - 2. Hand gallop with or without a halt.
  - 3. Figure 8 at trot, demonstrating change of diagonals. At left diagonal, rider should be sitting the saddle when left front leg is on the ground; at right diagonal, rider should be sitting the saddle when right front leg is on the ground; when circling clockwise at a trot, rider should be on left diagonal; when circling counterclockwise, rider should be on the right diagonal.
  - 4. Figure 8 at canter on correct lead, demonstrating simple change of lead. (This is a change whereby the pony is brought back into a walk or trot and restarted into a canter on the opposite lead.) Figures to be commenced in the center of two circles so that one change of lead is shown.
  - 5. Ride without stirrups (dropped irons should be crossed over front of saddle), or drop and pick up stirrups.
  - 6. Dismount and mount individually.
  - 7. Figure 8 at canter on the correct lead demonstrating flying change of lead.
  - 8. Execute a serpentine at a trot on the correct diagonal and/or canter on the correct lead demonstrating simple or flying changes of lead. (A series of left and right half circles off the center of imaginary line.)
  - 9. Change leads on a line demonstrating a simple or flying change of lead.
- H. 9 & Under Hunt Seat Equitation is walk/trot only. If the Show Committee desires the canter, it must be specified in advance on the entry form and show bill.
- I. **Tack and Attire.** See Rules 113 and 114.
- J. **Disqualifications.** See Rule 108.

#### **RULE 120. HUNT SEAT EQUITATION OVER FENCES**

- A. Hunt Seat Equitation Over Fences may be run at a separate location and concurrently with other classes. The Show Committee or judge may designate a qualified person(s) over the age of 18 to judge the jumping classes. Judges cards **MUST** be signed by the person judging the class. **There must be one judge for each show being held (e.g., if three A shows are being held, there must be three judges).**
- B. This class is judged on the rider's hands, legs, position, balance, aids and control of the pony over fences. **The purpose of this class is to evaluate the rider's correctness and ability over fences, not the pony. Only the effect the rider has on the pony is to be considered. How a rider elects to ride the course, the pace and approach to the jumps are used to evaluate the rider's judgment and ability. Refer to Rule 119 regarding the position of the rider.**
- C. **Fence Heights.** Jumps heights to be measured at the center of the jumps. Spreads shall not be greater than the height for that age group.



1. 9 & Under, Minimum 12" – Maximum 18" (cross rails encouraged)
2. 10-13 and 13 & Under, Minimum 18" – Maximum 24"
3. 14-18 and 18 & Under, Minimum 24" – Maximum 30"
4. All exhibitors in the age division of 13 & Under or 18 & Under shall run the same pattern posted for that class.

#### **D. Judging**

1. The performance begins when the pony enters the ring.
2. Riders should enter the ring at a walk or trot, and may make the transition to canter from halt, walk or trot before approaching the first fence. Circling once upon entering the ring (courtesy circle) is permissible. If a rider steps into the wrong lead for one or two strides only before or on the courtesy circle, it is noted on the scoresheet, which may be used as a tie breaker in the event of a ride of equal quality and score. Riders should proceed around the course keeping an even cantering pace throughout.
3. At the end of the course, rider must obtain the correct lead to properly turn around the end of arena before breaking into the final trot circle. The class is not over until the exhibitor trots a circle and walks out of the ring. Riders should leave the arena at a walk unless otherwise instructed.
4. Except for refusals and knockdowns, jumping faults of the pony are not to be considered unless it is the fault of the rider's ability.
5. If a refusal occurs in a double or triple fence, riders must re-jump all obstacles of the combination.
6. In case of knockdowns, the judge will determine a base score for each competitor's performance, and a knockdown penalty of will be deducted from the base score. See Rule 131.R, Table of Faults.
7. In cases of broken equipment, the rider may choose to continue without penalty or may voluntarily withdraw and be eliminated. In the case of loss of shoe by pony, rider may either continue without penalty or voluntarily withdraw and be eliminated. In the case of loss of headgear or unbuckling of chinstrap anywhere in the arena, rider must stop immediately and will be eliminated.
8. Outside assistance will be penalized at the judge's discretion, up to and including elimination.
9. See scoresheet on the POAC website for additional judging criteria.

#### **E. Course Diagrams and Obstacles**

1. Courses must be posted at least one hour before the scheduled time of the class. If a time is stated, classes may not be started prior to that time without permission of all exhibitors in that class.
2. Courses should consist of a minimum of four fences and require at least eight jumping efforts and include at least one change of direction. No lines should be drawn on the course diagram showing the route to be taken.
3. A ground line is required for each take-off side of an obstacle that will be jumped in the course.
4. Jumps should be similar to those found in the hunt field. Refer to Rule 132.E-F regarding hunter courses, obstacles and course requirements. The course should allow the rider to be judged on their ability to establish and maintain an even hunting pace.
5. It is recommended to offer this class after its corresponding Hunter Over Fences class.
6. At least one practice jump should be available in the warm-up area.

#### **F. Disobediences, Major Faults and Eliminations.** Refer to Rule 131.M-Q for descriptions of these.

1. **Disobediences and Major Faults**
  - a. A refusal.
  - b. Knockdown.
  - c. Loss of stirrup(s).
  - d. Loss of reins.
  - e. Trotting while on course when not part of test.
  - f. Run-out or loss of forward movement.
  - g. Counter-canter.
  - h. Crossfire.
  - i. Incorrect diagonal.
2. **Eliminations.** The following result in elimination:
  - a. Three cumulative refusals.
  - b. Fall of pony and/or rider.
  - c. Off course.
  - d. After the knockdown of an obstacle that must be re-jumped during the course, jumping the obstacle before it is reset or without waiting for a signal to proceed.
  - e. Failure to wear ASTM/SEI approved headgear, failure to fasten chinstrap, or loss of headgear (must remain in place on top of the head) anywhere on course (rider must stop course immediately).
- G. At the judge's discretion, any or all contestants may be called back to perform at a walk, trot and canter, or to execute any tests listed for Hunt Seat Equitation (Rule 119).
- H. **Tack and Attire.** Hunt Seat Tack and Attire are required. See Rules 113 and 114.
- I. For General Disqualifications, see Rule 108.

#### **RULE 121. SHOWMANSHIP AT HALTER**

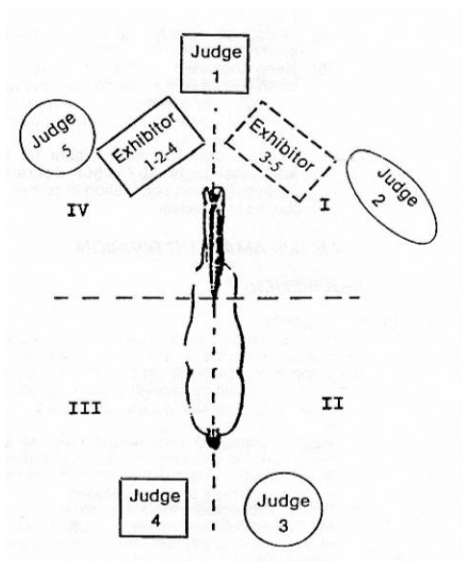
- A. Showmanship class shall be judged strictly on the exhibitor's ability to fit and show a pony at halter. The pony is merely a prop to demonstrate the ability and preparation of the exhibitor. The ideal showman is poised, confident, neatly attired leading a well-groomed and conditioned pony that quickly and efficiently performs the requested pattern with promptness, smoothness and precision. Showmanship is not a halter class and should not be judged as such.
- B. In Leadline 6 & Under Showmanship, the person accompanying the exhibitor must be at least 14 years old. They shall remain near the exhibitor and assist the exhibitor only if any safety issues arise. Stallions of any age are prohibited from being shown in Leadline Showmanship. Trot is optional at the discretion of the Show Committee and must be printed on the show bill if required for this class.
- C. The patterns to be worked should be posted at least one hour prior to the beginning of the class; if the judge requires additional work for consideration of final placings, the finals pattern may also be posted. All ties will be broken at the judge's discretion.
- D. **Class Routine**
  1. All exhibitors may enter the ring and then work individually, or each exhibitor may be worked from the designated gate individually.
  2. The judge must have exhibitors set up the pony squarely for inspection at some time during the class.
  3. The following maneuvers are considered acceptable:
    - a. Lead the pony at a walk, trot or extended trot.
    - b. Stops.
    - c. Turns of 90 (1/4), 180 (1/2), 270 (3/4), 360 (full turn) degrees or any combination or multiple of these turns. (Exception: Leadline exhibitors will not have combinations or multiples of these turns.)
    - d. Back in a straight line or curved line.

## **E. Overall Appearance of Exhibitor and Pony**

### **1. Appearance and Position of Exhibitor**

- a. Appropriate western attire must be worn; clothes and person are to be neat and clean. The use of artificial aids is prohibited.
  - b. Exhibitors should be poised, confident, courteous and genuinely sportsmanlike at all times, quickly recognizing and correcting faults in the positioning of the pony. The exhibitor should continue showing the pony until the class has been placed or they have been excused, unless otherwise instructed by the judge. The exhibitor should appear businesslike, stand and move in a straight, natural and upright manner, and avoid excessive unnatural or animated body positions.
  - c. The exhibitor must lead on the pony's left side holding the lead shank in the right hand near the halter with the tail of the lead loosely coiled in the left hand unless requested by the judge to show the pony's teeth. The excess lead should never be tightly coiled, rolled or folded. When leading, the exhibitor should be positioned between the eye and the mid-point of the neck, referred to as the leading position.
  - d. The position of the exhibitor when executing a turn to the right is the same as the leading position except that the exhibitor should turn and face toward the pony's head and have the pony move away from them to the right.
  - e. When executing a back, the exhibitor should turn from the leading position to face toward the rear of the pony with the right hand extended across the exhibitor's chest and walk forward beside the pony with the pony moving backward.
  - f. When setting up the pony for inspection, the exhibitor should stand angled toward the pony in a position between the pony's eye and muzzle, and should never leave the head of the pony. It is recommended, but not mandatory, that exhibitors use the "Quarter Method" when presenting the pony. The exhibitor should maintain a position that is safe for themselves and the judge. The position of the exhibitor should not obstruct the judge's view of the pony and should allow the exhibitor to maintain awareness of the judge's position at all times. The exhibitor should not crowd others when setting up side-by-side or head-to-tail. When moving around the pony, the exhibitor should change sides in front of the pony with minimal steps and should assume the same position on the right side of the pony that he had on the left side.
- (1)** The Quarter Method involves drawing imaginary lines dividing the pony into four equal quadrants. See illustration. (Quadrants are numbered I, II, III, IV for ease of identification.) One line runs across the pony just behind the withers. The other imaginary line runs from head to tail. When the pony is squarely set up for inspection, the exhibitor takes his proper position in quadrant IV. As the judge moves to quadrant I, the exhibitor should stay in quadrant IV. When the judge moves on to quadrant II, the exhibitor moves to the proper position in quadrant I. When the judge moves to quadrant III, the exhibitor moves back to quadrant IV. As the judge moves to quadrant IV, the exhibitor once more moves to quadrant I. The exhibitor should never stop in the unsafe location directly in front of the pony. When the judge returns to his position in front of the pony, the exhibitor should return to quadrant IV, and await instructions from the judge.

- g. Leading, backing, turning, and initiating the set up should be performed from the left side of the pony. At no time should the exhibitor stand directly in front of the pony. The exhibitor should not touch the pony with his hands or feet, or visibly cue the pony by pointing his feet at the pony during set up.



## 2. Appearance of the Pony

- a. The pony's body condition and overall fitness should be assessed. The hair coat should be clean, well-brushed and in good condition. The mane, tail, forelock and wither tuft may not contain ornaments (ribbons, bows, etc.), but may be banded. The length of mane and tail may vary, as long as they are neat, clean and free of tangles. The mane should be even in length or may be roached, but the forelock and tuft over the withers must be left. The bridle path, eyebrows and long hair on the head and legs may be clipped, except where government regulations prohibit. A sparse mane and tail shall not be discriminated against. Tail extensions, etc., are permitted. Also see Rule 90.
- b. Hooves should be properly trimmed and if shod, the shoes should fit correctly and clinches should be neat. Hooves must be clean and may have clear polish or clear hoof dressings applied or be shown naturally.
- c. Tack should fit properly and be neat, clean and in good repair.

## F. Performance

1. The exhibitor should perform the work accurately, precisely, smoothly, and as quickly as possible. The pony should lead, stop, back, turn, and set up willingly, briskly and readily with minimal visible or audible cueing. Failure to follow prescribed pattern, knocking over or working on the wrong side of the cones, or severe disobedience will not result in a disqualification, but should not place above an exhibitor that completes the pattern correctly. Excessive schooling or training, willful abuse or loss of control of the pony by the exhibitor shall be cause for disqualification.
2. The pony should be led directly to and away from the judge in a straight line and track briskly and freely at the

prescribed gait as instructed. The pony's head and neck should be straight and in line with the body.

3. The stop should be straight, prompt, smooth and responsive with the pony's body remaining straight.
4. The pony should back up readily with the head, neck and body aligned in a straight line.
5. On turns of 90 degrees or greater, the ideal turn consists of the pony pivoting on the right hind leg while stepping across and in front of the right front leg with the left front leg. An exhibitor should not be penalized if his pony performs a pivot on the left hind leg, but an exhibitor whose pony performs the pivot correctly should receive more credit.
6. The pony should be set up quickly with the feet squarely underneath the body. The exhibitor does not have to reset a pony that stops square.

#### **G. Faults**

1. Poorly groomed, conditioned or trimmed pony.
2. Dirty, ragged, or poorly or ill-fitted halter or lead.
3. Poor or improper position of exhibitor.
4. Excessive stiff, artificial, or unnatural movement around pony or when leading.
5. Continuous holding of the chain portion of the lead, or lead shank tightly coiled around hand or dragging the ground.
6. Changing hands or placing both hands on the lead, except when preparing to show the pony's teeth.
7. Drifting of pony while being led.
8. Pony stopping crooked or dropping a hip out when stopping, setting up or standing.
9. Backing, leading or turning sluggishly or crooked.
10. Pony not set up squarely or requires excessive time to set up.
11. Failure to maintain a pivot foot during turn or stepping behind right front leg with left front leg when turning to the right.
12. Pony holding head and/or neck crooked when leading, stopping or backing.
13. Failure to perform maneuvers at designated markers, but pony is on pattern.

#### **H. Severe Faults**

1. Leading on the off or right side of the pony.
2. Complete failure to move around pony by exhibitor and obstructing judge's view.
3. Exhibitor touching the pony or kicking or pointing his feet at the pony's feet during set up.
4. Standing directly in front of the pony.
5. Omission or addition of maneuvers.
6. Knocking over a cone.
7. Working on the wrong side of the cones.
8. Severe disobedience including rearing or pawing, pony kicking at other ponies, exhibitor or judge; or pony continuously circling the exhibitor.

#### **I. Disqualifications**

1. Loss of control of pony that endangers exhibitor, other ponies or exhibitors, or judge, including the pony escaping from the exhibitor.
2. Failure to wear the correct back number.
3. Willful abuse.
4. Excessive schooling or training or use of artificial aids.

#### **J. Tack. See Rule 100.**

- K. **Attire.** Exhibitors, and the person accompanying the exhibitor in Leadline Showmanship, must be neatly dressed in western clothes consisting of western boots, western hat, long-sleeved shirt with a collar and long pants. Vests and coats are optional.
- L. **Disqualifications** as above. Also see Rule 108.

**RULE 122 IS RESERVED FOR A FUTURE RULE IN THIS SECTION.**

## **NON-TIMED DIVISION RULES**

### **RULE 123. WESTERN PLEASURE**

- A. Ponies are to be shown at a walk, jog and lope both ways of the ring in all age divisions, except for the walk/trot classes listed in Rule 105 and in Adult Non-Pro W/J and Walk-Trot Division classes. Ponies shall back in a straight line (at the judge's discretion, finalists only may be required to back). They shall not be asked to extend the lope. Ponies are to be shown on a loose rein without undue restraint.
- B. The class is judged on the pony only, 60% on performance, 30% on conformation and 10% on appointments.
- C. The ideal pleasure pony should carry its head in a position that is normal for its type and no lower than level. Reasonably loose reins with light contact should be maintained at all times. The western pleasure pony should be a pleasure to ride and a free, natural mover.
  - 1. **Major Faults.** Carrying the head in such a position that the point of the ears is lower than the withers, being flexed behind the vertical, and moving exceptionally slowly at any gait.
- D. **Tack and Attire.** See Rules 111 and 112.
- E. **Disqualifications.** See Rule 108.

### **RULE 124. TRAIL**

- A. Trail classes may be run at a separate location and concurrently with other classes. The Show Committee or judge may designate a qualified person(s) over the age of 18 to judge this class. Judges cards **MUST** be signed by the person judging the classes. When multiple shows are run concurrently, each show **MUST** have a separate judge.
- B. This class will be judged on the performance of the pony over obstacles, with emphasis on manners, response to rider and attitude.
- C. Credit will be given to ponies negotiating the obstacles with style, without hesitancy, and to ponies showing the capability of picking their own way through the course when obstacles warrant it, and willingly responding to a rider's cues on more difficult obstacles.
- D. In Leadline Trail, the person leading the pony should not aid the rider. He should assist only to keep the pony under control.
- E. Ponies shall be penalized for any unnecessary delay while approaching the obstacles. Ponies with artificial appearance over obstacles should be penalized.
- F. Except for Junior ponies shown with a hackamore, bosal or snaffle bit, only one hand may be used on the reins, except that it is permissible to change hands to work an obstacle. While the pony is in motion, the rider's hands shall be clear of the pony and saddle.
- G. Ponies must not be required to work on the rail. The course must be designed, however, to require each pony to show three gaits (walk, jog and lope) somewhere between obstacles as a part of its work and will be scored as a maneuver. At the discretion of the Show Committee, 9 & Under riders may be asked to show at a walk and jog only. Leadline riders will show at the walk only.
- H. The gait between obstacles shall be at the discretion of the Show Committee.

- I. Scoresheets should be made available for the judge's use and may be downloaded from the POAC website.
- J. The course must be posted at least one hour before the scheduled time of the class. All exhibitors in the age division of 13 & Under or 18 & Under shall run the same pattern posted for that class.
- K. **Disqualifications.** The following will result in disqualification from the class; a disqualification results in a score of 0 for the course:
  1. Not doing the obstacles in the prescribed order.
  2. Missing or not attempting an obstacle.
  3. Failure to complete an obstacle.
  4. Failure to be in prescribed gait or on correct lead.
  5. Illegal equipment.
  6. Willful abuse.
  7. More than one finger between reins, except when changing hands to work an obstacle.
  8. Obviously cueing the pony on the neck to lower the head.
  9. Major disobedience: rearing, schooling, etc.
  10. Three refusals/evades on an obstacle.
  11. For General Disqualifications, see Rule 108.
- L. When setting the course, it should be kept in mind the idea is not to trap the pony or eliminate it by making an obstacle too difficult. All courses and obstacles are to be constructed with safety in mind so as to eliminate any accidents. If difficult courses are set, Junior trail should be less difficult. When measuring the distances and spaces between obstacles, the normal path of the pony should be the point of measurement. Enough space must be provided for a pony to jog (at least 30') and lope (at least 50') for the judges to evaluate gaits.
- M. If disrupted, the course shall be reset after each pony has finished the course.
- N. **Acceptable Obstacles.** At least six obstacles must be used:
  1. Opening, passing through and closing a gate (losing control of the gate is to be penalized).
  2. In Leadline Trail, riders may pass through an open gate or may be required to work the gate. Losing control of the gate is not to be penalized.
  3. Ride over at least four logs or poles. These can be in a straight line, curved, zigzag or raised. The space between the logs is measured and the path the pony takes is the measuring point. The space between walk-overs shall be 20" to 24"; trot-overs 3' to 3'6"; lope-overs 6' to 7'.
    - a. Walk-overs may be elevated to 12" and should be a minimum of 22" apart.
    - b. Trot-overs and lope-overs may be elevated to 8", except that trot-overs and lope-overs cannot be elevated for In-Hand Trail and 9 & Under Trail.
    - c. The height should be measured from the ground to the top of the obstacle. All elevated elements must be placed in a cup, notched block, or otherwise secured so they cannot roll.
  4. Backing obstacles to be spaced a minimum of 28" apart. If elevated, 30" spacing between poles is required. Entrants cannot be asked to back over a stationary object such as a wooden pole or metal bar.
    - a. Back through/around at least three markers.
    - b. Back through L, V, and U, straight, or similar shaped course. Poles may be elevated no more than 24".
  5. Water hazard (ditch or small pond). No metal or slick-bottom boxes will be used.
  6. Serpentine obstacles at walk or jog. Spacing to be a minimum of 6' for jog.
  7. Carry object from one part of arena to another (only objects that reasonably might be carried on a trail ride may be used).

8. Ride over wooden bridge (suggested minimum width is 3' wide and at least 6' long). Bridge shall be sturdy and safe.
9. Put on and remove slicker.
10. Remove and replace materials from mailbox.
11. Sidepass (pole may be elevated to 12" maximum).
12. An obstacle consisting of four logs or rails, each 5' to 7' long, laid in a square. Each contestant will enter the square by riding over log or rail as designated. When all four feet are inside the square, rider should execute a turn, as indicated, and depart.
13. Any other safe and negotiable obstacle that could reasonably be expected to be encountered on a trail ride and meets approval of the judge may be used.
14. A combination of two or more of any obstacle is acceptable.

**O. Unacceptable Obstacles**

1. Tires.
2. Animals.
3. Hides.
4. PVC pipe.
5. Dismounting.
6. Jumps.
7. Rocking or moving bridges.
8. Water box with floating or moving parts.
9. Flames, dry ice, fire extinguishers, etc.
10. Logs or poles elevated in a manner that permits such to roll.
11. Ground ties.
12. No walk-overs on tarps, plastic or carpet.

- P.** The judge must walk the course and has the right and duty to alter the course by removing or changing any obstacle that they deem unsafe or non-negotiable. If at any time a trail obstacle is deemed unsafe by the judge, it shall be repaired or removed from the course. If it cannot be repaired and ponies have completed the course, the score for that obstacle shall be deducted from all previous works for that class.

- Q. Tack and Attire.** Western Tack and Attire or Hunt Seat Tack and Attire is acceptable. See Rules 111 - 114.

**RULE 125. YEARLING AND TWO YEAR OLD IN-HAND TRAIL**

**A. General Rules**

1. These classes are open to Tentative registered yearling and 2 year old POAs.
2. These classes are open to any age exhibitor.
3. Classes may be broken down: yearlings and 2 year olds; yearlings; 2 year olds. Fillies, colts and geldings will show together.
4. Current POAC Rules and Regulations apply.
5. The above rules apply to in-hand trail classes at all shows.
6. A pony may be shown in In-Hand Trail or ridden, but not both, at any one show.

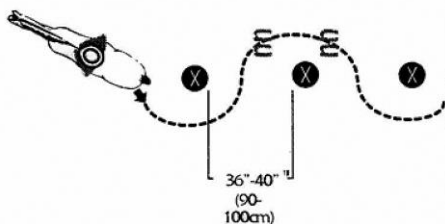
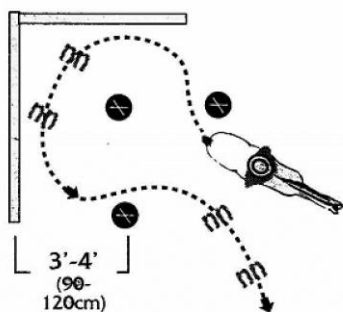
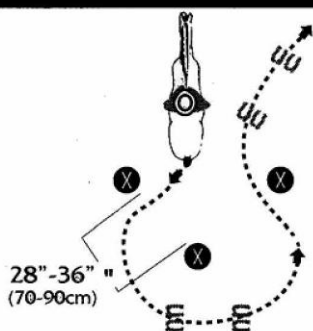
**B. Class Routine**

1. The class will be judged on the performance of the pony over obstacles, with emphasis on manners and way of going.
2. Credit will be given to ponies negotiating the obstacles with style, without hesitancy and willingly responding to the handler's cues.
  - a. Special credit should be given to handlers who can negotiate obstacles without entering the obstacle or touching the pony.
3. Ponies shall be penalized for any unnecessary delay while approaching the obstacles.
4. The course must be posted at least one hour before the scheduled time of the class.
5. Pony is to be led through the course with the exhibitor on the pony's left side. The exhibitor should be positioned

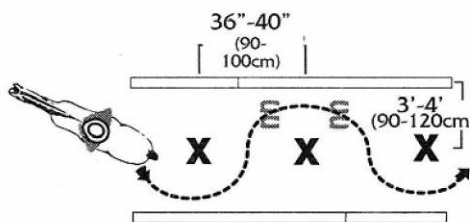


- between the eye and the mid-point of the neck. Exhibitor may change sides to negotiate obstacles.
6. Scoresheets should be made available for the judge's use and may be downloaded from the POAC website.
  7. The following will result in a no score on a particular obstacle but does not mean disqualification from the class:
    - a. Doing obstacle differently than described on the pattern.
    - b. Missing or not attempting an obstacle.
  8. The following shall be penalized at judge's discretion:
    - a. Leading pony in front or ahead of him.
    - b. Entering an obstacle with the pony, except serpentines, triangular back-throughs, gates or other obstacles in which the handler must enter to work the obstacle.
    - c. Touching pony with hand or foot in attempt to cue the pony.
  9. The following will result in disqualification:
    - a. Not doing the obstacles in prescribed order.
    - b. Illegal equipment.
    - c. Willful abuse.
    - d. Major disobedience: rearing, schooling, etc.
    - e. Three refusals/evades on an obstacle.
    - f. Also see Rule 108.
  10. If disrupted, the course shall be reset after each pony has finished the course.
  11. At least six obstacles must be used. Those may be selected from the list in Rule 124, except as follows:
    - a. There shall be no cantering on the course.
    - b. When opening and closing the gate, only the left hand should be used.
    - c. Handler should walk beside the bridge.
    - d. On back-throughs that are L shaped, straight or U shaped, the handler should stay on the outside of the obstacle.
    - e. On V-shaped back-throughs, the handler should stand on the outside of the V; on a V walk-through, the handler should stand on the inside of the V.
    - f. On triangular barrels back-throughs or serpentine back-throughs, the handler is allowed to enter the obstacle.
    - g. On straight trot-overs or walk-overs, the handler should be on the outside of the poles.
    - h. On 360 degree turns inside a box of poles, handler is allowed to step inside the corners of the box.
    - i. Walk-overs and trot-overs may be in a half circle or fan shaped. The handler may work outside the half circle or stand at the apex of the half circle on the inside.
  12. Unacceptable obstacles are listed under Rule 124.
  13. The judge must walk the course and has the right and duty to alter the course by removing or changing any obstacle that they deem unsafe or non-negotiable. If at any time a trail obstacle is deemed unsafe by the judge, it shall be repaired or removed from the course. If it cannot be repaired and ponies have completed the course, the score for that obstacle shall be deducted from all previous works for that class.
- C. **Tack and Attire.** May be shown in either western or hunt seat attire. See Rules 112 and 114.
1. Ponies must be shown in a halter, regular or show type is acceptable. The lead shank may be a regular type or show type. Shank may have a chain, which may be used over the nose, under the chin or through the lead ring on the halter and snapped back to the chain next to the lead strap.
  2. Lip chains are strictly forbidden.

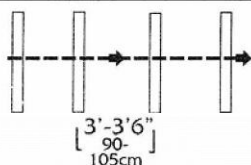
## Back Through and Around Three Markers



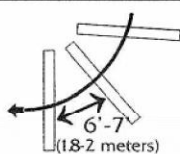
## Back Through and Around Three Markers



## Trot Overs, Lope Overs

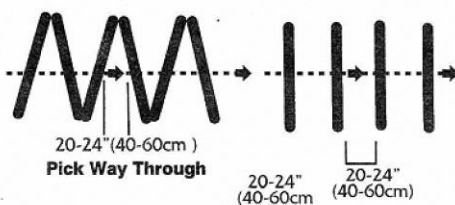


**Trot Over Poles**



**Lope Over Poles**

## Walk Overs

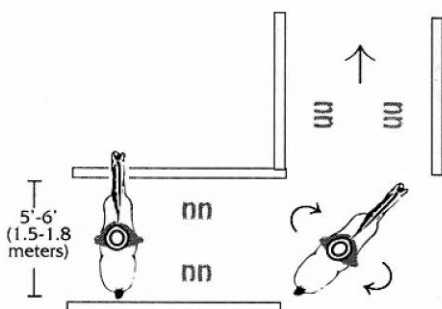


**Pick Way Through**

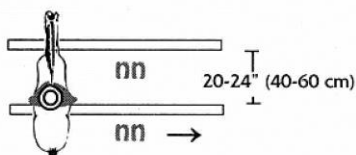


**Curved**

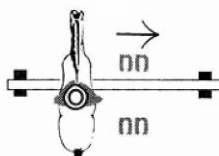
## Variations of Sidepass



**SIDEPASS RIGHT, TURN RIGHT**  
**SIDEPASS LEFT**

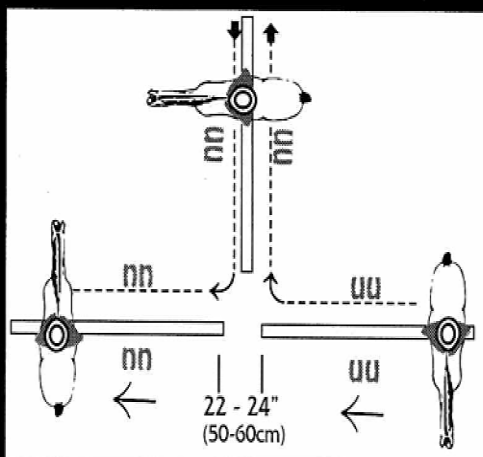


**FRONT FEET INSIDE OR**  
**BACK FEET INSIDE**

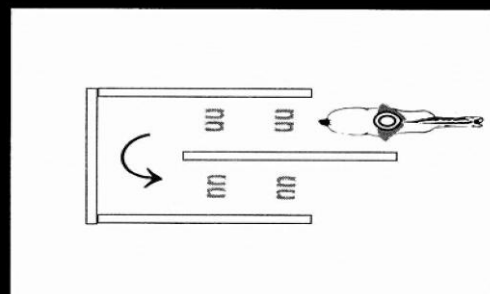
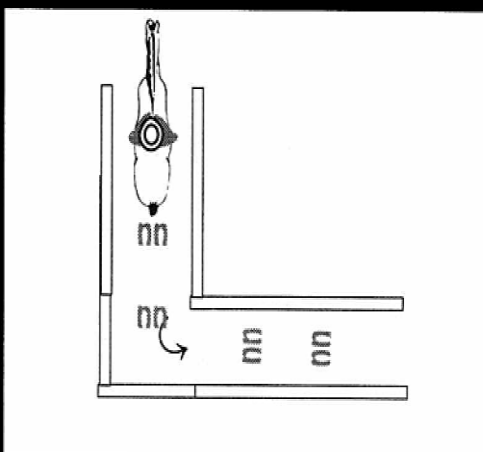


**RAISED OBJECT**  
no more than 12" (30 cm)

## Variations of Sidepass

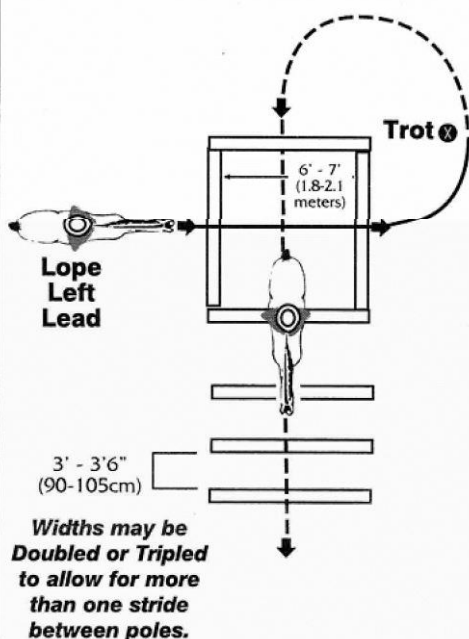


## Variations of L Back Through



# Trot Overs, Lope Overs & Walk Overs

Can use  
Walk Overs, Trot Overs  
& Lope Overs in One Class



## **RULE 126. RANCH DIVISION**

### **A. General Ranch Division Rules**

The purpose of Ranch Division classes is to demonstrate the ability of the POA to be a pleasure to ride while also being of use in completing tasks that might be carried out on a working ranch. Ponies shall demonstrate the attitude, versatility, and movement of a working ranch pony riding beyond the confines of an arena. The POA should be well-trained, relaxed, responsive, soft and cadenced in all gaits and maneuvers, being willingly guided on light contact without displaying any resistance. Ponies should not be shown with a full drape of reins. The ideal ranch POA should have a natural ranch appearance from head to tail in each gait and maneuver.

1. Ranch Division classes are optional at all levels of shows, with classes being pointed in four divisions: 18 & Under Walk/Trot/Lope, 18 & Under Walk/Trot, 19 & Over Walk/Trot/Lope, and 19 & Over Walk/Trot. Ranch Riding W/T/L counts for National Year-End Awards and for individual class points toward the ROM in Ranch Riding and ROM(NT). Ranch Riding, along with the other Ranch Division classes -- Ranch Conformation, Ranch Trail, Ranch Reining and Ranch Rail Pleasure -- count for the Versatile Ranch Pony Award (see Rule 157).
2. Classes must be split as 18 & Under and 19 & Over at minimum, but additional age divisions may be added at the discretion of the Show Committee. Leadline Ranch classes are not permitted. Riders may not cross-enter in Walk/Trot and Walk/Trot/Lope classes at the same show.
3. Ponies must be 3 years and older to enter Ranch Division classes. A pony must have Tentative or Permanent registration with the POAC to receive national points.
4. Ponies are permitted to cross-enter Ranch Division classes and Western Division classes.
5. Ranch classes may be run at a separate location and concurrently with other classes at a show. The Show Committee or judge may designate a qualified person over the age of 18 to judge these classes. Judges cards MUST be signed by the person judging the classes. When multiple shows are run concurrently, each show MUST have a separate judge.
  - a. If Ranch classes are held as a standalone show, Ranch Trail is the only class that may be run concurrently in a separate location, and all other classes must be held in the designated main arena.
6. The five Ranch Division classes (Ranch Riding, Ranch Rail Pleasure, Ranch Trail, Ranch Reining, Ranch Conformation) may be held as a standalone IBC show, and will NOT have to meet the minimum class requirements in Rule 63.A, and no additional halter classes will be required. It is highly recommended that judges at a standalone show have experience in Ranch classes or are carded judges.
7. While the pony is in motion, hands shall be clear of the pony and saddle, except that it is permissible to hold the saddle horn with either hand.
8. Only one hand may be used on the reins, except for Junior ponies showing in an accepted snaffle bit or hackamore/bosal, or when using a romal. (Also see Rule 111.F and I, and see Ranch Reining, H.4 following.) One finger may be placed between the reins when using split reins. Changing of rein hand is not permitted, except when changing of rein hand is needed to work an obstacle in Ranch Trail.
9. For Ranch Riding, Ranch Trail and Ranch Reining, patterns must be posted at least one hour before the start of class.

### **B. Gaits/Maneuvers**

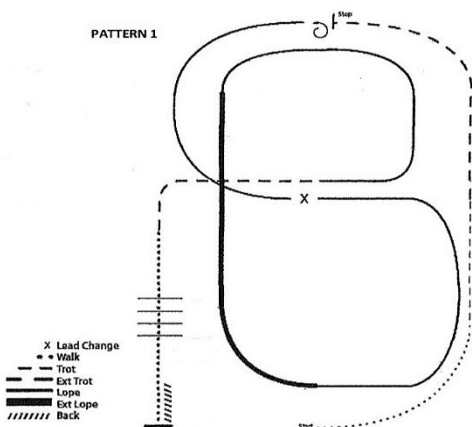
1. **Walk.** The walk is a natural, flat-footed, four-beat gait that is rhythmic and ground-covering. Ponies should display a level or slightly above-level topline exhibiting a bright, attentive expression.
2. **Trot.** The trot is a natural two-beat gait. The trot should be more forward moving than the western jog.

3. **Extended Trot.** Ponies should demonstrate an obvious lengthening of their stride and increase in pace. Ponies should have an above-level topline and bright, attentive expression.
  4. **Lope.** The lope is a smooth, relaxed, three-beat gait with a natural, forward-moving stride.
  5. **Extended Lope.** Ponies should display an obvious lengthening of stride and increase in pace while maintaining an above-level topline and bright, attentive expression. The extended lope is not a race.
  6. **360 Turns.** Turns should be smooth and efficient.
  7. **Back.** Ponies should back in a relaxed manner, soft in the bridle, not gaping at the mouth or bracing.
  8. Riders may post the extended trot, stand in the stirrups with or without holding the saddle horn, or sit the gait. Standing at the extended lope is also acceptable.
- C. **Ranch Division Tack and Attire**
1. **Attire.** See Rule 112, Western Attire. Attire should be neat and clean. Working attire is strongly encouraged; however, show attire may be worn with no penalty.
  2. **Tack.** See Rule 111, Western Tack. Working tack is strongly encouraged. Equipment with silver will not be counted over good working tack.
  3. Hoof polish, braided or banded manes, tail extensions, and silver bridles and saddles are highly discouraged at state level shows and are NOT allowed at Regional and above level shows. Trimming inside the ears is discouraged at all levels.
  4. It is permitted to trim the fetlocks, long facial hair and bridle path.
  5. In Ranch Division classes (with the exception of Ranch Conformation), the use of shin and/or bell boots on the front legs and standard sliding or rundown boots on rear fetlocks is allowed, at the option of the exhibitor.
- D. **Ranch Division Classes.** Classes include the following, which shall be offered for 18 & Under and 19 & Over exhibitors:
1. Ranch Riding W/T/L
  2. Ranch Riding W/T
  3. Ranch Rail Pleasure W/T/L
  4. Ranch Rail Pleasure W/T
  5. Ranch Trail W/T/L
  6. Ranch Trail W/T
  7. Ranch Conformation - W/T/L Division
  8. Ranch Conformation - W/T Division
  9. Ranch Reining W/T/L only (W/T exhibitors may not enter Ranch Reining)
- E. **Ranch Riding**
- This is a pattern class that is judged on the pony's ability to work each part of the pattern correctly and efficiently with a free, forward motion.
1. **Class Requirements**
    - a. Each pony shall work individually, performing each maneuver. Exhibitors will be scored on the basis of 0 to 100 with 70 denoting an average performance.
    - b. No time limit on the pattern.
    - c. Ponies must display free-flowing, ground-covering gaits and should complete transitions with smoothness and responsiveness where designated in the pattern.
  2. **Class Routine**
    - a. **Walk/Trot/Lope Ranch Division.** Exhibitors are required to complete the following maneuvers: walk, trot and lope in both directions; extended trot and extended lope in at least one direction; stop; and back.
      - (1) Walk/Trot/Lope exhibitors are required to include at least 13 maneuvers (10 required maneuvers listed here in Sec. 2.a, and 3 optional maneuvers from Sec. 2.c.).



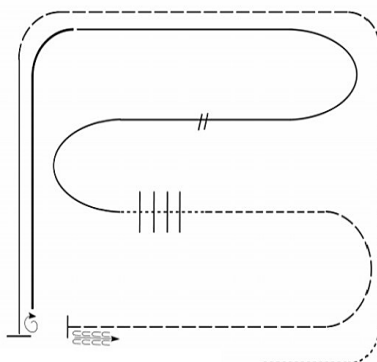
- b. **Walk/Trot Ranch Division.** Exhibitors are required to complete the following maneuvers: walk and trot in both directions; extended trot in at least one direction; stop; and back.
          - (1) Walk/Trot exhibitors are required to include 8 maneuvers (7 required maneuvers included here in Sec. 2.b, and an optional maneuver as appropriate from Sec. 2.c.).
        - c. **Optional maneuvers** may include turns of 360 degrees or more; walk, trot or lope over log(s); changes of lead (simple or flying); sidepass; or combination of maneuvers that would resemble activities completed by a working ranch pony. Use of cattle is permitted, if indicated in the pattern. The judge has final say in optional maneuvers offered.
- 3. **Patterns**
  - a. Approved Ranch Riding patterns are in the POAC Handbook and may be posted on the POAC website.
  - b. Approved POAC patterns may be used; however, the judge is permitted to offer a different pattern that includes the requirements listed in Sec. 2 above.
  - c. Maneuvers may be arranged in various combinations with final approval by the judge.
  - d. Placing a stop after an extended lope is not recommended.
- 4. **Penalties**
  - a. **1 point**
    - (1) Too slow, per gait, per maneuver.
    - (2) Over-bridled.
    - (3) Out of frame.
    - (4) Break of gait at walk or trot for 2 strides or less.
    - (5) Split log at the lope.
  - b. **3 points**
    - (1) Break of gait at walk or trot for more than 2 strides.
    - (2) Break of gait at lope.
    - (3) Wrong lead or out of lead.
    - (4) Draped reins.
    - (5) Out of lead or cross-firing more than 2 strides when changing leads.
    - (6) Trotting more than 3 strides when completing a simple lead change.
    - (7) Severe disturbance of obstacle.
  - c. **5 points**
    - (1) Blatant disobedience (kick, bite, buck, rear, etc.).
    - (2) Use of either hand to instill fear or praise.
  - d. **10 points**
    - (1) Unnatural ranch horse appearance (pony's tail is obviously and consistently held at an unnatural position throughout the entirety of pattern). One-time penalty. Example: A seemingly dead tail that merely dangles and does not show normal carriage or response.
  - e. **Off Pattern.** Placed below exhibitors performing all maneuvers.
    - (1) Elimination of maneuver.
    - (2) Incomplete maneuver.
  - f. **Disqualifications**
    - (1) Illegal equipment.
    - (2) Willful abuse.
    - (3) Major disobedience or schooling.
    - (4) For General Disqualifications, see Rule 108.
  - g. No specific penalties will be incurred for nicks/hits of logs and over/under turns, but a deduction may be made in the maneuver score.

## Ranch Riding Patterns – W/T/L Division



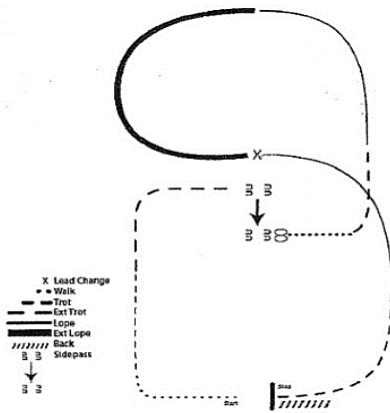
1. Walk
2. Trot
3. Extended trot to top of the arena, stop
4. 360 degree turn to the left
5. Lope left lead half circle to the center of arena
6. Change leads (simple or flying)
7. Right lead half circle
8. Extended lope right lead up the long side of the arena
9. Collect lope around the top of the arena and to center
10. Extended trot around corner
11. Walk over logs
12. Stop and back

### RANCH RIDING PATTERN 2



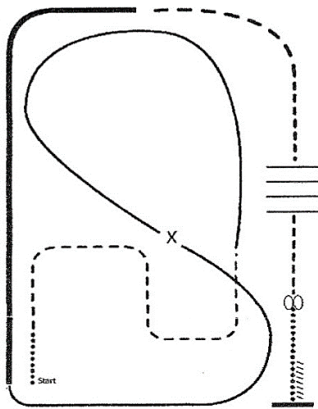
1. Walk
2. Trot
3. Extended trot
4. Lope left lead
5. Stop, 1-1/2 turn right
6. Extended lope
7. Collect to a working lope, right lead
8. Change leads (simple or flying) and lope left lead
9. Walk
10. Walk over logs
11. Trot
12. Extended trot
13. Stop and back

### RANCH RIDING PATTERN 3



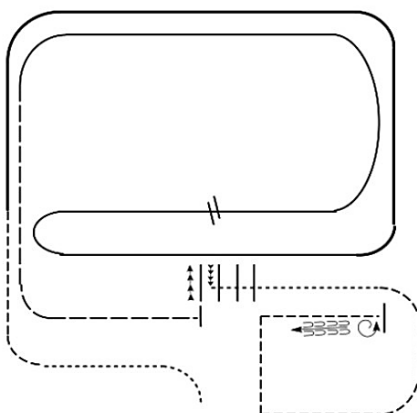
1. Walk to the left around corner of arena
2. Trot
3. Extended trot along the side of arena and around corner to center
4. Stop, sidepass right
5. 360 degree turn each direction, either way first (R-L or L-R)
6. Walk
7. Trot
8. Lope left lead
9. Extended lope
10. Change leads (simple or flying)
11. Collect lope
12. Extended trot
13. Stop and back

### RANCH RIDING PATTERN 4



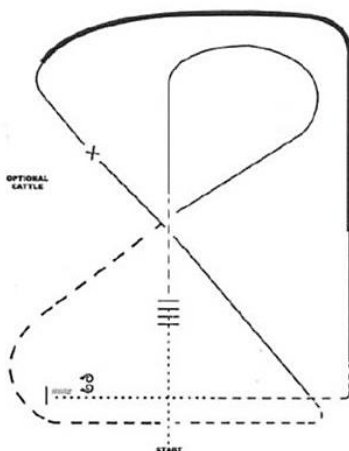
1. Walk
2. Trot serpentine
3. Lope left lead around top of arena and then diagonally across arena
4. Change leads (simple or flying)
5. Lope right lead around end of arena
6. Extended lope on straightaway and around corner to center of the arena
7. Extended trot around corner
8. Collect to a trot
9. Trot over logs
10. Stop, 360 degree turn each direction (R-L or L-R)
11. Walk, stop, and back

# RANCH RIDING PATTERN 5



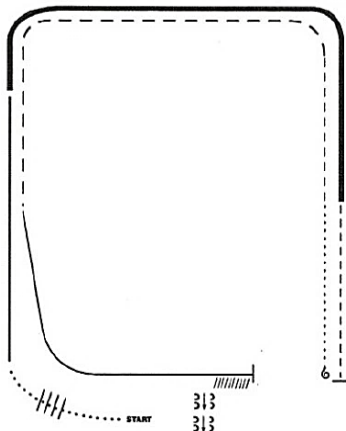
1. Walk
2. Trot
3. Extended lope right lead
4. Lope right lead
5. Change leads (simple or flying)
6. Lope left lead
7. Extended trot
8. Stop. Sidepass log left, sidepass right halfway
9. Walk over logs
10. Walk
11. Trot square
12. Stop, 360 degree turn left, back

# RANCH RIDING PATTERN 6



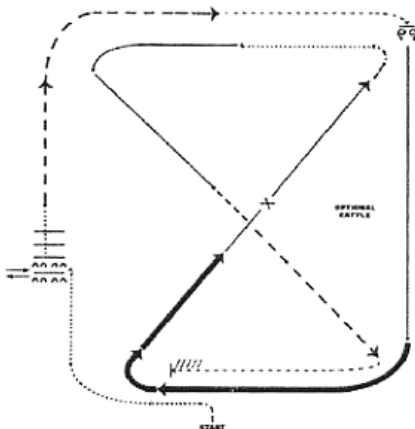
1. Walk
2. Walk over logs
3. Trot
4. Lope right lead
5. Extended trot
6. Trot
7. Lope left lead
8. Change leads (simple or flying)
9. Extended lope right lead
10. Collect lope
11. Trot
12. Walk
13. Stop and back
14. 360 degree turn each direction (R-L or L-R)

# RANCH RIDING PATTERN 7



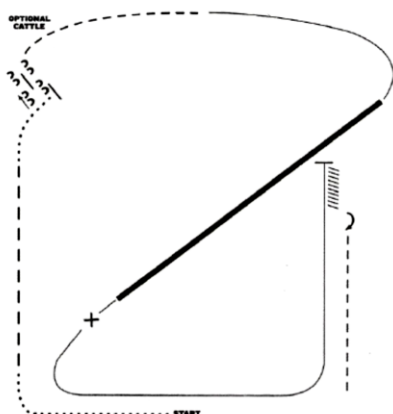
1. Walk
2. Walk over logs
3. Lope right lead
4. Extended lope right lead
5. Trot
6. Stop, 1-1/2 turn right
7. Walk
8. Trot
9. Extended trot
10. Lope left lead
11. Stop and back
12. Sidepass right

# RANCH RIDING PATTERN 8



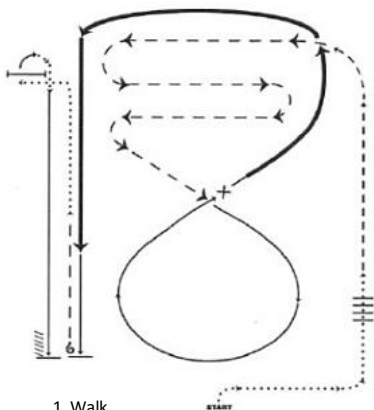
1. Walk
2. Sidepass left across first log, then sidepass right halfway
3. Walk over logs
4. Extended trot
5. Trot
6. Stop, 360 degree turn each direction (R-L or L-R)
7. Lope right lead
8. Extended lope right lead
9. Collect to lope, change leads (simple or flying) and lope left lead
10. Walk
11. Lope left lead
12. Extended trot
13. Trot
14. Stop and back

## RANCH RIDING PATTERN 9



1. Walk
2. Extended trot
3. Walk
4. Stop, sidepass log left
5. Trot
6. Lope right lead
7. Extended lope right lead
8. Collect to lope and change leads (simple or flying)
9. Lope left lead
10. Stop and back
11. 180 degree turn to the right
12. Trot

## RANCH RIDING PATTERN 10



1. Walk
2. Walk over logs
3. Trot
4. Extended trot serpentine
5. Lope right lead
6. Change leads (simple or flying)
7. Extended lope left lead, then collect lope
8. Stop, 1-1/2 turn either direction
9. Trot
10. Walk to gate
11. Right-hand push gate
12. Walk, then lope left lead
13. Stop and back

**F. Ranch Rail Pleasure**

Ponies should display the versatility, attitude and cadence of a working ranch pony while also appearing to be a pleasure to ride. Ponies should have a natural head carriage and show at a forward, working speed, simulating the look of a ranch pony needing to cover long distances, softly and quietly. The ideal ranch pony must be responsive to its rider and complete smooth and timely transitions when prompted.

1. Ponies are permitted to cross-enter Ranch Rail Pleasure and Western Pleasure.
2. Ponies moving at an extended trot are permitted to be collected to a trot before moving into the lope. Judges are aware additional cues may be needed when transitioning from the extended lope to extended trot. Ponies are permitted to collect to a trot and then into the extended trot to complete the transition from extended lope to extended trot. Ponies completing this transition in three strides calmly and obediently will be rewarded.
3. **Class Routine**
  - a. Walk/Trot/Lope exhibitors must work both directions at walk, trot and lope. Extended trot and extended lope are required for at least one direction.
  - b. Walk/Trot exhibitors must work both directions at the walk and trot. Extended trot is required for at least one direction.
4. **Penalties.** Exhibitors will receive a penalty each time the following occur, based on the severity of the infraction:
  - a. Too slow, per gait.
  - b. Over-bridled, per direction.
  - c. Out of frame.
  - d. Draped reins.
  - e. Break of gait at walk or trot for 2 strides or less / break of gait for 2 strides or more.
  - f. Break of gait at lope.
  - g. Wrong lead or out of lead.
  - h. Out of lead or cross-cantering for more than 2 strides.
  - i. Trotting more than 3 strides when taking lead.
  - j. Blatant disobedience (kick, bite, buck, etc.).
  - k. Major disobedience or schooling.
  - l. Spurring in front of cinch.
  - m. Use of either hand to instill fear or praise.
  - n. For General Disqualifications, see Rule 108.

**G. Ranch Trail**

The purpose of Ranch Trail is to demonstrate a pony's ability to effectively manage and navigate through a series of obstacles similar to those that may be encountered in everyday ranch work. The pony/rider team will be scored on their ability to work together in completing a correct and efficient pattern. The ideal Ranch Trail pony should exhibit a well-mannered attitude and be responsive to the rider as the pattern is completed.

1. Ponies are permitted to cross-enter Ranch Trail and Trail.
2. **Class Requirements**
  - a. Each pony shall work individually. Exhibitors will be scored on the basis of 0 to 100 with 70 denoting an average performance.
  - b. No time limit on the pattern.
  - c. Ponies must not be required to work on the rail.
3. **Patterns.** The ideal Ranch Trail pony should display awareness and remain calm, attentive and patient while performing each obstacle. Ponies demonstrating attentiveness to obstacles will receive credit in maneuver scores. Unnecessary delays throughout the pattern will result in a penalty. Ticks, hits or clips of obstacles throughout the pattern will result in a lower maneuver score.
  - a. **Walk/Trot/Lope Division.** Must have at least 6 obstacles and no more than 12 obstacles. Patterns must include a walk, trot and lope; it is strongly encouraged to include extended gaits as well.

- b. **Walk/Trot Division.** Must have at least 6 obstacles and no more than 10 obstacles. Patterns must include a walk and trot; it is strongly encouraged to include an extended trot as well.
  - c. The walk may be included as part of the obstacle or scored with approaching obstacle. The trot must be at least 35' and be scored with approaching obstacle. The lope must be lead-specific, cover at least 50', and be scored with approaching obstacle.
  - d. When setting up patterns, individuals should be mindful to avoid obstacles that could be potentially harmful to exhibitors and their ponies and not creating obstacles that may trap or eliminate exhibitors because they are too difficult. An outdoor course is recommended if the terrain is deemed appropriate by the Show Committee.
  - e. Because courses can be lengthy, it is recommended that courses are designed to be completed in approximately 4 minutes or less.
  - f. The judge will walk through the course before the class begins and is responsible to remove or adjust any obstacles that may be deemed unsafe or unnecessary to the intent of the class. Any changes must be announced before the class and noted on the posted pattern.
  - g. In the event that a trail obstacle is deemed unsafe during the class, the obstacle will be removed and the score for the obstacle will be voided from all exhibitors' scores.
  - h. If disrupted, the course shall be reset after each pony has finished the course.
  - i. Each pattern must include 4 mandatory obstacles, with an obstacle from each category below. Exception: Walk/Trot patterns are not required to include an obstacle from Category 2, but must include an additional obstacle from one of the other categories. The course should be set up keeping in mind safety and the gait at which each obstacle must be navigated.
- (1) Category 1.** An obstacle that demonstrates a pony's ability to be maneuvered over or through an obstacle. Patterns must include at minimum one of the following obstacles:
- (a.)** Ride over at least 4 logs or poles. Items may be placed in a straight, zigzag, raised, curved, or combined formation and do not need to be measured, as objects on the trail are random. Show Management will consider the gait at which obstacle must be navigated to promote safety and forward movement. Lope-over logs/poles must be set at a minimum of 14' apart. Raised logs may be elevated up to 8". All elevated elements must be secured so they cannot roll.
  - (b.)** Wooden bridge. Ride over wooden bridge (recommended minimum width is 3' wide and at least 6' long). Bridge shall be sturdy and safe. Bridges may be navigated at a walk or trot. Rocking bridges are permitted, if constructed in such a way that obstacle cannot slide or roll, and will be navigated at a walk only.
  - (c.)** Serpentine obstacle. There is no specific measurement of spacing between obstacles, though Show Management should consider the gait at which obstacle will be navigated.
  - (d.)** Water obstacle (ditch or small pond). No metal or slick-bottom boxes may be



- used. Obstacle will be navigated at a walk only.
- (e.) Ride over or through brush, branches or other natural obstacles.
- (2) **Category 2.** An obstacle that demonstrates a pony/rider team's ability to work with an object or interact with livestock. Walk/Trot patterns are not required to include an obstacle from this category. Walk/Trot/Lope patterns must include at minimum one of the following obstacles:
- (a.) Drag an object. Ponies must demonstrate an ability to remain calm and in control throughout the entirety of obstacle, including preparation. Riders must dally rope around saddle horn (full dally or half dally). Rider and pony should not become tangled in the rope at any portion of the obstacle.
  - (b.) Handling of a rope. Riders may be asked to rope a steer head, throw a rope in front of the pony and recoil rope, swing a rope overhead, or throw a rope and back up while dragging the rope. Exhibitors will not be judged on their ability to handle a rope but on the pony's ability to calmly allow the rider to complete the task at hand. The Show Committee will supply a rope for exhibitors who do not have a rope.
  - (c.) Carry an object from one end of the arena to another. Objects must simulate objects that may be carried on a ranch.
  - (d.) Pick up a slicker, put it on and take it off.
  - (e.) Move live animals, be guided through live animals or ride past live animals in an enclosure. Animals should be those that would be encountered on a ranch (e.g., cows, goats or sheep).
- (3) **Category 3.** An obstacle that demonstrates a pony's ability to be maneuvered laterally. Patterns must include at minimum one of the following obstacles:
- (a.) Working a gate. Opening, passing through and closing gate. Gate must be well-constructed and safe for rider and pony. Use of a rope gate is not permitted.
  - (b.) Sidepass. Sidepass obstacles may be elevated up to 12".
  - (c.) Backing obstacle. Obstacle must include a curve, around obstacles, or a change in direction. Backing straight will not count toward a required Category 3 obstacle.
- (4) **Category 4.** An obstacle that demonstrates a pony's ability to be handled from the ground. If pony is shown in a bridle with romal reins, a neck rope (get-down rope) is permitted for the handling of the pony from the ground in Ranch Trail. Patterns must include at minimum one of the following obstacles:
- (a.) Ground tie (hobbles are allowed).
  - (b.) Mount and dismount. The Show Committee must have a mounting block in the arena for exhibitors who need to use a mounting block.
  - (c.) Work a gate while on foot.
  - (d.) Load into a trailer. Trailer must be hitched to a vehicle and have safe, secure footing.

- (e.) Pick up feet, minimum of at least one front foot and one back foot. Must be specified on the pattern how many and which feet to pick up.
  - (f.) Lead at a walk or trot.
- (5) **Additional Suggested Obstacles.** These obstacles will not count toward any Category 1-4 obstacle requirements. Additional obstacles to complete the course may include, but are not limited to:
  - (a.) Any additional obstacles from the required categories above.
  - (b.) Cross a natural ditch or ride up an embankment.
  - (c.) Remove and replace items from a mailbox.
  - (d.) Backing straight line obstacle.
  - (e.) Jumping an obstacle, 12" or less. Appropriate obstacles could include logs, cross rails covered in brush.
  - (f.) Objects representing live animals (e.g., duck decoy, roping steer head, hide, taxidermied animal), that would normally be encountered in an outdoor setting. Obstacles shall not be used in an attempt to spook a pony.
- (6) **Prohibited Obstacles.** These obstacles cannot be used in any Ranch Trail class:
  - (a.) Tarps.
  - (b.) Water obstacle with a slick bottom.
  - (c.) Tires.
  - (d.) PVC pipe used as an obstacle to ride over.
  - (e.) Logs elevated in such a way that they may roll and risk safety of pony and rider.
  - (f.) Rope gates.
  - (g.) Stuffed/plush animals or toys.
  - (h.) Painted poles may be used but are discouraged.
- 4. **Obstacle Scoring.** Each obstacle will be scored on the following basis, from plus 1-1/2 to minus 1-1/2:
  - a. Excellent: plus 1-1/2
  - b. Very good: plus 1
  - c. Good: plus 1/2
  - d. Correct: 0
  - e. Poor: minus 1/2
  - f. Very poor: minus 1
  - g. Extremely poor: minus 1-1/2
- 5. Obstacle scores and penalties are to be assessed independently of each other.
- 6. **Penalties**
  - a. **1 point**
    - (1) Each bite or stepping on: log, cone, plant, or any component of the obstacle.
    - (2) Break of gait at walk or trot for 2 strides or less.
    - (3) Split pole in lope-over.
  - b. **3 points**
    - (1) Break of gait at walk or trot for more than 2 strides
    - (2) Out of lead or break of gait at lope (except when changing incorrect lead).
    - (3) Knocking down or severely disturbing an obstacle.
    - (4) Stepping outside the confines of, falling or jumping out of obstacle (e.g., box, back through, water box) with one foot.

**c. 5 points**

- (1) Dropping slicker or object required to be carried in course.
- (2) Loss of control or letting go of gate, rope, drag or another item required to be handled.
- (3) First refusal, balk, or attempt to evade obstacle by backing away more than 2 steps.
- (4) Second refusal, balk or attempt to evade obstacle by backing away more than 2 steps.
- (5) Stepping outside the confines of, falling or jumping out of obstacle (e.g., box, back through, water box) with more than one foot.
- (6) Failure to demonstrate the correct lead or gait designated.
- (7) Failure to complete obstacle.
- (8) Use of either hand to instill fear or praise.
- (9) Blatant disobedience (kick, bite, etc.).

**d. Disqualifications**

- (1) Use of two hands on the reins. (Exception: when using a snaffle, bosal or romal reins.)
- (2) Illegal use of romal rein.
- (3) Exhibitor equipment failure that delays completion of the pattern. (Does not apply to failure of arena equipment.)
- (4) Navigating obstacles in different order than pattern states.
- (5) Missing or not attempting an obstacle.
- (6) Touching pony on the neck to lower head.
- (7) Riding outside designated boundary of course.
- (8) Entering, exiting or working obstacle in a different way than pattern designates.
- (9) Failure to perform correct line of travel within or between obstacles.
- (10) Third refusal, balk or attempt to evade obstacle by backing away more than 2 steps.
- (11) Illegal equipment
- (12) Willful abuse
- (13) For General Disqualifications, see Rule 108.

**7. Ranch Trail Tack and Attire**

- a. Ranch Trail exhibitors are encouraged to outfit their pony with a breast collar and back cinch for safety.
- b. Exhibitors are permitted to use romal reins with a get-down rope for the purposes of leading or working on the ground where required in the pattern. The get-down rope may be a neck rope with bosalita that is tied in a manner that will not slide or tighten on the pony's neck. The tail end (lead) of the neck rope may be attached to the front of the saddle with saddle strings or run through the rider's belt loop but should not be tied to the saddle horn.
- c. Also see Sec. C of this rule, Ranch Division Tack and Attire.

**H. Ranch Reining**

The purpose of Ranch Reining is to demonstrate a pony's ability to perform basic handling maneuvers while exhibiting an above-level head carriage in a forward-looking manner. The exhibitor/pony team will be scored on their ability to complete maneuvers with finesse, smoothness, quickness with controlled speeds that are exciting and pleasing to watch.

1. Ponies are permitted to cross-enter Ranch Reining and Reining.
2. There will **not** be Walk/Trot classes in Ranch Reining.
3. Any of the POAC-approved Ranch Reining patterns may be used. Approved patterns are included here and may be posted on the POAC website.
4. Exhibitors are permitted to straighten excess rein anytime during the pattern as long as the exhibitor's free hand remains behind the rein hand. However, attempting to

adjust tension of reins is considered using two hands on the reins, and is therefore a 5-point penalty.

**5. Penalties**

**a. 1/2 point**

- (1) Starting a circle at a trot or exiting a rollback at a trot for up to 2 strides.
- (2) Delayed change of lead by 1 stride where the lead change is required by the pattern description.
- (3) Failure to remain a minimum of 20' from the wall or fence when approaching a stop and/or rollback.
- (4) Over-spin/under-spin up to 1/8 turn.

**b. 1 point**

- (1) Out of lead in circles, figure 8s or around the end of arena (per 1/4 circle pony is out of lead).
- (2) Over-spin/under-spin 1/8 to 1/4 turn.
- (3) Slipping rein.

**c. 2 points**

- (1) Break of gait.
- (2) Freeze up in spins/rollbacks (per maneuver).
- (3) Failure to stop or walk before executing lope in patterns that require exhibitors to trot into the arena.
- (4) Failure to lope prior to the first marker on run-in patterns.
- (5) Failure to completely pass the specified marker before initiating a stop position.
- (6) Starting a circle at a trot or exiting a rollback at a trot beyond 2 strides but less than 1/2 circle or 1/2 the length of the arena.

**d. 5 points**

- (1) Blatant disobedience (kick, bite, buck, etc.).
- (2) Use of either hand to instill fear or praise.
- (3) Use of two hands on the reins (per maneuver). (Exception: when using a snaffle, bosal or romal reins.)
- (4) Placing more than one finger between split reins (per maneuver).
- (5) Placing one finger between romal reins (per maneuver).

**e. 10 points**

- (1) Unnatural ranch horse appearance (pony's tail is obviously and consistently held at an unnatural position throughout the entirety of pattern). One-time penalty. Example: A seemingly dead tail that merely dangles and does not show normal carriage or response.

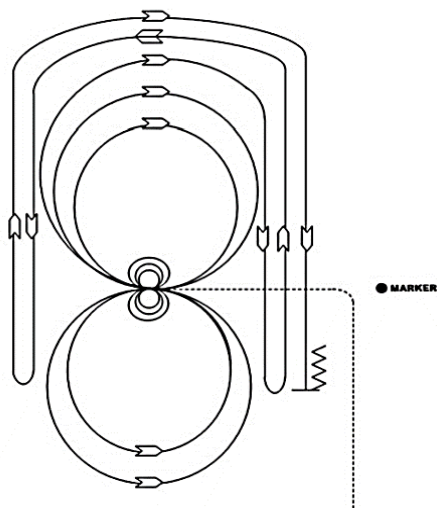
**f. Off Pattern.** Exhibitors going off pattern will not be placed above any exhibitor completing the pattern correctly. Examples of off-pattern penalties:

- (1) Breaking pattern.
- (2) Inclusion of maneuver (e.g., backing more than 2 steps when not required in the pattern, over- or under-spinning).
- (3) Leaving arena before pattern is complete.
- (4) Repeated blatant disobedience.

**g. Disqualifications**

- (1) Lameness.
- (2) Abuse of an animal in the show arena and/or evidence that an act of abuse has occurred prior to or during the exhibition of a pony in competition.
- (3) Disrespect or misconduct by exhibitor.
- (4) Illegal equipment or improper western attire.
- (5) Spurring pony in front of cinch.
- (6) Fall of pony or rider.
- (7) For General Disqualifications, see Rule 108.

## Ranch Reining Patterns

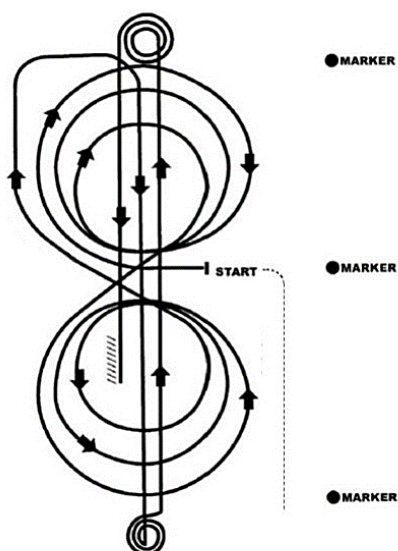


### RANCH REINING PATTERN 1

Mandatory markers: Along the arena fence or wall, the judge shall place a marker to indicate the center of the pattern.

Trot to center of the arena and stop.

1. Complete 3 spins in one direction. Hesitate.
2. Complete 3 spins in the opposite direction. Hesitate.
3. Beginning on the right lead, complete 2 large, fast circles to the right. Change leads at the center of the arena.
4. Complete 2 large, fast circles to the left. Change leads at the center of the arena.
5. Begin a large circle to the right, but do not close this circle. Run down the right side of the arena past the center marker and do a left rollback at least 20' from the wall or fence, no hesitation.
6. Continue back around the previous circle, but do not close this circle. Run down the left side of the arena past the center marker and do a right rollback at least 20' from the wall or fence, no hesitation.
7. Continue back around the previous circle, but do not close this circle. Run down the right side of the arena past the center marker and do a sliding stop at least 20' from the wall or fence. Back up at least 10'. Hesitate to show completion of the pattern.



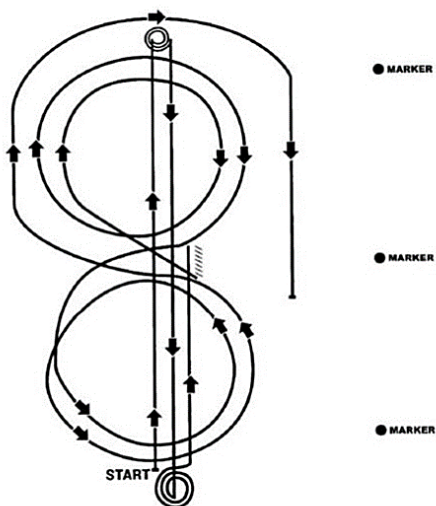
## RANCH REINING PATTERN 2

Mandatory markers: Along the arena fence or wall, the judge shall place a marker to indicate the center of the pattern; judge shall also place end markers at a sufficient distance from each end of the arena to accommodate the sliding stops and spins in the pattern.

Trot to the center of the arena and stop or walk before departure.

Start pattern facing the left wall/judge.

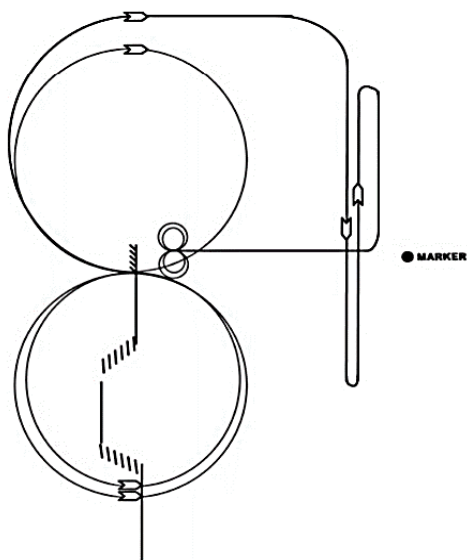
1. Beginning on the right lead, complete 3 circles to the right, the first 2 large and fast, the third small and slow. Change leads at the center of the arena.
2. Complete 3 circles to the left, the first 2 large and fast, the third small and slow. Change leads at the center of the arena.
3. Begin a large circle to the right, but do not close this circle. Run down the center of the arena, past the end marker, and do a sliding stop.
4. Complete 3-1/2 spins to the right.
5. Run up the center of the arena to the opposite end, past the end marker, and do a sliding stop.
6. Complete 3-1/2 spins to the left.
7. Run back to the middle of the arena, past the center marker, and do a sliding stop. Back up at least 10'. Hesitate to show completion of the pattern.



### RANCH REINING PATTERN 3

Mandatory markers: Along the arena fence or wall, the judge shall place a marker to indicate the center of the pattern; judge shall also place end markers at a sufficient distance from each end of the arena to accommodate the sliding stops and spins in the pattern.

1. Run up the center of the arena past the end marker and do a sliding stop.
2. Complete 3-1/2 spins to the left.
3. Run down to the opposite end of the arena, past the end marker and do a sliding stop.
4. Complete 3-1/2 spins to the right.
5. Run past the center marker and do a sliding stop. Back at least 10'. Complete 1/4 turn to the left, hesitate.
6. Beginning on the right lead, complete 2 circles to the right, the first circle small and slow, the second large and fast. Change leads at the center of the arena.
7. Complete 2 circles to the left, the first circle small and slow, the second large and fast. Change leads at the center of the arena.
8. Begin a large circle to the right, but do not close this circle. Run down the right side of the arena past the center marker and do a sliding stop at least 20' from the wall or fence. Hesitate to show completion of the pattern.



#### **RANCH REINING PATTERN 4**

Mandatory markers: Along the arena fence or wall, the judge shall place a marker to indicate the center of the pattern.

1. Enter arena at a sitting trot. Two-track left, trot straight, and then two-track right. (Two-track is moving the pony forward and laterally simultaneously. The pony's body is straight in the direction indicated, with the forehand and hindquarters on two distinct parallel tracks.)
  2. Extend the trot to the center of the arena. Stop and back, pivot 1/4 to the left.
  3. Beginning on the right lead, lope a fast circle. Change leads at the center of the arena.
  4. Lope 2 fast circles to the left. Change leads at the center of the arena.
  5. Begin a circle to the right, but do not close this circle. Lope along the arena wall or fence and do a left rollback, using the wall/fence for assistance.
  6. Lope straight along the wall or fence and do a right rollback using the wall/fence for assistance.
  7. Lope to the middle of the arena and stop.
  8. Complete 2 spins in one direction. Hesitate.
  9. Complete 2 spins in the opposite direction. Hesitate to show completion of pattern.
- Exit the arena at a trot.



I. **Ranch Conformation**

The purpose of Ranch Conformation is to select a pony that displays the positive traits to carry out various activities on a working ranch. Such traits include balance, structural correctness and natural, forward movement.

1. Shows offering Ranch Conformation must offer at least one other POAC-approved Ranch Division class.
2. Ranch Conformation will be held after the completion of all other Ranch classes.
3. Ponies entering Ranch Conformation must also compete in at least one other POAC-approved Ranch class. Exhibitors must show in the same division (age division, and W/T/L or W/T) that they are competing in for other Ranch classes.
4. Ponies are permitted to cross-enter Ranch Conformation and regular Halter.
5. **Ranch Conformation Classes**
  - a. Ranch Conformation - 18 & Under W/T/L Division
  - b. Ranch Conformation - 18 & Under W/T Division
  - c. Ranch Conformation - 19 & Over W/T/L Division
  - d. Ranch Conformation - 19 & Over W/T Division
6. Ponies of all ages, all sexes and all heights will be shown together. Per Rule 96.M, 9 & Under competitors are prohibited from exhibiting stallions 2 years and older in any class.
7. If an exhibitor has more than one pony in Ranch Conformation, exhibitors are permitted to designate handlers to present their additional ponies. Youth exhibitors must appoint another youth to present their additional ponies; adults may appoint a youth or another adult. Additional handlers must be designated prior to the start of the class and the announcer and ring steward must be notified.
8. **Class Routine.** Exhibitors will lead ponies one at a time to the judge at a walk. As the pony approaches, judge will step aside to enable exhibitor to trot with pony to a cone approximately 50' away. At the cone, pony will turn to the left and trot to the wall/fence. Exhibitors will line up head to tail for individual inspection by the judge. Judges shall inspect each pony from both sides, front and rear, placing the ponies in order of preference.
9. **Tack and Attire.** Ponies must be shown in working tack, to include rope or braided halter, nylon halter or plain leather halter. Also see Sec. C, Ranch Division Tack and Attire, for additional information on attire, and Rule 100, Halter Tack and Attire.

J. **Versatile Ranch Pony Award**

The Versatile Ranch Pony Award will be awarded in four divisions: 18 & Under W/T/L, 18 & Under W/T, 19 & Over W/T/L and 19 & Over W/T.

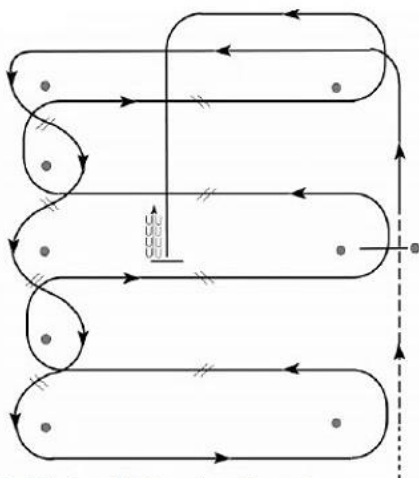
1. Classes included for 18 & Under W/T/L and 19 & Over W/T/L are Ranch Riding, Ranch Rail Pleasure, Ranch Trail, Ranch Conformation and Ranch Reining.
2. Classes for 18 & Under W/T and 19 & Over W/T are Ranch Riding, Ranch Rail Pleasure, Ranch Trail and Ranch Conformation.
3. See Rule 91 for tie-breaker and point designation procedures.

## **RULE 127. WESTERN RIDING**

- A.** Western Riding is an event where the pony is judged on quality of gaits, lead changes at the lope, response to the rider, manners and disposition. The pony should perform with reasonable speed, and be sensible, well-mannered, free and easy moving. Exhibitors must do a minimum of four flying lead changes at the National Congress, at other nationally sponsored shows and at Regional Shows.
- 1.** All exhibitors in the age division of 13 & Under or 18 & Under shall run the same pattern posted for that class.
- B.** Credit shall be given for and emphasis placed on smoothness, even cadence of gaits (i.e., starting and finishing the pattern with the same cadence), and the pony's ability to change leads precisely, easily and simultaneously both hind and front at the center point between markers. Lead changes, or lack of, are addressed under scoring below. The pony should have a relaxed head carriage showing response to the rider's hands, with a moderate flexion at the poll. Ponies may be ridden with light contact or on a reasonably loose rein. The pony should cross the log both at the jog and the lope without breaking gait or radically changing stride.
- C.** Except for Junior ponies shown with a hackamore or snaffle bit, only one hand is permitted on the reins.
- D. Tack and Attire.** See Rules 111 and 112.
- E. Disqualifications.** See disqualifications in J.5 below and Rule 108.
- F.** The judge or Show Committee will select one of the six patterns to be performed. The judge is responsible for the pattern being correctly set.
- G.** On the pattern:
- 1.** The small circles represent pylon markers which are recommended. These should be separated by a uniform measured distance of not less than 30' nor more than 50' on the sides with 5 markers (see diagram). In Pattern 1 and 4, the three markers on the opposite side should be set across from the appropriate markers. It is recommended that markers be set a minimum of 15' from the fence and with 50' to 80' widths in the pattern, as the arena permits.
- 2.** A solid log or pole should be used and be a minimum of 8' in length.
- 3.** The long serpentine line indicates the direction of travel and gaits at which the pony is to move. The recommended lead changing point is equal to 1/2 stride length before or after the center point between the markers. The dotted line (.....) indicates walk, the dashed line (----) jog, and the solid line (\_\_\_\_) lope.
- H.** Scoring will be on basis of 0 to 100, with 70 denoting an average performance.
- 1.** Scoring guidelines to be considered: points will be added or subtracted from the maneuvers on the following basis, ranging from plus 1.5 to minus 1.5; -1.5 extremely poor, -1 very poor, -.5 poor, 0 average, +.5 good, +1 very good, +1.5 excellent. Maneuver scores are to be determined independently of penalty points.
- I.** Scoresheets should be made available for the judge's use and may be downloaded from the POAC website.
- J.** A contestant shall be penalized each time the following occur:
- 1. 5 points**
- a.** Out of lead beyond the next designated change area. (Ex: Failure to change, including cross-cantering, at two consecutive change areas would result in 10 penalty points.)
- b.** Kicking out.
- c.** Blatant disobedience.
- 2. 3 points**
- a.** Not performing the specific gait (jog or lope) or stopping when called for in the pattern, within 10' of the designated area.

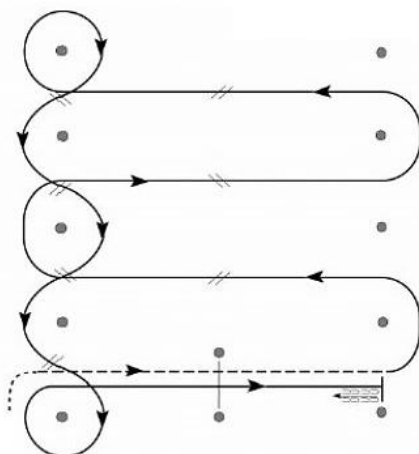
- b. Break of gait at the lope.
  - c. Simple change of leads.
  - d. Out of lead prior to the designated change from the cone to the previous change area or out of lead after designated change from the cone to the next designated change area.
  - e. Additional lead changes anywhere in pattern (except when correcting an extra change or incorrect lead).
  - f. In Pattern 1,3, and 4, failure to start the lope within 30' after crossing the log at the jog.
  - g. Break of gait at walk or jog of more than two strides.
3. **1 point**
- a. Break of gait at walk or jog up to two strides.
  - b. Hitting or rolling log.
  - c. Out of lead for more than one stride to the cone.
  - d. Splitting the log (log between the two front or two hind feet) at the lope.
4. **1/2 point**
- a. Tick or light touch of log.
  - b. Hind legs skipping or coming together during lead change.
  - c. Out of lead from 1/2 to one stride.
5. **Disqualifications - 0 score**
- a. Illegal equipment.
  - b. Willful abuse.
  - c. Off course.
  - d. Knocking over markers.
  - e. Completely missing log.
  - f. Major refusal - stop and back more than two strides or four steps with front legs.
  - g. Major disobedience: rearing, schooling, etc.
  - h. Failure to start lope prior to end cone in Pattern 1 and 4.
6. **Faults.** The following characteristics are considered faults and should be judged accordingly in maneuver scores:
- a. Opening mouth excessively.
  - b. Anticipating signals or early lead changes.
  - c. Stumbling.
7. **Credits**
- a. Changes of leads, hind and front simultaneously.
  - b. Changes at designated point.
  - c. Accurate and smooth pattern.
  - d. Even pace throughout.
  - e. Easy to guide and control with rein and leg.
  - f. Manners and fitness.

### PATTERN 1



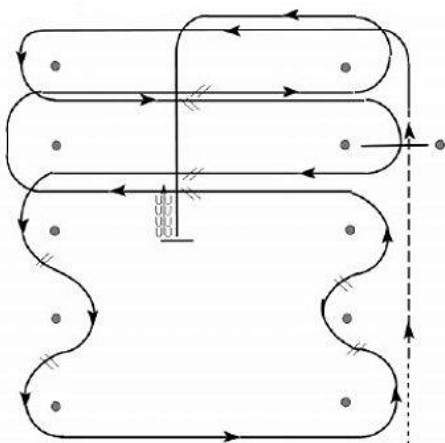
1. Walk at least 15' to first marker and jog over log.
2. Transition to left lead and lope around end.
3. First line change.
4. Second line change.
5. Third line change.
6. Fourth line change and lope around the end of the arena.
7. First crossing change.
8. Second crossing change.
9. Lope over log.
10. Third crossing change.
11. Fourth crossing change.
12. Lope up the center, stop and back.

### PATTERN 2



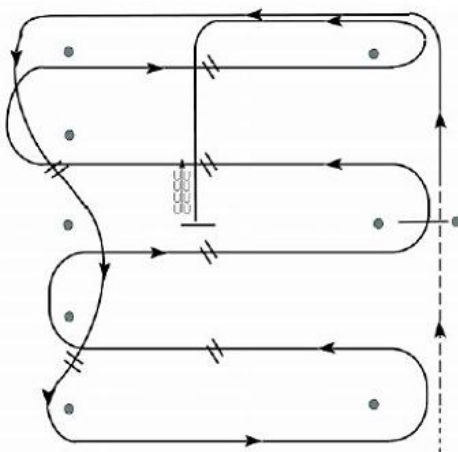
1. Walk, transition to jog, jog over log.
2. Transition to the lope, on the left lead.
3. First crossing change.
4. Second crossing change.
5. Third crossing change.
6. Circle and first line change.
7. Second line change.
8. Third line change.
9. Fourth line change and circle.
10. Lope log.
11. Lope, stop and back.

### PATTERN 3



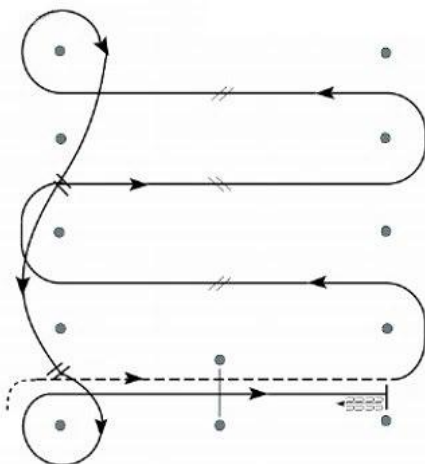
1. Walk half way between markers, transition to jog, jog over log.
2. Transition to the lope, on the left lead.
3. First crossing change.
4. Lope over log.
5. Second crossing change.
6. First line change.
7. Second line change.
8. Third line change.
9. Fourth line change.
10. Third crossing change.
11. Fourth crossing change.
12. Lope up the center, stop and back.

### PATTERN 4



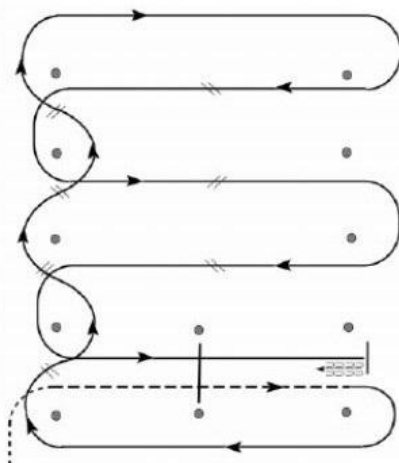
1. Walk at least 15' to first marker and jog over log.
2. Transition to left lead and lope around end.
3. First line change.
4. Second line change. Lope around end of arena.
5. First crossing change.
6. Second crossing change.
7. Lope over log.
8. Third crossing change.
9. Fourth crossing change.
10. Lope up the center, stop and back.

## PATTERN 5



1. Walk at least 15' to first marker, transition to jog, jog over log.
2. Transition to left lead lope.
3. First crossing change.
4. Second crossing change.
5. Third crossing change.
6. Circle and first line change.
7. Second line change and circle.
8. Lope log.
9. Stop and back.

## PATTERN 6



1. Walk, transition to jog, jog over log.
2. Transition to lope, on right lead around end.
3. First line change.
4. Second line change.
5. Third line change.
6. Fourth line change.
7. First crossing change.
8. Second crossing change.
9. Third crossing change.
10. Lope over log.
11. Lope, stop and back.

## **RULE 128. REINING**

- A.** Any one of the nine POAC-approved patterns may be used and is to be selected by the judge or Show Committee and used by all contestants in the class. Exception: 9 & Under must use Pattern **1** or **5** unless entering a 13 & Under or 18 & Under class.
- B.** A contestant will perform the required pattern individually and separately. To rein a pony is not only to guide him, but also to control his every movement. The best reined pony should be willingly guided or controlled with little or no apparent resistance and dictated to completely.
  - 1.** Any movement on his own must be considered a lack of control.
  - 2.** All deviations from the exact written pattern must be considered a lack of or temporary loss of control and therefore a fault that must be marked down according to severity of deviation.
  - 3.** Credit should be given for smoothness, finesse, attitude, quickness and authority of performing various maneuvers, while using controlled speed.
- C.** Scoring will be on the basis of 0 to Infinity, with 70 denoting an average performance.
- D.** Scoresheets should be made available for the judge's use and may be downloaded from the POAC website.
- E.** The following will result in a no score (disqualification):
  - 1.** Abuse of an animal in the show arena and/or evidence that an act of abuse has occurred prior to or during the exhibition of a pony in competition.
  - 2.** Use of illegal equipment, including wire on bits, bosal or curb chains.
  - 3.** Use of illegal bits, bosals or curb chains.
  - 4.** Use of tack collars, tie downs or nose bands.
  - 5.** Use of whips or bats.
  - 6.** Use of any attachment which alters the movement of or circulation to the tail.
  - 7.** Failure to present pony and equipment to the appropriate judge for inspection.
  - 8.** Disrespect or misconduct by the exhibitor.
  - 9.** The judge(s) may excuse a pony at any time while in the arena for unsafe conditions or improper exhibition pertaining to the pony and/or rider.
- F.** Excess rein may be straightened at any place a pony is allowed to be completely stopped during a pattern. When using a romal, use of the free hand while holding the romal to alter the tension or length of the reins is considered to be the use of two hands, and a score of 0 will be applied.
- G.** The following will result in a score of 0:
  - 1.** Use of more than index or first finger between reins.
  - 2.** Use of two hands (exception snaffle bit or hackamore classes designated for two hands) or changing hands.
  - 3.** Use of romal other than as outlined in Rule 102.
  - 4.** Failure to complete pattern as written.
  - 5.** Performing maneuvers other than in specified order.
  - 6.** The inclusion of maneuvers not specified, including, but not limited to:
    - a.** Backing more than two strides.
    - b.** Turning more than 90 degrees.Exception: a complete stop in the first quarter of a circle after a canter departure is not to be considered an inclusion of a maneuver; a 2 point break of gait penalty will apply.
  - 7.** Equipment failure that delays completion of pattern.
  - 8.** Balking or refusal of command where pattern is delayed.

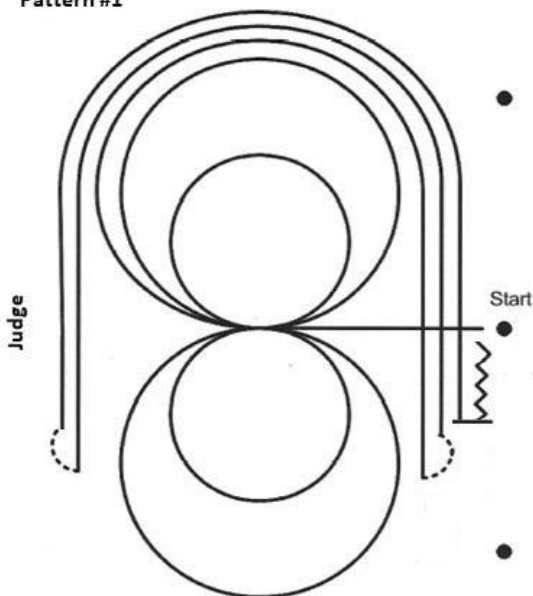
9. Running away or failing to guide where it becomes impossible to discern if the entry is on pattern.
10. Jogging in excess of 1/2 circle or half the length of the arena.
11. Overspins of more than 1/4 turn.
12. Fall to the ground by pony or rider.

**NOTE:** Neither a no score nor a 0 are eligible to place in a go-round or class, but a 0 may advance in a multi-go event while a no score may not.

- H. The following will result in a reduction of 5 points:
  1. Spurring in front of cinch.
  2. Use of either hand to instill fear or praise.
  3. Holding saddle with free hand.
  4. Blatant disobedience including kicking, biting, bucking, rearing and striking.
- I. The following will result in a reduction of 2 points:
  1. Break of gait.
  2. Freezing up in spins or rollbacks.
  3. On walk-in patterns, failure to stop or walk before executing a lope departure.
  4. On run-in patterns, failure to be in a lope prior to reaching the first marker.
  5. If a pony does not completely pass the specified marker before initiating a stop position.
- J. Starting or performing circles or eights out of lead will be judged as follows:
  1. Each time a pony is out of lead, a judge is required to deduct 1 point. The penalty for being out of lead is accumulative and the judge will deduct 1 penalty point for each quarter of the circumference of a circle or any part thereof that a pony is out of lead. A judge is required to penalize a pony 1/2 point for a delayed change of lead by one stride.
- K. Deduct a 1/2 point for starting circle at a jog or exiting rollbacks at a jog up to 2 strides. Jogging beyond 2 strides but less than 1/2 circle or 1/2 the length of the arena, deduct 2 points.
- L. Deduct 1/2 point for over or under spinning up to 1/8 turn; deduct 1 point for over or under spinning up to 1/4 turn.
- M. In patterns requiring a run-around, failure to be on the correct lead when rounding the end of the arena will be penalized as follows: for 1/2 turn or less, 1 point; for more than 1/2 turn, 2 points.
- N. There will be a 1/2 point penalty for failure to remain a minimum of 20' from wall or fence when approaching a stop and/or rollback.
- O. A judge may require a contestant to repeat the performance of any or all of the various parts of the pattern.
- P. All riders will ride to judge immediately after the performance for inspection of the bridle. The bridle must be checked by the judge in the arena or in close proximity to the arena. Failure to comply will result in a no score.
- Q. Judge shall place markers, or direct ring steward to place markers, along rail in the correct places for the pattern.
- R. Patterns should be worked as written, not as drawn.
- S. **Tack and Attire.** See Rules 111 and 112.
- T. **Additional Disqualifications.** See Rule 108.



### Pattern #1

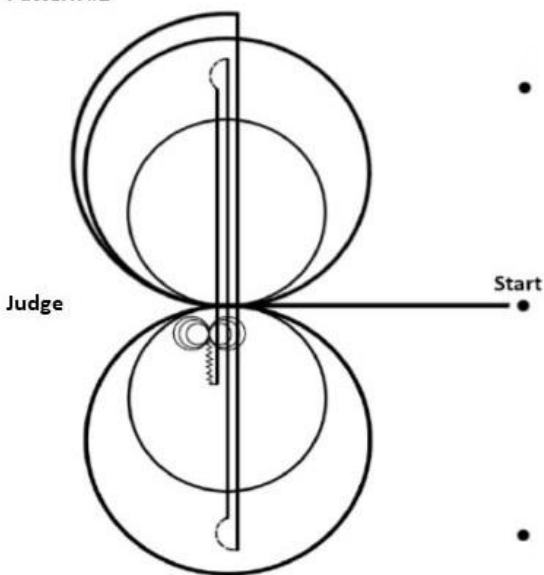


### Pattern 1

Begin at the center marker along the right side of the arena, facing the left wall or fence.

1. Starting to the right, complete a large figure 8 at a lope.
2. Complete a small figure 8 at a lope.
3. Change leads at the center of the arena, and begin a large circle to the right, but do not close the circle. Run straight down the right side of the arena staying at least 20' from the wall or fence, past the center marker, and do a left rollback, no hesitation.
4. Lope up the right side of the arena, circle the top of the arena and, staying at least 20' from the wall or fence, run down the left side of the arena, past the center marker, and do a right rollback, no hesitation.
5. Lope up the left side of the arena, circle the top of the arena and, staying at least 20' from the wall or fence, run down the right side of the arena, past the center marker, and do a sliding stop.
6. Back to the center marker. Hesitate to demonstrate completion of the pattern.
7. Walk to the judge for inspection and dismissal.

## Pattern #2

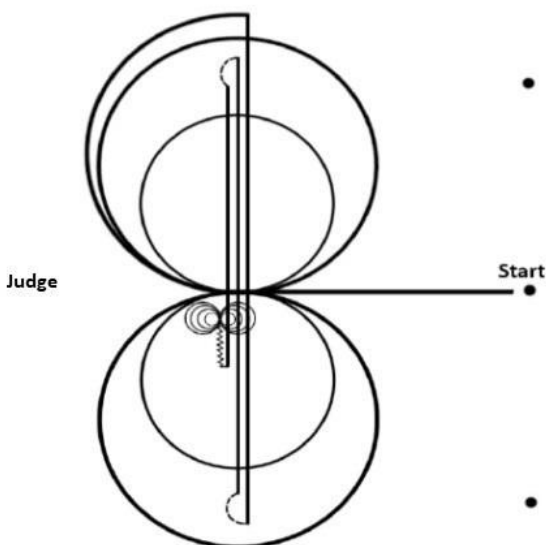


## Pattern 2

Begin at the center marker along the right side of the arena, facing the left wall or fence.

1. Starting to the right, complete a small figure 8 at a slow lope.
2. Complete a large figure 8 at a fast lope.
3. Change leads at the center of the arena, and begin a large circle to the right. At the top of the circle, run down the middle to the opposite end of the arena, past the end marker, and do a right rollback, no hesitation.
4. Run to the far end of the arena, past the end marker and do a left rollback, no hesitation.
5. Run past the center marker and stop.
6. Back to the center marker.
7. Complete 3 spins to the right.
8. Complete 3 spins to the left.
9. Walk to the judge for inspection and dismissal.

### Pattern #3



### Pattern 3

Begin at the center marker along the right side of the arena, facing the left wall or fence.

1. Starting on the right lead, complete 2 circles to the right, the first circle small and slow, the second large and fast.

2. Change leads at the center of the arena.

3. Complete 2 circles to the left, the first circle small and slow, the second large and fast.

4. Change leads at the center of the arena.

5. Begin a large circle to the right. At the top of the circle, run down the middle to the opposite end of the arena, past the end marker, and do a right rollback, no hesitation.

6. Run to the far end of the arena, past the end marker and do a left rollback, no hesitation.

7. Run past the center marker and stop.

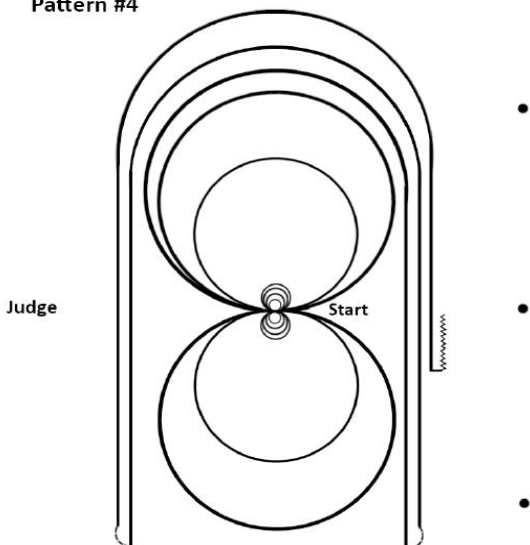
8. Back to the center marker.

9. Complete 4 spins to the right.

10. Complete 4 spins to the left.

11. Walk to the judge for inspection and dismissal.

## Pattern #4

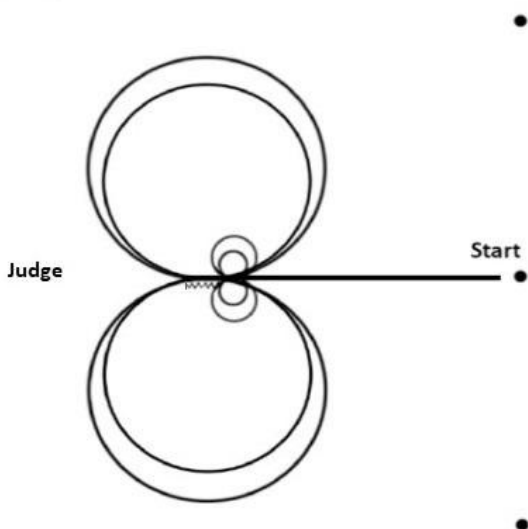


### Pattern 4

Begin at the center of the arena, facing the left wall or fence.

1. Complete 4 spins to the right.
2. Complete 4 spins to the left.
3. Starting to the right, complete a small figure 8 at a slow lope.
4. Complete a large figure 8 at a fast lope.
5. Change leads at the center of the arena, and begin a large circle to the right, but do not close the circle. Run down the right side of the arena staying at least 20' from the wall or fence, past the end marker, and do a left rollback, no hesitation.
6. Lope up the right side of the arena, circle the top of the arena and, staying at least 20' from the wall or fence, run down the left side of the arena, past the end marker, and do a right rollback, no hesitation.
7. Lope up the left side of the arena, circle the top of the arena and, staying at least 20' from the wall or fence, run down the right side of the arena, past the center marker, and do a sliding stop.
8. Back to the center marker. Hesitate to demonstrate completion of the pattern.
9. Walk to the judge for inspection and dismissal.

## Pattern #5

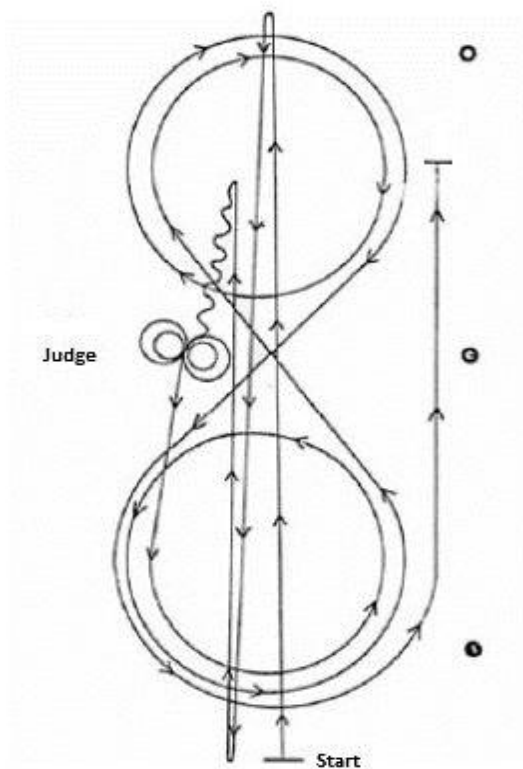


### Pattern 5 – 9 & Under Only

Begin at the center marker along the right side of the arena, facing the left wall or fence.

1. Lope 2 small circles to the right.
2. Change leads at the center of the arena (simple or flying lead change).
3. Lope 2 small circles to the left.
4. Stop in the middle of the arena and back at least 4 steps.
5. Complete 2 spins to the right.
6. Complete 2 spins to the left.
7. Walk to the judge for inspection and dismissal.

## Pattern #6

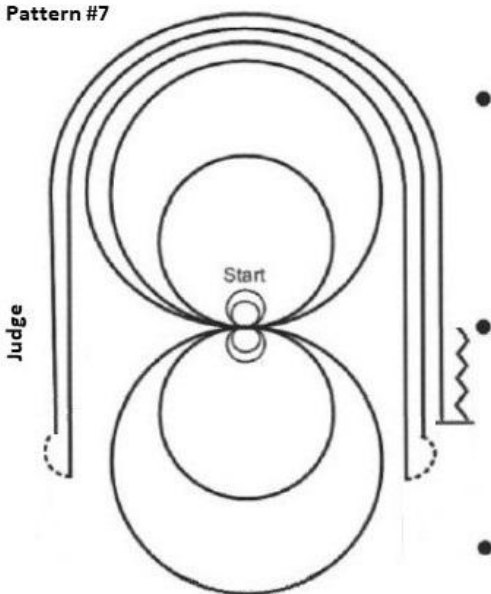


### Pattern 6

Ride pattern as follows:

1. Run at speed to the far end of the arena, past the end marker, and do a left rollback, no hesitation.
2. Run to the opposite end of the arena, past the end marker, and do a right rollback, no hesitation.
3. Run past the center of the arena, and do a sliding stop. Back straight to the center of the arena. Hesitate.
4. In the center of the arena, complete 2 spins to the right.
5. Complete 2-1/4 spins to the left, so that the pony is facing the left wall or fence. Hesitate.
6. Starting on the left lead, complete 2 circles to the left, the first circle small and slow, the second large and fast.
7. Change leads in the center of the arena.
8. Complete 2 circles to the right, the first circle small and slow, the second large and fast.
9. Change leads in the center of the arena, and begin a large, fast circle to the left. Do not close the circle and, staying at least 20' from the wall or fence, run straight down the right side of the arena, past the center marker, and do a sliding stop.
10. Hesitate to demonstrate completion of the pattern.
11. Walk to the judge for inspection and dismissal.

### Pattern #7



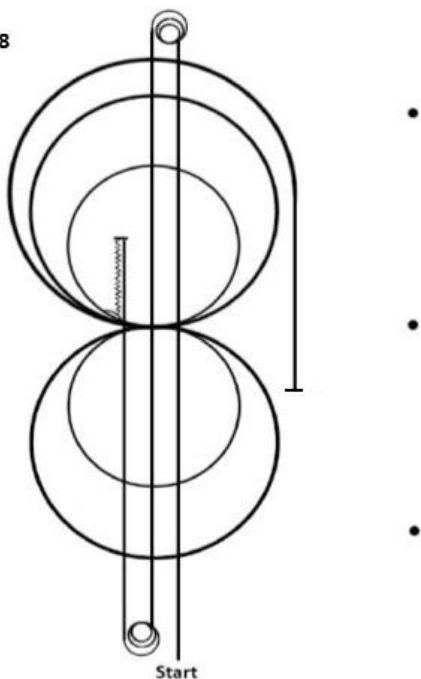
### Pattern 7

Begin at the center of the arena, facing the left wall or fence.

1. Complete 2 spins to the right.
2. Complete 2 spins to the left.
3. Starting on the right lead, complete 2 circles to the right, the first circle small and slow, the second large and fast.
4. Change leads at the center of the arena.
5. Complete 2 circles to the left, the first circle small and slow, the second large and fast.
6. Change leads at the center of the arena, and begin a large circle to the right, but do not close the circle. Run straight down the right side of the arena, staying at least 20' from the wall or fence, past the center marker, and do a left rollback, no hesitation.
7. Lope up the right side of the arena, circle the top of the arena and, staying at least 20' from the wall or fence, run down the left side of the arena, past the center marker, and do a right rollback, no hesitation.
8. Lope up the left side of the arena, circle the top of the arena and, staying at least 20' from the wall or fence, run down the right side of the arena, past the center marker, and do a sliding stop.
9. Back to the center marker. Hesitate to demonstrate completion of the pattern.
10. Walk to the judge for inspection and dismissal.

### Pattern #8

Judge



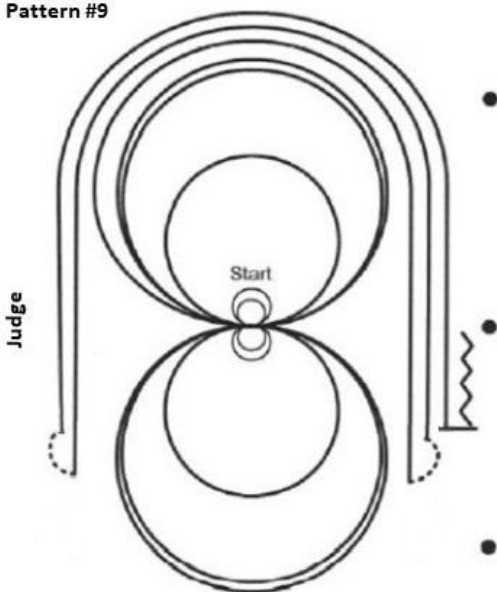
### Pattern 8

Ride pattern as follows:

1. Run to the far end of the arena. Stop and do 3-1/2 spins to the left, no hesitation.
2. Run to the opposite end of the arena. Stop and do 3-1/2 spins to the right, no hesitation.
3. Run past the center of the arena and do a sliding stop, no hesitation.
4. Back over slide tracks to the center. Hesitate.
5. Do a 1/4 pivot to the left to face the left wall or fence. Hesitate.
6. Starting on the right lead, complete 2 circles to the right, the first circle small and slow, the second large and fast.
7. Change leads in the center of the arena.
8. Complete 2 circles to the left, the first circle small and slow, the second large and fast.
9. Change leads in the center of the arena, and begin a large circle to the right. Do not close the circle and, staying at least 20' from the wall or fence, run straight down the right side of the arena, past the center marker, and do a sliding stop. Hesitate to demonstrate completion of the pattern.
10. Walk to the judge for inspection and dismissal.



### Pattern #9



### Pattern 9

Begin at the center of the arena, facing the left wall or fence.

1. Starting on the right lead, complete 2 circles to the right, the first circle large and fast, the second small and slow. Stop at the center of the arena.
2. Complete 2 spins to the right. Hesitate.
3. On the left lead, complete 2 circles to the left, the first circle large and fast, the second small and slow. Stop at the center of the arena.
4. Complete 2 spins to the left. Hesitate.
5. Begin on the right lead and complete a large figure 8.
6. Change leads at the center of the arena and begin a large circle to the right, but do not close the circle. Run straight down the right side of the arena, staying at least 20' from the wall or fence, past the center marker, and do a left rollback, no hesitation.
7. Lope up the right side of the arena, circle the top of the arena and, staying at least 20' from the wall or fence, run down the left side of the arena, past the center marker, and do a right rollback, no hesitation.
8. Lope up the left side of the arena, circle the top of the arena and, staying at least 20' from the wall or fence, run down the right side of the arena, past the center marker, and do a sliding stop.
9. Back to the center marker. Hesitate to demonstrate completion of the pattern.
10. Walk to the judge for inspection and dismissal.

## **RULE 129. CUTTING**

- A.** Cutting classes shall be judged in accordance with the class rules of the National Cutting Horse Association in all areas where there are no POAC rules applicable. The rules are available from the National Cutting Horse Association, 260 Bailey Ave., Fort Worth, TX 76107, (817) 244-6188, nchacutting.com.
- B.** Entries are to work not more than three head in a 2-1/2 minute time limit.
- C.** Classes are to be judged on the ability of the pony to enter the herd, bring out a cow with minimum disturbance, work the cow toward the center of the arena with expression and concentration, but without malice. Once a cow is removed from the herd, pony working with light rein contact, the pony should then work on a loose rein.
- D.** Classes are to be scored on a point basis of 0 to 100, with 70 points denoting an average performance.
- E. Tack and Attire.** See Rules 111 and 112.

## **RULE 130. HUNTER UNDER SADDLE**

- A.** Ponies should be suitable to purpose and should move with long, low strides reaching forward with ease and smoothness, be able to lengthen stride and cover ground with relaxed, free flowing movement, while exhibiting correct gaits that are of the proper cadence. The quality of the movement and the consistency of the gaits is a major consideration. Ponies should be obedient, have a bright expression with alert ears, and should respond willingly to the rider with light leg and hand contact. Ponies should be responsive and smooth in transition. When asked to extend the trot or hand gallop, they should move out with the same flowing motion. The poll should be level with, or slightly above, the withers to allow proper impulsion behind. The head position should be slightly in front of, or on, the vertical.
- B.** This class will be judged 60% on performance and manners; 30% on type, conformation, quality and substance; and 10% on appointments.
- C.** Ponies are to be:
  - 1.** Shown at a walk, trot and canter both ways of the ring. (Except for 9 & Under W/T classes in Rule 105, Adult Non-Pro W/T and Walk-Trot Division classes.)
  - 2.** Back easily and stand quietly. Judge may require the backing of only the finalists, at his discretion.
  - 3.** Ponies may be asked to change to canter from the flat-footed walk or trot, at the judge's discretion.
  - 4.** Reversed to the inside away from the rail, at a walk or trot only.
- D.** At the discretion of the judge, all or just the finalists may be required to hand gallop one way of the ring. Never more than eight ponies to hand gallop at one time. At the hand gallop, the judge may ask the group to halt and stand quietly on a free rein (loosened rein). Judge may ask for exhibitors to extend any other gait as well.
- E.** Faults to be scored according to severity:
  - 1.** Quick, short, or vertical strides.
  - 2.** Being on the wrong lead.
  - 3.** Breaking gait.
  - 4.** Excessive speed.
  - 5.** Failure to take the appropriate gait when called for.
  - 6.** Head carried too high or too low.
  - 7.** Over flexing or straining neck in head carriage so the nose is carried behind the vertical.
  - 8.** Excessive nosing out.
  - 9.** Failure to maintain light contact with pony's mouth.
  - 10.** Stumbling.
  - 11.** Pony appearing sullen, dull, lethargic, emaciated, drawn or overly tired.
- F. Tack and Attire.** See Rules 113 and 114.
- G. Disqualifications.** See Rule 108.

## **RULE 131. OPEN JUMPING**

- A.** Open Jumping may be run at a separate location and concurrently with other classes. The Show Committee or judge may designate a qualified person(s) over the age of 18 to judge the jumping classes. Judges cards **MUST** be signed by the person judging the class. Two judges are required for jumping at a Pony Rama. When multiple shows are run concurrently, each show **MUST** have a separate judge.
- B.** This class is scored mathematically, based on penalty faults incurred between the starting line and the finish line. Placing in the class is based on faults first, timing second, when timing is used in a regular round or in a jump-off. The pony, rider or attire is not judged.
- C.** If a pony makes two or more faults at an obstacle, only the major fault counts. In the case of equal faults, one counts. (Exception: Disobediences count in addition.)
- D.** When an obstacle is composed of several elements in the same vertical plane, a fault at the top element is the only one penalized.
- E.** When an obstacle to be taken in one effort is composed of several elements not in the same vertical plane (e.g., oxer, triple bar), faults at more than one element are penalized only once.
- F.** In combinations, the faults committed at each obstacle are scored separately. In case of refusal or run-out at one element of a combination (and upon the judge's signal that the obstacle has been reset, if necessary), the competitor must re-jump the entire combination.
- G.** In cases of broken equipment or loss of shoe, the rider must continue if he wishes to avoid penalty or may voluntarily withdraw.
- H.** An eliminated competitor may make one attempt to jump an additional single obstacle, which may be designated by the judge(s), but he may not continue thereafter.
- I.** Riders receiving physical assistance from outside the ring (e.g., longe whips, etc.) while on course will be eliminated.
- J.** At least two practice jumps should be available in the warm-up area.
- K. Fence Heights**
  - 1.** 9 & U Minimum 12" – Maximum 18"; Cross rails encouraged in the first round. Straight rails may be used for jump-offs. Raise only suggested when third jump is required.  
  
At the National Congress, any other nationally sponsored shows and Regional Shows, the jumps may be set at 18" minimum to encourage clean rounds and 24" maximum.
  - 2.** 10-13 & 13 & Under Minimum 18" – Maximum 24" (Jump-off 30")
  - 3.** 14-18 & 18 & Under Minimum 24" – Maximum 30" (Jump-off 36")
  - 4.** All exhibitors in the age division of 13 & Under or 18 & Under shall run the same pattern posted for that class.
- L. Start and Finish**
  - 1.** Failure to enter the ring within 1 minute of being called or failure to cross the starting line within 1 minute after audible signal (bell, horn, whistle or buzzer) to proceed has been given incurs elimination.
  - 2.** Ponies are to enter the ring at the command of the judge, proceeding through the course at a trot, canter or gallop.
  - 3.** An audible signal (bell, horn, whistle or buzzer) is used for the following purposes:
    - a.** to give the signal to start;
    - b.** to stop a competitor in the event of an unforeseen incident (which also designates a time-out);
    - c.** to indicate that an obstacle must be reset before being retaken after it has been knocked down during a refusal (designating a time-out);

- d. to give the signal for a competitor to continue his round after an interruption, also designating a time-out (NOTE: it is the rider's responsibility to be ready to continue on the course when the signal is given.)
- e. to indicate by repeated and prolonged ringing that the competitor has been eliminated.

#### M. Disobediences

1. **Refusals.** Stopping in front of an obstacle to be jumped, whether or not the pony knocks it down or displaces it, is penalized as a disobedience. Stopping at an obstacle without knocking it down and without backing, followed immediately by jumping from a standstill, is not penalized. However, if the stop continues, or if the pony backs even a single step or circles to retake the course, a refusal is incurred.
2. **Run-out.** Evading or passing the obstacle to be jumped or the finish line or jumping an obstacle outside its limiting markers is penalized as a disobedience.
3. **After a run-out or refusal,** the competitor must, before proceeding on course, re-jump the obstacle at which the disobedience occurred or be eliminated. If the flag, standard, wing or obstacle has not been reset when the competitor is ready to jump, he must await the signal to start or be eliminated.
4. **Loss of Forward Movement.** Halting or stepping backward after crossing the start line, (unless due to a refusal, run-out or an order from the judge due to unforeseen circumstances such as a fence being blown down), will be penalized as a disobedience. Loss of forward movement on banks will not be scored as a disobedience unless the pony takes a step backward.
5. **Circling.** Any form of circle or circles whereby the pony crosses its original track between two consecutive obstacles, or stops advancing toward or turns away from the next fence except to retake an obstacle after a disobedience, is considered a disobedience. This is a judgment call. (Note: Coming sideways or zigzagging toward an obstacle does not constitute a disobedience unless the pony passes or turns its back to the next obstacle or the finish line.)

#### N. Falls

1. A rider is considered to have fallen when he is separated from his pony that has not fallen in such a way as to necessitate remounting or vaulting into the saddle.
2. A pony is considered to have fallen when the shoulder and haunch on the same side have touched the ground or an obstacle and the ground.

#### O. Knockdowns

1. An obstacle is considered knocked down when, in jumping an obstacle, a pony or rider, by contact:
  - a. lowers any part thereof which establishes the height of the obstacle or the height of any element of a spread obstacle, even when the obstacle is arrested in its fall by some other portion of the obstacle.
  - b. moves any part thereof, which establishes the height of the obstacle so that it rests on a different support from the one on which it was originally placed.
2. Should a pole resting in a cup come to rest on the lip of the cup, or on a bracket, which is an integral part of the cup, it is not considered a knockdown. Narrowing the width of a spread obstacle without altering the height of any elements as defined in 1.a. and b. above is not considered a knockdown. If an obstacle falls after a competitor leaves the ring, it is not considered a knockdown.

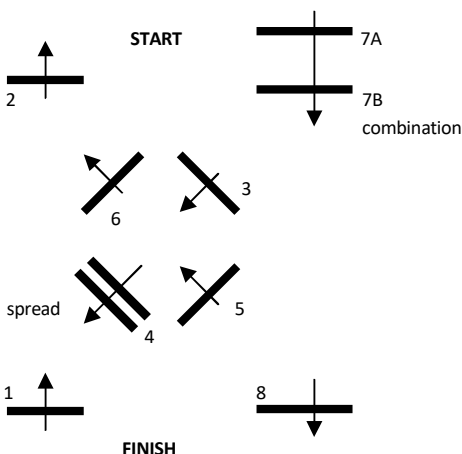
- P. **Touches.** Touches are scored as outlined below. At a brush obstacle, touching the brush alone without touching the framework, standards or pole, is not scored.

- Q. Off Course.** A competitor is considered off course when he deviates from the course as shown by the diagram and jumps an obstacle prior to rectifying the deviation.
- R. Table of Faults**
1. Touch of obstacle with any portion of pony's body behind stifle: **1/2 fault**
  2. Touch of obstacle with any portion of pony's body in front of stifle, or with any part of rider or equipment: **1 fault**  
(Touches of ground lines are scored as in 1 and 2)
  3. Touch of standard or wing in jumping obstacle with any part of pony, rider or equipment: **1 fault**
  4. Touch of flag, automatic timing equipment or other designated markers on start or finish lines or flags standing alone marking the limits of banks, ditches and water jumps, with any part of pony, rider or equipment during the round: **1 fault**
  5. Knockdown of obstacle or standard with any portion of pony, rider or equipment, when jumping an obstacle: **4 faults**
  6. Knockdown of automatic timing equipment, other designated markers on start and finish lines or flags standing alone marking the limits of banks, ditches and water jumps: **4 faults**
  7. First disobedience: **3 faults**
  8. Second cumulative disobedience anywhere on course: **6 faults**
  9. Third cumulative disobedience anywhere on course: **Elimination**
  10. Fall of pony and/or rider: **Elimination**
  11. Jumping an obstacle before it is reset, or without waiting for signal to proceed: **Elimination**
  12. Starting before judge's signal to proceed: **Elimination**
  13. Failure to enter ring within 1 minute of being called: **Elimination**
  14. Failure to cross the starting line within 1 minute after signal to proceed: **Elimination**
  15. Jumping an obstacle before crossing start line unless the obstacle is designated as a practice obstacle or after crossing the finish line, whether forming part of the course or not: **Elimination**
  16. Off course: **Elimination**
  17. Deliberately addressing an obstacle (Penalized at any time pony is in the ring): **Elimination**
  18. Rider and/or pony leaving the arena before finishing the course (Penalized at any time pony is in the ring): **Elimination**
  19. Exceeding the time limit: **Elimination**
  20. Failure to wear ASTM/SEI approved headgear, failure to fasten chinstrap or loss of headgear (must remain in place on top of the head) anywhere on course (rider must stop immediately): **Elimination**
  21. Disqualifications listed under Rule 108: **Elimination**
- S. Courses**
1. Obstacles should be attractive, colorful, varied and appropriate to their setting. Their components must be capable of being knocked down and should be neither so light nor poorly supported that they fall at a slight touch, or so heavy or firmly supported that they can hardly be dislodged. Jump heights to be measured at the center of the jump. Spreads shall not be greater than the height for that age group.
  2. There should be at least one change of direction in every course including jump-off courses.
  3. At least one combination may be included in every course. Double (in and out) and triple (three jumps) are optional.

- Every course must contain a minimum of eight jumping efforts and include at least one change of direction. A ground line is required for each take-off side.
- One obstacle should be a spread obstacle.

#### T. Posting Courses

- Courses must be posted at least one hour before the scheduled time of the class. Classes may not be started prior to that time without permission of all exhibitors in that class.
- The diagram or plan of the course, and the jump-off course, must show the obstacles that must be jumped, with the order indicated by number. Apart from this, the rider is not bound to follow a compulsory track, being careful not to violate Section M above. An arrow is used to indicate the direction each obstacle must be jumped. No lines should be added by the Show Committee showing a track to be taken.
- The following is an example of a course diagram; other patterns and obstacles are encouraged.



#### U. Obstacle Requirements

- All obstacles should be a minimum 12' in length, and have wings.
- A ground line is required for each side of an obstacle that will be jumped in the course.
- Combination obstacles, doubles or triples, should have a minimum inner distance of 21' and a maximum distance of 39.5'. The distance is measured from the base of an obstacle on the landing side to the base of the next obstacle on the take-off side. Any obstacles with 39.5' or less between them must be designated as a combination by numbering them with a single number and the use of A and B or A, B and C.
- Spread obstacles should have the back element a minimum of 3" taller than the height of the front element and no higher than 6". The width of the spread should not exceed 3'6". A solid element (i.e., coop, wall, etc.) may not be used as part of the farthest element.
- Brush obstacles must have a clearly visible rail placed above or beyond them.
- Minimum distance between obstacles should be 48'.

#### V. Jump-Offs

- A jump-off is necessary whenever two or more exhibitors have the same number of faults. Those exhibitors not

- involved in the jump-off retain their placings regardless of the scores in the resulting jump-off.
2. Obstacles may be lowered or raised in 3" increments to a maximum height of 36", measured in the center of the jump. Obstacles may also be broadened or narrowed within the guidelines.
  3. Jump-off courses should be posted prior to the beginning of the class.
  4. Timed jump-offs shall be taken from the instant the pony's chest reaches the start line until it reaches the finish line.
  5. The course may not be shortened to less than six obstacles and must include at least one vertical and one spread obstacle.
- W.** The show judge shall judge all disobediences and ensure that the rider follows the prescribed pattern. "Spotters" shall be positioned to observe each jump closely for touch and knockdown faults, and report to the judge for tabulation. The spotters shall be appointed by the Show Committee. Each spotter shall be responsible for no more than three jumps. The judge shall tabulate all faults and report the total to the ring announcer. This method will be used at Regional Shows, the National Congress Show and at any other nationally sponsored shows. At all other shows, the number of spotters shall be at the discretion of the Show Committee (a minimum of two spotters should be used).
- X. Tack and Attire.** See Rule 113 and 114, Hunt Seat Tack and Attire.

#### **RULE 132. HUNTER OVER FENCES**

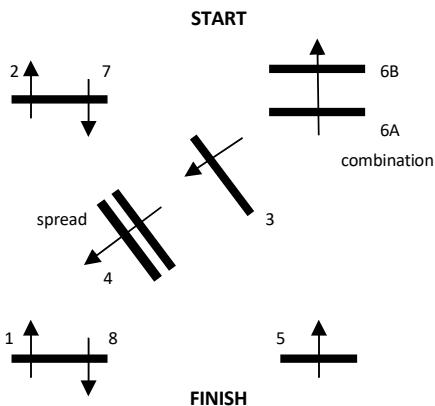
- A.** Hunter Over Fences may be run at a separate location and concurrently with other classes. The Show Committee or judge may designate a qualified person(s) over the age of 18 to judge the jumping classes. Judges cards **MUST** be signed by the person judging the class. There must be one judge for each show being held (e.g., if three A shows are being held, there must be three judges).
- B.** The Hunter Over Fences pony represents the type of pony used in the hunt field. The pony should possess manners, jumping ability, style, an even pace and quality. The Hunter Over Fences pony must demonstrate the ability to provide the rider with a smooth, comfortable and safe ride.
- C. Fence Heights.** Jump heights to be measured at the center of the jumps. Spreads shall not be greater than the height for that age group.
1. 9 & Under, Minimum 12" – Maximum 18" (cross rails encouraged)
  2. 10-13 and 13 & Under, Minimum 18" – Maximum 24"
  3. 14-18 and 18 & Under, Minimum 24" – Maximum 30"
  4. All exhibitors in the age division of 13 & Under or 18 & Under shall run the same pattern posted for that class.
- D. Judging**
1. Classes are judged 60% on performance and manners; 30% on type, conformation, quality and substance; and 10% on appointments.
    - a. Judges must penalize unsafe jumping and bad form over fences, whether touched or untouched.
    - b. Circling once upon entering the ring (courtesy circle) is permissible.
    - c. Circling once on a loose rein for soundness at the trot, after jumping the last fence while still mounted and prior to leaving the arena, is required; failure to do so may result in elimination. Riders should exit the arena at a walk.
    - d. In cases of broken equipment, the competitor may either continue without penalty, stop and correct the difficulty and be penalized, or voluntarily withdraw and be eliminated. In the case of loss of a shoe by the pony, rider may either continue without

penalty or voluntarily withdraw and be eliminated. In the case of loss of headgear or unbuckling of chinstrap anywhere in the arena, rider must stop immediately and will be eliminated.

- e. When an obstacle is composed of several elements, any disturbance of these elements will be penalized; however, only a reduction in height of the top element shall be considered a knockdown.
- f. When an obstacle requires two or more fences, faults committed at each obstacle are considered separately. In case of a refusal or run-out at one obstacle, exhibitor must re-jump all obstacles in the combination.
- g. **Quality, Substance and Soundness.** Judges must penalize but not necessarily eliminate ponies with structural faults, defects and blemishes (such as pin firing) in areas which might impair their activity and durability.
- h. **Performance.** An even hunting (cantering) pace, manners, jumping style and way of moving over the course as well as when being jogged for soundness. Manners and suitability of pony for rider to be emphasized.
- i. EXTREME SPEED SHALL BE PENALIZED.
- j. Outside assistance will be penalized at the judge's discretion, up to and including elimination.
- k. See scoresheet on POAC website for additional judging criteria.

#### E. Course

1. Course diagrams shall be posted at least one hour before scheduled time of classes. If a time is stated, classes may not be started prior to that time without permission of all exhibitors in that class.
2. Every course must have a minimum of eight obstacles of four different types and include at least one change of direction.
3. One obstacle should be a spread obstacle.
4. The diagram or plan of the course must show the obstacles, which must be taken in the order indicated by numbers. An arrow is used on the diagram to indicate the direction in which each obstacle is to be taken. No lines should be added showing a track to be taken. Apart from the order and direction, the rider is not bound to follow a certain track.
5. At least one practice jump should be available in the warm-up area.
6. The following is an example of a course diagram; other patterns and obstacles are encouraged.





## F. Obstacles

1. Obstacles should simulate those found in the hunting field such as natural post and rail, brush, stone wall, white board fence or gate, chicken coop, hedge, oxer, etc. Striped rails are discouraged.
2. Components must be capable of being knocked down and should be neither so light or poorly supported that they fall at a slight touch, nor so heavy or firmly supported that they can hardly be dislodged.
3. Chicken coops hinged at the top and free at the bottom, triple bars and hogs back, striped rails, targets and spreads over 2'6" and square oxers are prohibited.
4. All obstacles should be 12' in length and are recommended to have wings.
5. A ground line is required on each take-off side of an obstacle that will be jumped on the course.
6. Spread obstacles should have the back element a minimum of 3" taller than the height of the front element and no higher than 6". A solid element (e.g., coop, wall, etc.) may not be used as part of the farthest element.
7. Brush obstacles must have a clearly visible rail placed above or beyond them.
8. Combination obstacles, doubles or triples, should have a minimum inner distance of 20' and a maximum distance of 39.5'. The distance is measured from the base of an obstacle on the landing side to the base of the next obstacle on the take-off side. Any obstacles with 39.5' or less between them must be designated as a combination obstacle by numbering them on the course diagram with a single number and the use of A and B or A, B and C.
9. Minimum distance between separate obstacles should be at least 40'.

## G. Disobediences, Faults and Eliminations. (Refer to Rule 131.M-Q for descriptions of these.)

1. **Disobediences and Faults.** The following faults are scored according to the judge's discretion and depending on severity, may be considered minor or major faults.
  - a. Light touches or rubs against a jump
  - b. Showing an obstacle to a pony
  - c. Missing a lead change
  - d. Switching leads
  - e. Kicking out
  - f. Spooking or shying
  - g. Pinning ears or wringing tail
  - h. Jumping out of form
  - i. Not straight or in center of fence
  - j. Poor presentation of pony or rider
  - k. Knockdown of any part of an obstacle
  - l. Refusals
  - m. Circling and/or pulling up at jump shall be considered a refusal
  - n. Trotting while on course when it is not specified
  - o. Bucking
  - p. Stopping for broken equipment (see D.1.d above)
  - q. Dangerous jumping
2. **Elimination.** The following result in elimination.
  - a. Three cumulative refusals
  - b. Fall of pony and/or rider
  - c. Off course
  - d. Jumping a fence before it is reset
  - e. Jumping obstacles not included in the course
  - f. Bolting from the arena
  - g. Failure to wear ASTM/SEI approved headgear, failure to fasten chinstrap or loss of headgear (must remain in place on top of the head) anywhere on course (rider must stop immediately).

- H. For General Disqualifications, see Rule 108.
- I. **Tack and Attire.** Hunt Seat Tack and Attire are required. See Rules 113 and 114.

### **RULE 133. HUNTER HACK**

- A. Hunter Hack should move in the same style as a working hunter in Hunter Over Fences (see Rule 132). Ponies should be obedient, alert, responsive and move freely. The class will be judged on an even pace and style over fences, flat work, manners and way of going. The purpose of Hunter Hack is to give ponies an opportunity to show their skill over low fences and on the flat. The poll should be level with, or slightly above the withers, to allow proper impulsion behind. The head should not be carried behind the vertical, giving the appearance of intimidation, or be excessively nosed out, giving a resistant appearance.
- B. **Fence Heights.** Obstacles must be measured at the center of the jump.
  - 1. 9 & Under – 12" (cross rails are encouraged)
  - 2. 10-13, 13 & Under – 18"
  - 3. 14-18, 18 & Under – 24"
- C. **Judging**
  - 1. In Hunter Hack, the over fences portion shall be judged under the guidelines similar to the Hunter Over Fences, with faults as in Rule 132. Ponies eliminated in the over fence portion of the class shall be disqualified.
  - 2. Ponies considered for an award are then to be shown at a walk, trot and canter both ways of the ring with light contact.
  - 3. Placing of the class shall be determined by allowing a minimum of 70% for individual fence work and a maximum of 30% for work on the flat.
  - 4. See the scoresheet on the POAC website for additional judging criteria.
- D. **Course Diagrams and Obstacles**
  - 1. Ponies are first required to jump two fences.
  - 2. If the obstacles are set in a straight line, they must be set a minimum of 40', or 60' apart recommended.
  - 3. A ground line is required for each take-off side of each jump.
  - 4. The course shall not contain combinations such as one or two stride elements, oxers or spread jumps.
  - 5. After completing the two jumps, the competitor shall hand gallop around a turn, halt, back, and then stand quietly. They then should exit the ring or return to the lineup on a loose rein.
- E. **Disobediences, Faults and Eliminations**
  - 1. **Disobediences and Faults Over Fences.** Refer to Hunter Over Fences, Rule 132.
  - 2. **Faults During Rail Work.** Faults to be scored accordingly, but not necessarily cause disqualification during rail work, include:
    - a. Being on the wrong lead at the canter and/or wrong diagonal at the trot.
    - b. Excessive speed (any gait).
    - c. Excessive slowness (any gait).
    - d. Breaking gait.
    - e. Failure to take gait when called.
    - f. Head carried too low to too high.
    - g. Nosing out or flexing behind the vertical.
    - h. Opening mouth excessively.
    - i. Stumbling.
  - 3. **Elimination.** The following result in elimination.
    - a. Three cumulative refusals
    - b. Fall of pony and/or rider
    - c. Off course

- d. Bolting from the arena
  - e. Failure to wear ASTM/SEI approved headgear, failure to fasten chinstrap or loss of headgear (must remain in place on top of the head) anywhere on course (rider must stop immediately).
- F. For General Disqualifications, see Rule 108.
  - G. **Tack and Attire.** Hunt Seat Tack and Attire are required. See Rules 113 and 114.

#### **RULE 134. PLEASURE DRIVING**

- A. A pleasure driving pony should carry itself in a natural, balanced position with a relaxed head and neck. Its poll should be level with, or slightly above the level of the withers.
- B. Maximum credit should be given to a pony that moves straight, with free movement, manners and a bright expression.
- C. The pony shall be severely penalized if it carries its head behind the vertical, is over-flexed, excessively nosed out, the poll is below the withers or exhibits lack of control by exhibitor.
- D. This class will be judged 80% on the pony's performance and suitability for ensuring a pleasurable drive, with a maximum of 20% on condition and conformation.
- E. Ponies are to be shown hitched to a suitable two or four wheel vehicle, type is optional. Pony is to be shown at a flat- footed walk, a slow trot or park gait, and an extended trot or road gait, both ways of the ring. Pony should stand quietly and back readily. Manners and quality of the performance will be judged.
  - 1. The ring steward will direct all reverses, which will be "S" reverses.
- F. Ponies should be barefoot or shod with light shoes.
- G. Extreme speed, high action and breaking gait is to be penalized.
- H. Set tails, gingering and extreme over-checking result in disqualification.
- I. In Youth Pleasure Driving, an adult may accompany a child, but should not take the reins unless necessary to control the pony or to prevent an accident.
  - 1. Adult Pleasure Driving should be offered if Youth Pleasure Driving is offered. Adult Pleasure Driving must be shown first, then Youth Pleasure Driving.
    - a. An additional driver will be allowed in Adult Pleasure Driving at the request of the driver.
  - 2. An adult (19 & Over) is required to accompany any driver 13 years old and under.
  - 3. Handlers may quietly enter the ring after all entries have finished their ring work and are lined up waiting to demonstrate the back. They shall position themselves at arm's length squarely in front of the pony's head, with hands crossed in front of their body. Should it become necessary to restrain a pony prior to the completion of judging, the judge shall penalize that entry. Judge shall also penalize an entry whose handler disturbs any pony. Handler shall be neatly dressed in western or English attire to match the driver.
- J. **Tack.** Type of harness is optional. A snaffle bit with overcheck or a snaffle bit or Liverpool bit with side checks will be considered proper. Bridles with blinkers or overchecks are optional. A spoon crupper is prohibited. All equipment is to be clean, neat and in sound condition. Running martingales are optional. Artificial appliances are not to be used.
- K. **Attire.** Attire should be suitable for the type of vehicle and harness used. If the exhibitor is a female attired in a short dress, a lap robe is required. A lap robe is not required if a female exhibitor is in a long dress.
- L. **Disqualifications.** See Rule 108.

### **RULE 135. OBSTACLE DRIVING - ADULT "GAMBLER'S CHOICE"**

- A. This class is an optional non-pointed class for all POAC shows for adults only.
- B. Ponies are to be shown hitched to a suitable two or four wheel single-hitch vehicle, type is optional.
- C. Pony is to be shown at a walk or trot. Breaking gait is not allowed. Ponies that break gait must be slowed immediately to resume approved gait.
- D. Ponies are judged on the performance on various obstacles. Total points for the completed obstacles determine placings; however, an exhibitor with a time closest to the 2 minutes breaks any tie.
  - 1. The course shall consist of a minimum of six obstacles, each having a specific and unique point value.
  - 2. Obstacles must be adjusted to allow equal axle allowance for each participant.
  - 3. A driver is given a time limit of not more than 2 minutes to complete as many obstacles as possible.
  - 4. The pattern is the driver's choice.
  - 5. No obstacle may be done more than once consecutively and no more than twice during the pattern.
  - 6. A start/finish will be marked at the end of the arena, where the pony must start from a standing position.
  - 7. At the 2-minute whistle, the driver goes immediately to the finish line.
- E. This class may be run at a separate location or concurrently with other classes. The Show Committee or judge may designate a qualified person(s) to assist the judge.
- F. **Tack.** A snaffle bit with overcheck or snaffle bit or Liverpool bit with side check will be considered proper. Bridles with blinkers or overchecks are optional. A spoon crupper is prohibited. All equipment is to be clean, neat and in sound condition. Running martingales are optional. Artificial appliances are prohibited.
- G. **Attire.** Attire should be suitable for the vehicle and harness used.
- H. **Disqualifications.** See Rule 108.

### **RULE 136. COSTUME/NATIVE AMERICAN REGALIA CLASSES**

- A. Contestants will be judged 75% on costume, 25% on the pony. Class to be judged at the walk only, both ways of the ring.
- B. Exhibitors may be allowed a maximum of 2 minutes of individual working time or explanation of costume, at the discretion of the Show Committee.
- C. The exhibitor must remain mounted in all costume classes. Failure to do so is a disqualification.
- D. The exhibitor is the only person allowed in the ring with the pony, except in Leadline Costume. If the exhibitor is accompanied by other people or other animals (ponies, dogs, cats, etc.), the exhibitor shall be disqualified.
- E. **Leadline Costume**
  - 1. This class is for riders 6 years and under. Ponies are shown at a walk only. The person leading the pony must be 14 years of age or older.
  - 2. The Show Committee may allow, at their discretion, stallions 2 years and older to be shown in Leadline Costume.
  - 3. If this class is not offered at a show, Leadline contestants shall show in the other type costume classes.
  - 4. Any type of costume may be worn.
- F. **Open Costume**
  - 1. Any type costume may be worn, unless the Native American Regalia class is offered. If Native American Regalia is offered, that attire cannot be worn in Open Costume.

## **G. Native American Regalia**

This class is designed to provide participants an opportunity to learn about and honor the history and culture of Native Americans and to understand the important role that horses had in many tribes.

1. Authentic Native American regalia conforms to the original and reproduces the essential features of a tribe's regalia so as to honor the chosen tribe.
2. Material used may include buckskin, suede cloth, flannel wool, velvet or cotton, but no plastic (except as noted below for beading). Some authentic attire is plain (as Navajo) and should not be discriminated against in favor of attire that is overly done.
3. Quill work and real beading (loom beading, lazy stitch and appliqué stitch beading) should be given consideration over plastic beading and imitation beaded strips, although the latter is permissible. Articles beaded are ceremonial shirts, dresses, aprons, leggings, vests, moccasins, etc.
  - a. The Plains Native American designs are geometric triangles, hourglasses, crosses, oblongs, diamonds and terraces.
  - b. The Navajos wore velvet, with cowry shells and other clothing made of handwoven cloth. Their blankets are famous for their geometric designs.
  - c. The Woodland Native Americans are from the Great Lakes, Eastern and Southeastern Coastal areas. The beading designs represented flowers, trees or leaves and were more rounded and curved. Appliquéd beading (single outline) of floral designs was also done on buckskin. Background colors are navy blue, black and red on wool and broadcloth.
4. **War Bonnets and Headgear**
  - a. The Plains Native Americans bonnets should be made of imitation eagle feathers, have a beaded, quilled or fur brow band, be full and wide brimmed and may have trailers. Authentic eagle feathers may be used only by a member of a Native American tribe as prescribed by federal law. The roach was also used by the Plains Native Americans, usually by dancers, and was decorated with their designs. Warriors wore feathers and other decorations woven into their scalp locks (pieces of hair at the crown of their heads) and skins and cloth were also often woven into their braided hair. Headbands were never worn.
  - b. Navajos and Southwestern Native Americans wore cloth headbands, some with feathers and decorations tied in to the knots in the back.
  - c. Woodland bonnets should be made of barred turkey feathers and should be narrow and high with a fur brow band. The roach is used and usually decorated with fur and woodland designs. These warriors also wore decorations and feathers in their hair, and braids but did not wear headbands.
  - d. Feather caps, fur turbans and turbans made of animal heads and skins were worn by Plains and Woodland Native Americans.
5. **Moccasins**
  - a. The Plains moccasins are usually plain-toed and decorated with colorful quillwork and sometimes a beaded border.
  - b. The Woodland moccasins have puckered toes with the center beaded or have velvet or flannel beaded insert. Sides of moccasins are also beaded.
6. Traditionally, women of all nations wore plain clothes for everyday dress, but on special occasions, wore beaded and painted garments. Hats were worn in some tribes, but

never feathers or headbands. They often braided skins and ornaments into their braids.

**7. Trappings and Accessories**

- a.** Appropriate imitation feathers used for trappings or backgrounds are permissible. Authentic eagle feathers may be used only by a member of a Native American tribe as prescribed by federal law.
- b.** Bells are to be permitted unless the Show Committee advertises in advance that bells are prohibited.
- c.** Tapaderos are allowed.
- d.** A travois shall not be permitted.
- 8.** A bridle that has been beaded or painted with Native American designs should be considered over a plain bridle. The judge should not discriminate against the use of a bridle over a rawhide bit (which is rawhide encircling lower jaw).
- 9.** Native American nations were known to trade items with one another. Items specific to one or more nations may be used by a participant, and this practice may be explained upon presentation to the judge.

**RULES 137-138 ARE RESERVED FOR FUTURE RULES IN THIS SECTION.**

## GYMKHANA DIVISION RULES - TIMED EVENTS

### RULE 139. GENERAL GYMKHANA RULES

- A. These classes are timed events and the goal is to complete the course in the fastest time. The class starts when the pony crosses the timer line, and stops when the pony crosses the timer line on its return. In Leadline events, the pony **MUST** cross the timer line before the person leading the pony.
  - 1. Exhibitors in walk/trot classes shall **NOT** be prevented from participating in gymkhana classes.
  - 2. Exhibitors who enter the Leadline 6 & Under gymkhana events may not enter the 9 & Under gymkhana events.
  - 3. 6 & Under gymkhana classes are walk/trot only. Executing a lope for more than three consecutive strides will result in disqualification.
- B. In Leadline gymkhana events, a lead shank must be attached to a halter, which is worn underneath the bridle at all times during the class. The person leading the pony must be at least 14 years old.
- C. A qualified individual designated by the Show Committee must be at the arena and observing while gymkhana events are being run, if the judge is not present or has been excused. Judges cards must be signed by the person officiating the class.
- D. Either kegs, barrels, pylons, etc., or limed lines should be used to indicate starting and finishing lines.
- E. An electric timer should be used, if possible. The electric timer will be official.
  - 1. Electric timers must be used at all Regional Shows, the National Congress Show and at any other nationally sponsored shows.
- F. If the electric timer malfunctions, a re-run will be given, provided that a qualified pattern was run. Only one re-run is given (unless timer fails). If the contestant disqualifies during the re-run, no additional runs are given. If the electric timer cannot be repaired and a class has been partially timed by the electric timer, the class will be re-run and all contestants timed by stopwatches.
- G. If an electric timer is not used, or becomes defective for the day, then three stopwatches should be used, the official time being the middle time (e.g., if times of 18.0, 18.5, and 18.7 seconds are read, 18.5 will be official. If two or three times are identical, then they will be official).
  - 1. Time is taken from the instant the pony's NOSE reaches the start line until it reaches the finish line.
- H. If stopwatches are used as backup for an electric timer and the electric timer malfunctions on a qualified ride, the rider has the choice of using the stopwatch time or taking a re-ride.
- I. Patterns should be worked as written, not as drawn.
- J. Excessive use of whips, bats, over-unders, spurs or abuse of a pony will be cause for disqualification from the class, up to dismissal from the entire show, at the judge's and/or the Show Committee's discretion. In the case of dismissal from the show, the Show Committee must be included in the decision. The judge's and/or Show Committee's decision is final. See Rule 8.A.5 for additional information.
- K. **Tack.** Either hunt seat or western tack may be used. Hunt seat-type cavessons may be used with western headstalls. A saddle is required. Saddles must have stirrups, but horns on saddles are optional. Any biting may be used. Roping ropes are not permitted except in roping classes. Mechanical hackamores or non-leverage hackamores are permitted.
- L. **Attire.** Either hunt seat or western attire may be worn, and protective vest if desired. (Exception: Roping.) Protective headgear meeting ASTM/SEI safety standards and boots are required. Headgear must remain in place on top of the head with chinstrap fastened. Chaps, spurs, bats, whips and over-unders are optional. Neatness is a must.
  - 1. The person leading the pony in Leadline gymkhana events must wear the same attire that is required of the exhibitor,


with the following exceptions: they may wear closed tennis shoes instead of boots and are not required to wear a helmet or hat.

#### M. Disqualifications

1. Any deviation in the line of travel or going off course.
2. Running into the arena directly to the starting line before the gate is closed.
3. Crossing the electric timer finish line before completion of the course.
4. Failure to wear ASTM/SEI approved headgear, failure to fasten chinstrap or loss of headgear (must remain in place on top of the head) in any gymkhana class (rider must stop immediately).
5. Failure to wear assigned pony/rider numbers on the exhibitor's back or on either side of their saddle pad if two numbers were issued by the Show Committee.
6. Refer to the rules for each class for specific disqualifications.
7. Also see Rule 108, General Disqualifications.

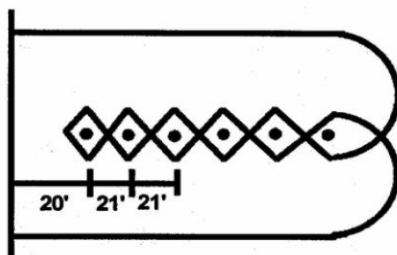
#### RULE 140. SINGLE POLE

- A. One pole is placed 100' from the starting line, in the center of the arena. Pony crosses starting line on run, rounds pole from either direction and crosses finish line.
- B. Disqualification results from the rider holding up pole with their hand, or knocking pole down. Also see Rule 108.



#### RULE 141. POLE BENDING

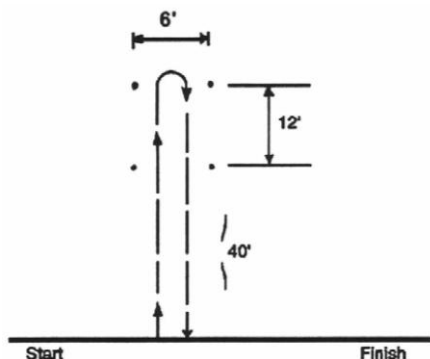
- A. Set six poles 21' apart, starting line to be 20' from the first pole. Rider's option on starting on the right or left side. The end pole should be at least 20' from the end of the arena wall/fence.
- B. Rider gets a running start, runs to the end pole, turns and begins a serpentine line around each pole to the opposite end, turns and returns on a serpentine line to the end pole, turns and runs back to the start line.
- C. Pony is penalized 5 seconds per pole for knocking a pole down.
- D. Disqualification results for the pony turning pole wrong way, or if pole is held by hand of rider. Also see Rule 108.





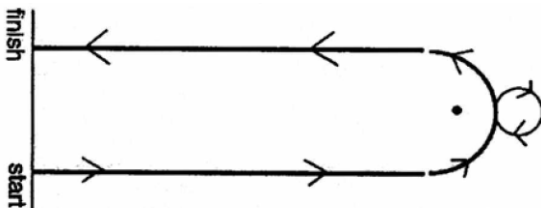
#### RULE 142. GO-GO RACE

- A. Four poles are set up as shown 6' apart across the width of the arena and 12' apart along the length of arena (forming a 6' x 12' open square with a pole on each corner). The distance from the start and finish line to the first two poles is 40'. The rider takes his pony through the 6' lane with all parts of the pony clearing the back pair of poles, turns around, goes back through the lane and across finish line.
- B. Disqualification results from turning before clearing back poles, knocking pole down or going outside of either or both poles, or holding pole up. Also see Rule 108.



#### RULE 143. TEXAS ROLLBACK

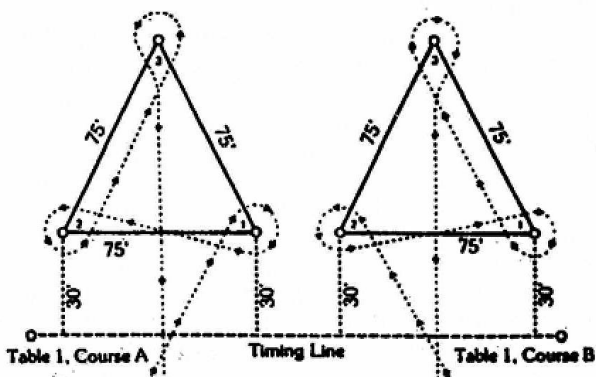
- A. A barrel is placed 100' from the start/finish line in the center of the arena. The barrel should be 20' from the sides or end of the arena. Pony runs down, and goes on either side of the barrel. The pony rolls back, or turns 180 degrees the same direction as the side of the barrel it approached upon. The pony returns on the opposite side it went down and crosses the finish line.
- B. Knockdown of a barrel is a 5-second penalty.
- C. Disqualification results if the rider touches or holds the barrel with their hand. Also see Rule 108.



#### RULE 144. CLOVERLEAF BARRELS

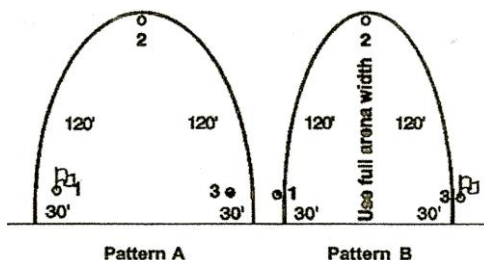
- A. The course must be measured exactly according to the diagram and cannot exceed these dimensions. However, if the course is too large for the available space, the pattern should be reduced 5 yards at a time until the pattern fits the arena. Adequate space must remain between barrels and any obstacle to safely negotiate it.
- B. Three separate and distinct patterns are available, known as Table 1, Table 2 and Table 3. Distances are recommended, others may be used. Measurements are made to the center of the base of the barrel.
1. Barrels in all patterns shall be at least 20' from the side of the arena wall/fence. It is preferable that barrel 3 be farther than 20' from the wall, if possible.
  2. **Table 1.** Three barrels shall be placed to form an equilateral triangle with sides of 75' each, with barrels 1 and 2 each 30' from the starting line.

3. **Table 2.** Three barrels shall be placed to form an isosceles triangle. The distance from barrel 1 to barrel 2 shall be 90'; from barrel 1 to barrel 3 shall be 105'; from barrel 2 to barrel 3 shall be 105'; barrels 1 and 2 shall be 60' from the timing line.
  4. **Table 3.** Three barrels shall be placed to form an isosceles triangle. The distance from barrel 1 to barrel 2 shall be 105'; from barrel 1 to barrel 3 shall be 120'; from barrel 2 to barrel 3 shall be 120'; barrels 1 and 2 shall be 75' from the timing line.
- C. Regardless of which pattern is used, the rider shall have the option of riding either Course A or Course B.
1. **Course A.** The entry shall cross the timing line, circle barrel 1 clockwise, circle barrel 2 counterclockwise, circle barrel 3 counterclockwise, and cross the timing line.
  2. **Course B.** The entry shall cross timing line, circle barrel 2 counterclockwise, circle barrel 1 clockwise, circle barrel 3 clockwise, and cross the timing line.
- D. Knockdown of barrel is a 5-second penalty per barrel.
- E. Disqualification results for the pony turning barrel wrong way, or rider holding up barrel with hand. Also see Rule 108.



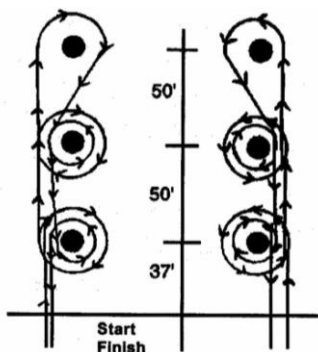
#### RULE 145. FLAG RACE

- A. Barrels to be set in triangle pattern as shown in illustration. Distances shown are recommended, others may be used. Rider may run the course to right or left.
  1. Pattern A should be used whenever possible. Pattern B is to be used only in small arenas when barrels 1 and 3 are set up against the fence.
    - a. Patterns A and B are not optional. If Pattern B is to be used, it will be posted by the Show Committee prior to the class.
- B. Flag to be picked up at first barrel, exhibitor to proceed around the second barrel and deposit flag in container in third barrel and then cross finish line.
- C. Containers for flags shall be at least the size of a 2-gallon bucket. Plastic or rubber containers are recommended. Material in containers should be suitable material to allow flag to be easily removed and stuck, e.g., soybeans, corn, wheat or loose sand. Flagsticks should be 18" in length with recommended 3/8" or larger round dowel, with blunt ends. Flags must be attached with fabric measuring at least 5" x 7".
- D. Knockdown of the freestanding barrel (second barrel) is a 5-second penalty.
- E. Disqualification results by the rider dropping the flag, flag not staying in the "stuck position" in the material inside the container on the third barrel, knocking over any flag container, not going around the second barrel, knocking over first or third barrel, or using the flag as a bat. Also see Rule 108.



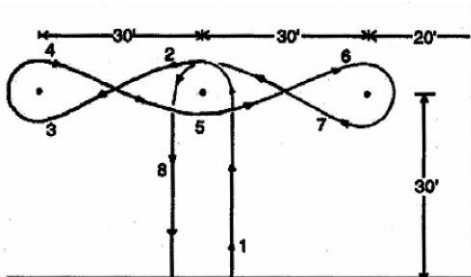
#### RULE 146. STRAIGHT BARRELS

- A. Three barrels are set in a row. Ponies may either turn to the left going down, turning the end barrel to the left, then turn barrels to the right on the return trip, OR ponies may turn barrels to the right going down, turning end barrel to the right, then turn barrels to the left on the return trip. Course shall measure 37' from starting line to first barrel and 50' between the next two barrels.
  1. The end barrel should be at least 20' from the end of the arena wall/fence.
  2. Pattern may be started from the right or left.
- B. Knockdown of barrel is a 5-second penalty per barrel.
- C. Disqualification results for the pony turning barrel wrong way, or rider holding up barrel with hand. Also see Rule 108.



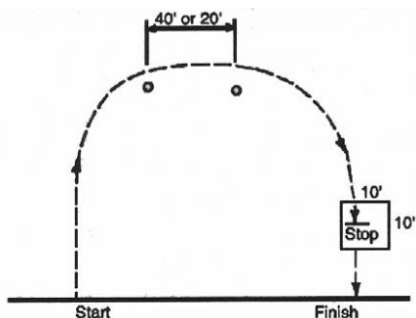
#### RULE 147. FIGURE 8 BARRELS

- A. Three barrels are to be set across the arena in a straight line 30' from the timing line. The barrels should be set 30' apart and should not be closer than 20' from the sides of the arena. In small arenas, the barrels may be set closer together, but no closer than 20' apart. The barrels should never be more than 30' apart.
- B. The contestant has the option of running the pattern to the left or right as long as they start with the middle barrel.
- C. Knockdown of a barrel is a 5-second penalty per barrel.
- D. Disqualification results if the rider touches the barrel with a hand. Also see Rule 108.



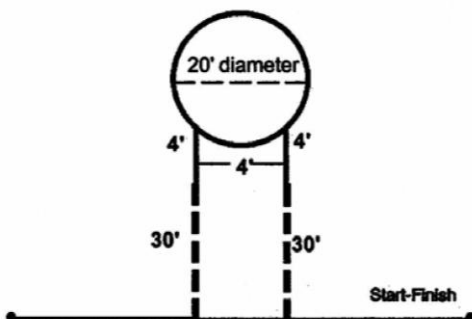
#### RULE 148. HANDY HORSE

- A. The course is marked off as shown with square against or near arena wall. The rider proceeds from the starting line around both barrels into limed square. Rider must stop in square and stay there 5 seconds and then cross finish line. The judge shall signify to the ring steward when the pony has all four hooves in the square. The ring steward shall start timing when he receives the signal from the judge and give an audible signal to go to the rider when 5 seconds have elapsed.
  - B. When rider hears the "Go" signal, he exits the box and races across the finish line. The judge should determine that the pony stays in square.
  - C. Distances are optional except for square and between barrels. A whistle is recommended to give audible signal.
  - D. Knockdown of a barrel is a 5-second penalty per barrel.
  - E. Disqualification results from rider touching barrel with hand, or failing to keep pony in the square the required 5 seconds (stepping on the line is considered stepping out of the square). Also see Rule 108.
1. After the 5 seconds and the "Go" signal is sounded, the box shall not be a determining factor for disqualification.



#### RULE 149. KEYHOLE

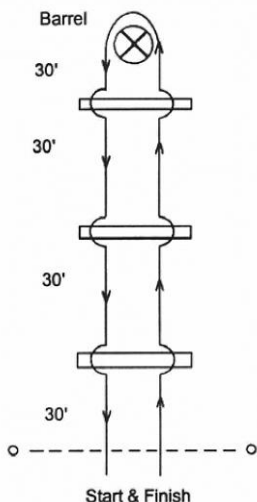
- A. Time starts when the pony crosses the starting line. It must enter the 4' opening, turn around within the circle, and run out again through the 4' opening. The clock is stopped when the pony crosses the starting line on its return. Lime or flour is suggested to lay out pattern.
- B. Disqualification results when the pony steps on or outside the markings of the circle or the opening. Also see Rule 108.



#### RULE 150. SCURRY RACE

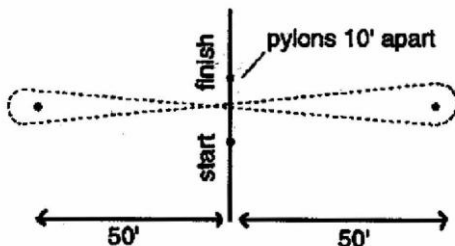
- A. Three jumps, each 18" high, spaced 30' apart, are set parallel to each other and to the start/finish line. The first jump shall be 30' from the start/finish line and the third jump 30' from the barrel. Jumps are recommended to be 4"x4" and at least 12' long.
1. Standards should be such, when possible, that the poles do not roll off on their own.

- B. Rider will cross starting line, jump all three jumps, then around barrel, again jump all three jumps and cross finish line. Rider may run the course to the left or to the right.
- C. Knockdown of any jump is a 2-second penalty for each. Knockdown of the barrel is a 5-second penalty.
- D. Disqualification results from holding up barrel with hand or going around jump. Also see Rule 108.



#### RULE 151. FIGURE 8 STAKE

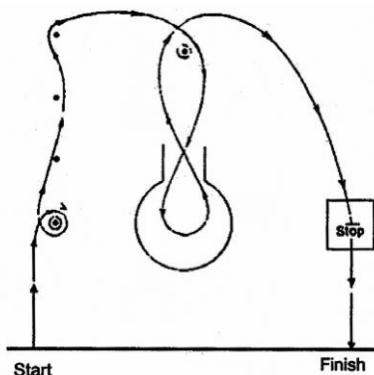
- A. Two poles are set 100' apart as shown. Two pylons are set 10' apart halfway between the poles to mark the start/finish line and to ensure rider completes a figure 8.
  - 1. If this event is timed with an automatic timer, a manual lockout switch must be depressed when the pony crosses start/finish line halfway through race.
- B. Pony may start from either end of course and run figure 8 around poles in either direction as long as the figure 8 is completed. Pony must close figure 8 at the end of the run.
- C. Disqualification results from knocking down pole, rider holding pole up with hand, or not closing figure 8 at end of run. Also see Rule 108.



#### RULE 152. COMBINATION DASH

- A. This class is a combination of Flags, Pole Bending, Keyhole, and Handy Horse. A barrel with flag, three poles, barrel with container for flag, keyhole pattern and handy horse pattern are used.
- B. Rider circles the barrel to the right and grabs the flag going on to the three poles weaving with the first pole on the rider's right. Continue on to the keyhole and rider may deposit flag going into the keyhole or coming out. Then rider proceeds to the handy horse box and waits 5 seconds and goes on to the finish line.

- C. Disqualification results from the same items as outlined in Flag Race, Pole Bending, Keyhole and Handy Horse. Also see Rule 108.



#### **RULE 153. ROPING**

- A. Break-away roping is suggested, as it is safest for children. A regular rope is to be fastened to the horn or swell by a cotton string.
- B. Goats, calves or sheep may be used in this class.
- C. Ponies must start from behind a barrier. Time will be called from drop of flag at the barrier to the break of rope string from the saddle horn.
  - 1. A legal catch is to be any loop that goes over the calf's head and draws up on any part of the calf's body causing the rope to break away from the saddle horn. A time limit of 1 minute must be used.
- D. Disqualification results from failure to rope within time limit. Also see Rule 108.
- E. **Tack.** A western saddle is required. Any biting may be used. Ropes are permitted. Hunt seat tack is prohibited.

#### **RULE 154. CALF DAUBING**

- A. The pony must start from behind a barrier. The starting signal is sounded, the contestant chases the calf until he marks it, then raises his dauber, and the flagman drops flag to stop the timer.
  - 1. The flagman and the judge should be in the arena before the game starts.
  - 2. 1-minute time limit per contestant.
  - 3. Confirmation of tag is done in the catch pen by location of tag or color of tag.
  - 4. Contestant must carry dauber into arena, and after completion of run, must return the dauber to the designated person. At no time can the dauber be separated from the contestant while in the arena.
    - a. For the safety of rider, rubber hoses or any other collapsible material will be used instead of sticks.
  - 5. Broken barrier is a 10-second penalty to be added to the qualifying time.
- B. This is an approved, but non-pointed class.
- C. Disqualification results from dropping marking hose, failure to daub within time limit or within marked circle. Also see Rule 108.

#### **RULE 155. GOAT TAIL TYING**

- A. This class is for 9 & Under only and is non-pointed.
- B. The starting line should be at least 15 yards from the chutes.
- C. The goat should be tied a minimum of 50 yards from the starting line, if possible.
- D. The goat should be tied to a stake with a rope at least 10' in length. The stake should be pounded into the ground so that no part of it is visible or above ground.

- E. The contestant must ride from the starting line to the goat, dismount, and tie a ribbon or string around the goat's tail only. This string must remain on the tail for 5 seconds.
  - 1. The Show Committee shall furnish string or ribbon.
- F. Disqualification results from the string not remaining on the tail for required amount of time. Also see Rule 108.

**RULE 156 IS RESERVED FOR A FUTURE RULE IN THIS SECTION.**

## **OTHER EVENTS AND AWARDS**

### **RULE 157. POAC NATIONAL YEAR-END AWARDS**

- A. The POAC presents National Year-End Awards in approved sponsored events to recognize outstanding performances by POAs and POAC riders. These events are available for sponsorship each year (with the exception of Memorial Awards and Traveling Trophy Awards).
  - 1. Year-end awards are based on the total number of national points accumulated in a particular event(s) during that calendar year by an exhibitor or pony.
  - 2. All national points are based on show results received at the POAC Office from the show secretaries of approved POAC shows. Show results shall be checked carefully for accuracy by the POAC Office. Approved POA shows are entitled to national points on the basis of classes offered and advertised.
  - 3. Any class not listed in this Handbook will not count for national points.
  - 4. National points and National Year-End Awards shall not be given until all accounts, including entry fees, any other fees, and bad checks have been paid in full to the POAC Office, state/chapter, local and independent clubs or activities.
  - 5. All corrections of show awards and points are closed 30 days after publishing on the POAC website.
  - 6. If stallions shown at halter are altered during the year, any points earned as a stallion at halter during that show season will not count as gelding points toward National Year-End Awards. They do count toward ROM awards.
- B. **Requirements for National Year-End Awards**
  - 1. The exhibitor or pony must have placed in the class for which each was in contention in approved POAC classes in at least one state other than the exhibitor's state of residence. The exhibitor must also show in at least one open show in their state of residence in place of a required POA show in that state if there is no active state POA club. This is only to meet the requirement of showing in two different states. An Open Show Affidavit and the required fees must be submitted and be approved by the POAC National Office. In addition, the exhibitor or pony must have shown in at least one Regional Show, the National Congress Show or in another nationally sponsored show.
  - 2. In the event of a tie, it will be broken in favor of the exhibitor or pony that has earned the largest number of points in that class at the National Congress Show, another nationally sponsored show or a Regional Show. If the tie remains unbroken, a duplicate award will be presented.
  - 3. Both the owner and the exhibitor must be active members of the POAC to be eligible for National Year-End Awards. See Rule 2.
- C. **Memorial Awards and Traveling Trophies**
  - 1. **An Equitation Traveling Trophy** will be awarded to the 9 & Under, 10-13 and 14-18 exhibitors compiling the most points in Western Horsemanship, Hunt Seat Equitation, Hunt Seat Equitation Over Fences, Bareback Horsemanship and Showmanship.

2. **The Charlie Parker Adult Pleasure Driving Memorial Award**, sponsored by the Indiana POAC, is presented to the High Point Adult Driver.
  3. **The Howard Victor Memorial Traveling Trophy**, anonymous sponsor, is presented to the High Point Mare in halter, all ages.
  4. **Nick Litzel/Art Schonfeldt Memorial Traveling Trophy**, sponsored by the Katzenbergers and J-N Farm, presented to the High Point Stallion in halter, all ages.
  5. **Shingleton Family 19 & Over Year-End Award**, sponsored by the Shingleton Family. Presented to the 19 & Over rider who has accumulated the most points in all 19 & Over classes. This award is a one pony/one rider award.
- D. Additional Awards**
1. **Leadline High Point.** For the rider compiling the most points in all Leadline 6 & Under classes.
  2. **Western Pleasure.** Pointed class is Western Pleasure. Junior and Senior Pony Western Pleasure do not count toward this award.
  3. **9 & Under Walk/Trot Western Pleasure and Walk/Trot Hunter Under Saddle.** Awards given to a Western Pleasure rider and to a Hunter Under Saddle rider.
  4. **Hunter Under Saddle.** Pointed class is Hunter Under Saddle. Junior and Senior Pony Hunter Under Saddle do not count toward this award.
  5. **Reining.** Pointed class is Reining. Junior and Senior Reining do not count toward this award.
  6. **Western Riding.** Pointed class is Western Riding.
  7. **Trail.** Pointed class is Trail. Junior and Senior Trail do not count toward this award.
  8. **Junior Western Pleasure.** Pointed class is Junior Western Pleasure.
  9. **Senior Western Pleasure.** Pointed class is Senior Western Pleasure.
  10. **Junior Hunter Under Saddle.** Pointed class is Junior Hunter Under Saddle.
  11. **Senior Hunter Under Saddle.** Pointed class is Senior Hunter Under Saddle.
  12. **Hunter in Hand.** Pointed class is Hunter in Hand. Awards to both an 18 & Under exhibitor and to a 19 & Over exhibitor.
  13. **Costume.** Pointed classes are Open Costume, Leadline Costume and Native American Regalia.
  14. **Youth Pleasure Driving.** Pointed class is Youth Pleasure Driving.
  15. **Yearling and 2-Year Old Longe Line.**
  16. **Yearling and 2-Year Old In-Hand Trail.**
  17. **Most Colorful.** To include ponies of all ages and sexes.
  18. **Top Jumping Events Pony.** Pointed classes include Hunter Hack, Hunter Over Fences and Open Jumping.
  19. **Top Timed Events Pony.** Pointed classes include 13 of the approved pointed games classes (does not include Roping). Breakdown is as follows: 9 & Under, 10-13 and 14-18.
  20. **Top Ten Pony and Honorable Mention.** Pointed classes are Western Pleasure, Junior and Senior Western Pleasure, Hunter Under Saddle, Junior and Senior Hunter Under Saddle, Hunter Hack, Hunter Over Fences, Open Jumping, Youth Pleasure Driving, Native American Regalia and Open Costume, Reining, Junior and Senior Reining, Western Riding, Trail, Junior and Senior Trail and all the nationally pointed timed classes in #19 above.
  21. **JPFC Year-End Award.** For the JPFC pony accumulating the most points at all shows during the current year. The classes that count toward this award are Western Pleasure, Hunter Under Saddle and Trail.



22. **19 & Over Year-End Award.** For the 19 & Over pony/rider accumulating the most points at all shows during the current year. The classes that count toward this award are Showmanship, Western Horsemanship, Western Pleasure, Hunter Under Saddle, Hunt Seat Equitation, Trail and Reining.
  23. **Adult Non-Pro Year-End Award.** For the Adult Non-Pro rider accumulating the most points at all shows during the current year. An award is given to a W/J exhibitor and to a W/J/L exhibitor. The classes that count are Adult Non-Pro classes in Showmanship, Western Pleasure, Western Horsemanship, Trail, Hunter Under Saddle and Hunt Seat Equitation.
  24. **Walk-Trot Division Year-End Award.** For the Walk-Trot Division pony/rider accumulating the most points at all shows during the current year. An award is given to an 18 & Under exhibitor and to a 19 & Over exhibitor. The classes that count are Walk-Trot Western Pleasure, Walk-Trot Western Horsemanship, Walk-Trot Trail, Walk-Trot Hunter Under Saddle and Walk-Trot Hunt Seat Equitation.
  25. **Versatile Ranch Pony Award.** All points will be accumulated by the pony. An award will be given for 18 & Under W/T/L, 18 & Under W/T, 19 & Over W/T/L and 19 & Over W/T. Classes included in 18 & Under W/T/L and 19 & Over W/T/L are Ranch Riding, Ranch Rail Pleasure, Ranch Trail, Ranch Conformation and Ranch Reining. Classes for 18 & Under W/T and 19 & Over W/T are Ranch Riding, Ranch Rail Pleasure, Ranch Trail and Ranch Conformation.
- E. **Halter Awards.** Honorable mentions are awarded to ponies placing second through sixth in each division.
1. Weanling Colt
  2. Yearling Colt
  3. 2 Year Old Stallion
  4. 3 Year Old Stallion
  5. 4 & Older Stallion 46"-51"
  6. 4 & Older Stallion over 51" to 54"
  7. 4 & Older Stallion over 54" to 56"
  8. Weanling Filly
  9. Yearling Filly
  10. 2 Year Old Mare
  11. 3 Year Old Mare
  12. 4 & Older Mare 46" to 51"
  13. 4 & Older Mare over 51" to 54"
  14. 4 & Older Mare over 54" to 56"
  15. Broodmare
  16. Yearling & Younger Gelding
  17. 2 Year Old Gelding
  18. 3 Year Old Gelding
  19. 4 & Older Gelding 46" to 51"
  20. 4 & Older Gelding over 51" to 54"
  21. 4 & Older Gelding over 54" to 56"
- F. **Breeding Stock Awards**
1. Breeding Stock Stallion, 3 Years Old & Younger
  2. Breeding Stock Mare, 3 Years Old & Younger
  3. Breeding Stock Performance Pony, 3 Years & Younger

#### **RULE 158. POAC HALL OF FAME**

- A. The Hall of Fame for POAC was established in 1989 by a committee of six long-time POA members who nominated and then voted on the first inductees into the HOF. The winners were announced at the POAC National Convention held in Indianapolis in February of 1990. After that first year, the committee remained the same, but nominations for ponies and people were then taken from the membership and carefully considered. The six members of the committee were chosen because of their long association with the breed of at least 30 years. Membership on the committee was to be replaced only upon a member's death. However, a few years after its inception, the committee was enlarged to 12 to include a wider representation of the

country, and in 2008 was increased to a 14-member committee. In 2016, the committee was reduced back to 12 members.

- B. The Hall of Fame Committee Chair shall serve no more than five years, and may not serve concurrent terms. The HOF Committee will elect its Chair by ballot every five years beginning in 2014 for the term of the Chair beginning in 2015 to 2019. The Chair must be a member of the HOF Committee. In event of death or departure of the Chair, a new Chair will be elected by the HOF Committee members to complete the term. The nomination and balloting process shall be determined by the HOF Committee.
- C. **Hall of Fame Committee**
  - 1. As Hall of Fame Committee members withdraw from the committee, an effort will be made to find replacement members so that each region of the country is represented on the committee. This would aid the HOF Committee by having committee members that may know more of the applicants.
  - 2. Do not fill a Hall of Fame Committee member vacancy until there are 11 or fewer committee members. When a vacancy occurs, a person will be selected from a region that is not represented on the HOF Committee. It will be necessary to develop qualifications to be on the HOF Committee. If no one qualifies in that region, another qualified POAC member will be appointed.

#### **POAC Hall of Fame Award for People**

- A. Candidates for this award may be nominated by POAC members. The candidate must have had great and favorable impact on the POA industry or regional and national distinction, or have rendered outstanding service to the Pony Of the Americas Club.
- B. Nominations will be submitted to the POAC. Inductees into the POAC Hall of Fame will be chosen by the POAC Hall of Fame Committee. The recipient will then be honored at the POAC National Convention Awards Banquet. An engraved plaque with a photograph and biography of each Hall of Fame inductee will be placed on permanent display at the POAC Office. An identical plaque will be awarded to the inductee.
- C. A nomination application can be obtained from the POAC website or from the POA Office. Please use the application to nominate an individual who has contributed to the POAC or POA industry through personal, professional or volunteer achievements. To assist the POAC Hall of Fame Committee in evaluating the candidate, provide as much detailed information as possible. Include significant personal history, service to the Pony Of the Americas Club, regional activities, professional achievements and other pertinent data. Attach additional sheets as necessary. Please limit nominations to the application form and no more than five additional pages. Please keep nominations confidential. Deadline for nomination is November 1 of the current year and should be sent to the POAC Office.
- D. Inductees into the POAC Hall of Fame receive a lifetime membership in the POAC.

#### **POAC Hall of Fame Award for POAs**

- A. Candidates for this award may be nominated by POAC members. The candidate must have had great and favorable impact on the POA industry, received breeding, regional and national distinction or have rendered outstanding performance. Candidates need not be deceased. Inductees into the POAC Hall of Fame will be chosen by the POAC Hall of Fame Committee. The recipient will then be honored at the POAC National Convention Awards Banquet. An engraved plaque with a photograph and a biography of each Hall of Fame inductee will be placed on permanent display at the POAC Office. An identical plaque will be awarded to the owner of the inductee.
- B. A nomination application can be obtained from the POAC Office or from the POAC website. Please use the application form to nominate a POA who has contributed to the POAC or POA industry through breeding, showing or other achievements. To assist the Hall of Fame Committee in evaluating the candidates, please provide as much detailed information as possible. Include significant historical data, owner/trainer information and any

other pertinent data. Attach additional sheets as necessary. Please limit nominations to the application form and no more than five additional pages. Please keep nominations confidential. Deadline for nomination is November 1 of the current year and should be sent to the POAC Office.

#### **Hall of Fame Ballot Voting Procedure**

- A.** The POAC Hall of Fame Committee selects the inductees into the POAC Hall of Fame by vote using a rating sheet ballot with a rating scale of 0 (not recommended) to 5 (highly recommended). The total votes received by a Hall of Fame nominee shall be calculated by tabulating the votes cast for each nominee.
- B.** To be inducted into the POAC Hall of Fame, a nominee must receive at least 40 points out of a possible 60 points (67%). Nominees receiving 40 or more points shall be inducted. An unsuccessful candidate will not be “held over.” Candidates must be renominated for consideration, and may be nominated in subsequent years without limit.
- C.** Information on each nominee provided by the nominator is listed. The POAC Office does not verify the information for accuracy or content and no additional information is added.

#### **RULE 159. FAMILY OF THE YEAR AWARD**

This award honors a family that has helped above and beyond at the state level and, if they could, at the national level. It is an award that honors a family not for how many first places they received showing ponies, but for working together as a family and how their membership has benefited the state club as well as the POAC.

Every organization is unique in some way. The Pony Of the Americas Club is unique among horse organizations because of the special relationship it enjoys with its families. The purpose of this award is to recognize and honor an individual POA family each year. By annually awarding a POA family, our organization formally recognizes the contributions that a family makes to the success of the POA breed and the organization.

The official award form can be obtained from the POAC website or from the POAC Office. Please read the following rules regarding the forms:

- A.** The information on the forms **MUST BE** typed or printed.
- B.** Each state club or chapter may nominate only one family per year.
- C.** At least one member of the nominated family should be available to attend the POAC National Convention in February. Please check with them.
- D.** Information not specifically requested will be discarded.
- E.** All parts of the form, including essays and letters, must be sent in together.
- F.** Please send all forms and required information to the POAC Office. Please keep a copy of the final forms for your club files.

#### **RULE 160. SPECIAL NEEDS EQUINE EVENT PARTICIPANT YEAR-END AWARD**

Open to special needs persons of any age. Events can include horse shows, therapy riding, recorded time at home or any event completed on a POA.

- A.** Submit an essay about the nominee, along with the following: participant’s name, a photo, and the name and contact info of the person submitting the application. Essays will be evaluated by a panel of judges.
- B.** The award will be presented at the POAC National Convention.
- C.** The application deadline and additional information is on the application form, available from the POAC Office and on the POAC website.

#### **RULE 161. THE GOLDEN LEGACY AWARD**

In memory of Kootenai’s Spring Fever, an ordinary pony that was a champion to her humans, but was never a Supreme Champion. This award recognizes a registered POA that has made a significant impact on the lives of others or who has been a positive image for the POA breed. The award form can be obtained on the POAC website or from the POAC Office.

##### **A. Judging Criteria**

- 1.** May be any Pony Of the Americas (POA) in the U.S. registry.

2. Must have enriched the life of one or more persons through exceptional contributions or accomplishments.
  3. Show ring accomplishments are not necessary to qualify.
- B. Nomination must include:**
1. One clear photo of the pony.
  2. An essay of up to 1500 words.
  3. Include pony's name and registration number, nominator's name, address, phone number/email and relationship to the pony.
  4. DO NOT include videos or letters of recommendation.

Nomination deadline is November 30 of current year. Nominations are judged by a panel of five from across the country. Please mail nomination to: Jeanette M. Krueger, P.O. Box 913, Forsyth, MT 59327, (406) 356-7047. Winner will be announced at the next POAC National Convention.

#### **RULE 162. REGISTER OF MERIT (ROM) AND SUPREME CHAMPION AWARDS**

- A.** The Register of Merit (ROM) award has been established to recognize outstanding achievement in halter and performance for Tentative and Permanent registered POAs.
1. Points are earned in POAC-approved classes at POAC-approved shows, and at open shows when Open Show Affidavits are submitted according to POAC guidelines.
  2. Riders may ride more than one pony per class in an individual performance class judged on the pony, and each pony will accumulate points toward its ROM.
  3. Application for these awards must be made through the POAC Office and the appropriate fees paid (see Appendix).
  4. Upon completion of the required point total, the owner should notify POAC to make the award official. A certificate shall be prepared for the pony and mailed to the owner provided the owner is a member in good standing with the POAC and all fees are paid. Plaques are available for ROM awards, but must be ordered separately by the owner. Plaques for the Supreme Champion awards are ordered by the POAC and awarded to the owner.
  5. Proper notations for each award will be made to the pedigree certificate and all other records kept on the pony. The pedigree certificate must be sent to POAC for notation.
    - a. The pedigree certificate of any pony shall be revoked permanently by the POAC if the owner fraudulently advertises, claims or holds forth that this pony is entitled to any awards prior to the title of these awards becoming officially awarded by the POAC.
  6. The titles and terms given qualified ponies are hereby, and from this date and in the future, reserved by the POAC for its express use and awarded to the ponies that meet the requirements for each award.

**B. REGISTER OF MERIT in NON-TIMED EVENTS - ROM(NT)**

1. This award may be earned by accumulating the required number of points in non-timed events.
  - a. Non-timed events do not include any equitation events, which are judged on the rider, not the pony.
  - b. Ponies born prior to January 1, 1977 are required to accumulate 750 points.
  - c. Ponies born January 1, 1977 to December 31, 1980 are required to accumulate 1000 points.
  - d. Ponies born January 1, 1981 and after are required to accumulate 1000 points, 25% of which (250 points) must be earned at a Regional Show, the National Congress Show and/or other nationally sponsored shows.
  - e. The following classes do not count toward an ROM(NT):
    - JPFC classes
    - Adult 19 & Over classes
    - Adult Non-Pro classes
    - Walk-Trot Division classes

Ranch Division classes, with the exception of Ranch Riding W/T/L  
 Leadline classes  
 Longe Line  
 In-Hand Trail  
 Most Colorful  
 Hunter In Hand  
 Adult Pleasure Driving  
 Obstacle Driving - "Gambler's Choice"

**C. REGISTER OF MERIT in TIMED EVENTS - ROM(T)**

1. This award may be earned by accumulating the required number of points in timed events.
  - a. Ponies born prior to January 1, 1977 are required to accumulate 1250 points.
  - b. Ponies born January 1, 1977 to December 31, 1980 are required to accumulate 1500 points.
  - c. Ponies born January 1, 1981 and after are required to accumulate 1500 points, 25% of which (375 points) must be earned at a Regional Show, the National Congress Show and/or other nationally sponsored shows.
  - d. The following classes do not count toward an ROM(T):  
 Leadline timed events  
 Calf Daubing  
 Goat Tail Tying

**D. REGISTER OF MERIT in HALTER - ROM(H)**

1. This award may be earned by accumulating the required number of points in halter classes.
  - a. Ponies born prior to January 1, 1977 are required to accumulate 400 points.
  - b. Ponies born January 1, 1977 to December 31, 1980 are required to accumulate 500 halter points.
  - c. Ponies born January 1, 1981 and after are required to accumulate 500 points, 15% of which (75 points) must be earned at a Regional Show, the National Congress and/or other nationally sponsored shows.
  - d. All ponies must have been named Grand Champion in at least five shows under five different judges, or have earned a combination of 10 Grand or Reserve Grand Championships under at least five different judges. (Minimum required for this ROM is one Grand Championship with nine Reserve Grand Championships.)

**E. POA-REGISTER OF MERIT CHAMPION - POA-ROM Ch.**

1. This award may be earned after the pony has first earned the ROM(NT) or ROM(T), then accumulates the required number of points in halter classes.
  - a. Ponies born prior to January 1, 1977 are required to accumulate 250 halter points.
  - b. Ponies born January 1, 1977 to December 31, 1980 are required to accumulate 350 points.
  - c. Ponies born January 1, 1981 and after are required to accumulate 350 points, 15% of which (53 points) must be earned at a Regional Show, the National Congress and/or other nationally sponsored shows.

**F. SUPREME CHAMPION - Sp.Ch.**

1. Ponies are advanced to the Register of Merit Supreme Champion division when they have previously been awarded the ROM(NT), ROM(T), ROM(H) and the POA-ROM Ch. titles.
2. The Supreme Champion certificate and plaque will be presented to the owner of the pony at one of the following events: the POAC National Convention, the National Congress Show, another nationally sponsored show or the International Sale/Futurity, provided that the owner is a POAC member in good standing and all ROM fees have been paid in full.

**G. REGISTER OF MERIT in Specific Events**

1. To earn an ROM in a Specific Event, a pony must accumulate 500 points in each class applied for and pay the appropriate fee (see Appendix). A POA may earn only one ROM in each class.
2. **Awards Available**
  - a. ROM in Most Colorful - ROM(MC)
  - b. ROM in Western Pleasure - ROM(WP)
  - c. ROM in Reining - ROM(R)
  - d. ROM in Western Riding - ROM(WR)
  - e. ROM in Ranch Riding W/T/L – ROM(RR)
  - f. ROM in Adult Pleasure Driving - ROM(APD)
  - g. ROM in Youth Pleasure Driving - ROM(YPD)
  - h. ROM in Costume - ROM(C)
  - i. ROM in Hunter Under Saddle - ROM(HUS)
  - j. ROM in Open Jumping - ROM(OJ)
  - k. ROM in Hunter Hack - ROM(Hh)
  - l. ROM in Hunter Over Fences - ROM(HOF)
  - m. ROM in Trail - ROM(Tr)
  - n. ROM in 19 & Over classes - ROM(Adult)
  - o. ROM in Cow Cutting - ROM(CC)
  - p. ROM in Straight Barrels - ROM(SB)
  - q. ROM in Cloverleaf Barrels - ROM(CB)
  - r. ROM in Keyhole - ROM(K)
  - s. ROM in Flag Race - ROM(FR)
  - t. ROM in Handy Horse - ROM(HH)
  - u. ROM in Go-Go Race - ROM(GG)
  - v. ROM in Scurry Race - ROM(SR)
  - w. ROM in Roping - ROM(Rp)
  - x. ROM in Pole Bending - ROM(PB)
  - y. ROM in Figure 8 Barrels - ROM(FB)
  - z. ROM in Single Pole - ROM(SP)
  - aa. ROM in Figure 8 Stake - ROM(FS)
  - bb. ROM in Combination Dash - ROM(CD)
  - cc. ROM in Texas Rollback - ROM(TR)

**H. REGISTER OF MERIT in LONGE LINE AND IN-HAND TRAIL**

1. To earn an ROM in Longe Line or In-Hand Trail, a pony must accumulate 250 points, with at least 50 points earned at Regional-level and higher shows. A pony must accumulate points in each class applied for, and a pony may earn only one ROM in each class. The appropriate fee must be paid with the application (see Appendix).
2. **Awards Available**
  - a. ROM in Longe Line - ROM(LL)
  - b. ROM in In-Hand Trail - ROM(INT)

**I. REGISTER OF MERIT in JPFC**

1. JPFC nominated ponies are eligible to earn ROM awards as described in Rule 188.

**J. REGISTER OF MERIT in ADULT NON-PRO**

1. Adult Non-Pro exhibitors who accumulate a combined total of 1000 points in Adult Non-Pro classes are eligible to earn an ROM(ANP). At least 250 points must be earned at Regional-level or higher shows. The appropriate fee must be paid with the application (see Appendix).

**K. REGISTER OF MERIT - YOUTH ROM**

1. Points may be accumulated in horsemanship and equitation classes only.
2. Must accumulate 500 points and pay appropriate fee with application. Points may be earned over more than one year and on more than one pony.

**RULE 163. PROVEN PRODUCER AWARD - PP**

Proven Producer Awards are available for Tentative, Permanent or ID registered stallions that have sired 15 or more Tentative or Permanent

registered POAs, and for Tentative, Permanent or ID registered mares that have produced three or more Tentative or Permanent registered POAs.

- A. Geldings and deceased POAs are also allowed this award.
- B. Upon receipt of the fee, and the pedigree certificate, the Proven Producer seal will be attached to the certificate and returned to the owner. Thereafter, the notation Proven Producer will be entered after the POA's name when it appears in the ancestry of future registered POAs.
- C. POA offspring registered ID Blue or ID Pink do not count toward their parents' Proven Producer Awards.

#### **RULE 164. PREMIER SIRE AWARD - PrS**

This award gives permanent recognition to outstanding POA sires. This award will be awarded to a POA stallion when three or more of his get earn POA-ROM Champion awards.

#### **RULE 165. PREMIER DAM AWARD - PrD**

This award gives permanent recognition to outstanding POA dams. This award will be awarded to a POA mare when two or more of her produce have earned POA-ROM Champion awards.

#### **RULE 166. GOLDEN PREMIER SIRE AWARD - GPrS**

This award gives permanent recognition to outstanding POA sires. They will be awarded this title when they meet the following qualifications:

- A. The stallion must be a Proven Producer.
- B. The stallion must be a Premier Sire.
- C. The stallion must have sired three or more get that have attained Premier Sire or Premier Dam status.

#### **RULE 167. GOLDEN PREMIER DAM AWARD - GPrD**

This award gives permanent recognition to outstanding POA dams. They will be awarded this title when they meet the following qualifications:

- A. The mare must be a Proven Producer.
- B. The mare must be a Premier Dam.
- C. The mare must have produced two or more progeny that have attained Premier Sire or Premier Dam status.

#### **RULE 168. BREEDER AWARDS**

These awards recognize outstanding breeders whose efforts have contributed to the high quality of ponies representing the POA breed. Request application from the POAC Office.

- A. **Bronze Premier Breeder.** This award will be given to the breeder of five POAs who have attained the POA-ROM Champion award.
- B. **Silver Premier Breeder.** This award is given to the breeder of 10 or more POAs who have earned the POA-ROM Champion award.
- C. **Golden Premier Breeder.** This award will be given to the breeder of 10 or more POAs who have earned the POA-ROM Champion award and at least two Supreme Champion awards.
- D. **Diamond Premier Breeder.** This award will be given to the breeder of 10 or more POAs who have earned the POA-ROM Champion award, and at least five Supreme Champion awards.

#### **RULE 169. MEDALLION AWARDS**

These awards will be given to individuals and/or registered POAs who are nominated for the award and subsequently earn 100 points in that class during that calendar year (January 1-December 31) in any approved POAC shows.

- A. Nominations must be received at the POAC Office by July 1 of the calendar year the award is intended for, with the nomination fee (see Appendix).
- B. The owner of the pony and/or his family or the individual and/or his family must be a member in good standing with the POAC, and all fees paid.
- C. Each Medallion will be mailed to the nominee when the POAC records indicate the requirements have been met.
- D. Adults or youth may also nominate themselves or their registered POA for an Open Show Medallion. Each individual open show class may be nominated as above, with the same fees and deadlines.

#### **RULE 170. ENDURANCE AND COMPETITIVE TRAIL RIDING MEDALLION**

This award will be given to any individual and registered POA who is nominated for the award and subsequently earns 50 miles within a calendar year (January 1 - December 31) in Competitive Rides sanctioned by NATRC, RMC, ECTRA, GLDRA, UMECRA or OAHA, or Endurance Rides sanctioned by AERC, GLDRA, UMECRA or PNER. The POAC also reserves the right to approve any other Competitive or Endurance Rides it deems suitable.

- A. Mileage must be recorded on an official form provided by the POAC Office. Ride results received from ride secretaries and ride organizations will be the only results recorded. Riders should also keep their own results for future verification
- B. Nominations and the nomination fee must be received at the POAC Office by July 1 of the calendar year.

#### **RULE 171. POA HORSEBACK RIDING PROGRAM**

- A. Individuals must complete an official application supplied by the POAC and maintain current POAC membership. A one-time enrollment fee (see Appendix) must accompany the application. Membership may be obtained upon application, providing the proper fee is enclosed.
- B. Failure to maintain continuous POAC membership shall result in forfeiture of enrollment fee and hours accrued.
- C. After approval, each participant will receive the official POAC Horseback Riding Program log sheet. All hours must be recorded on these official log sheets. All hours must be accrued either riding or driving in harness a Tentative, Permanent or ID registered POA. The name and registration number of each POA must be listed on a separate official log sheet. Any number of POAs may be ridden to accumulate official hours. Awards are based on the number of hours ridden or driven by an individual.
- D. There is no time limit for the completion of an award level; however, continuous membership must be maintained to receive awards. Certificates and patches will be awarded in the Horseback Riding Program.

##### **Achievement Levels**

50 Hours	1,000 Hours
100 Hours	2,000 Hours
250 Hours	3,000 Hours
500 Hours	4,000 Hours
750 Hours	5,000 Hours

- E. POAC reserves the right to change the terms or conditions of these rules as well as the awards.

#### **RULE 172. DRESSAGE MEDALLION**

- A. An individual must be an active member of the POAC at the time of the scores and must be riding a registered POA.
- B. All other Medallion rules apply (nomination, fees, etc.).
- C. POA and rider must ride in and receive scores from:
  - 1. Four or more Dressage shows, this includes schooling shows, regional shows and USDF-recognized shows.
  - 2. Five scores from four different judges, with at least one of the scores at the highest test of that level.
- D. Copies of all test scores should be sent to the Show Department at the POAC Office.

#### **RULE 173. HANDICAP/SPECIAL NEEDS RIDING MEDALLION**

To recognize an individual with a handicap/special needs who is riding a registered POA.

- A. A person must log a minimum of 10 hours of riding on a registered POA. Contact the POAC Office for a log to use.
- B. The individual does not have to be an active member of the Pony Of the Americas Club, Inc.
- C. The 10 hours will begin accumulating on January 1 and continue until December 31 of any given year.

**RULES 174-175 ARE RESERVED FOR FUTURE RULES IN THIS SECTION.**



## **FUTURITIES THAT MAY BE HELD IN CONJUNCTION WITH THE POAC NATIONAL CONGRESS SHOW**

### **RULE 176. 18 & UNDER NATIONAL CONGRESS STAKES**

The Hunter Under Saddle, Western Pleasure and Trail Futurities are for 2, 3, 4 and 5 year old POAs. These classes will be held annually in conjunction with the National Congress Show.

#### **A. General Rules**

1. Division One – for registered 2 and 3 year old POAs.  
Division Two – for registered 4 and 5 year old POAs.
  - a. All sexes show together. A pony can show for four years.
2. Dams need not have been nominated.
3. Rider must be 18 & Under.
4. Both the owner and the exhibitor must be active members of the POAC to be eligible to participate. See Rule 2.
5. Current POAC Rules and Regulations apply.
6. All fees are due by 2:00 p.m. the day before the Futurity is held.
7. All ponies should be stabled the night before the Futurity Show. The stalls should be inside if possible.
8. Owners of entries in the Futurity assume all risk, personal or property, and will in no event hold the Futurity or the POAC responsible for damages caused to or by entries, their owners, or any other attending parties.

#### **B. Show Committee**

1. The Show Committee consists of the POAC Board of Directors.
  - a. The Show Committee shall make such further rules and provisions as they feel shall be necessary for the fair administration of the Futurity.
  - b. The Show Committee reserves the right to reject any entry and to bar any entry from competition for failure to comply with conditions of the Futurity or POAC rules.
2. The CEO shall act as the agent for the Show Committee and shall administer the funds of the Futurity.

#### **C. Awards**

1. All entries in each class will be jackpotted except prorated judge's expenses and trophy fees to cover costs.
2. Paybacks will be to four placings: 40%-30%-20%-10%. If a Futurity class does not have full entries to place four winners, the vacant prize money will be divided equally by the number of winners placed in that class.

### **RULE 177. REBEKAH TROUT HUNTER UNDER SADDLE FUTURITY**

This Futurity is held in conjunction with the National Congress Show.

#### **A. General Rules**

1. This is a Hunter Under Saddle Futurity.
2. Entries are open to any registered POA 2-5 years old.
3. Riders may be any age.
4. Both the owner and exhibitor must be active members of the POAC to be eligible to participate. See Rule 2.
5. The same pony/rider combination that places first may compete only one time. However, the same pony may compete more than one time, but with a different rider. The rider may compete again, but on a different pony.
6. Current POAC Rules and Regulations apply.
7. All ponies should be stabled the night before the Futurity Show. The stalls should be inside if possible.
8. Owners of entries in the Futurity assume all risk, personal or property, and will in no event hold the Futurity or the

POAC responsible for damages caused to or by entries, their owners, or any other attending parties.

**B. Fees**

1. An entry fee of \$50 may be paid to the Futurity on or before June 1 (postmarked no later than June 1).
2. Entry fees paid after June 1, and postmarked no later than July 1, are \$75.
3. Entries made after July 1, and no later than 12 noon the day of the Futurity, are \$125. Entries may be made at the show.
4. A \$10 office charge is due when futurity class entry is made.

**C. Show Committee**

1. The Show Committee shall consist of the POAC Board of Directors.
  - a. The Show Committee shall make such further rules and provisions as they feel shall be necessary for the fair administration of the Futurity.
  - b. The Show Committee reserves the right to reject any entry and to bar any entry from competition for failure to comply with conditions of the Futurity or POAC rules.
2. The CEO shall act as the agent for the Show Committee and shall administer the funds of the Futurity.

**D. Awards**

1. All entries will be jackpotted except prorated judge's expenses and trophy fees to cover costs.
2. Paybacks will be to four placings: 40%-30%-20%-10%. If the Futurity class does not have full entries to place four winners, the vacant prize money will be divided equally by the number of winners placed in the class.
3. First place winner will receive a traveling trophy.

**RULES 178-179 ARE RESERVED FOR FUTURE RULES IN THIS SECTION.**

## **SELECT SIRE FUTURITY**

### **RULE 180. POA SELECT SIRE FUTURITY**

This Futurity is held in conjunction with the International POA Sale. **If the sale is not held, the Futurity show may still take place.**

**A. General Rules**

1. Current POAC Rules and Regulation apply.
2. Both the owner and exhibitor must be active members of the POAC to be eligible to participate. See Rule 2.
3. Owners of entries in the Futurity assume all risk, personal or property, and will in no event hold the Futurity or the POAC responsible for damages caused to or by entries, their owners, or any other attending parties.
4. Three judges will judge each class. As the judges leave the ring after each class, one will be selected as a tie-breaker. Judges can be used whether or not they judged the current year's National Congress Show or a Regional Show. However, once they have judged the Futurity, they may not judge it again for a period of two years.
5. All ponies should be stabled the night before the Futurity Show. The stalls should be inside, if possible, and it is preferred that the Futurity ponies be kept there the entire time of the activity.

**B. Futurity Committee**

1. The Futurity Committee shall consist of the POAC Board of Directors.
2. The Futurity Committee will select the Futurity site.

3. The Futurity Committee reserves the right to reject any entry and to bar any entry from competition for failure to comply with conditions of the Futurity or POAC rules.
4. The CEO shall act as the agent for the Futurity Committee and shall administer the funds of the Futurity.
5. The Futurity Committee (POAC Board of Directors) must approve all refunds. Each case will be handled individually. No refunds will be made to owners of ponies that are denied entry.
6. All guidelines are tentative and subject to committee review.

**C. Nomination of Stallions**

1. An owner may nominate their POA stallion or other breed stallion, as listed in the approved breeds for crossbreeding. (See Rule 51.)
  - a. The owner completes a POAC application and donates one or more breeding services to the Select Sire Futurity Auction. There is no fee for this donation.
  - b. Late stallion nominations from after December 31 of the current year to July 31 of the following year may be made at a \$250 fee.
  - c. All stallion owners (POA and other approved breeds) that are entered in the Futurity must file current Stallion Reports before the filing deadline. Owners who file after the deadline must pay a late fee.
  - d. Stallion owners of other approved breeds, not POAs, must also submit a copy of the stallion's registration papers along with the nomination form.
2. All nominated stallions are listed, along with their fees, on the POAC website.
3. Stallion services will be auctioned live at the POAC National Convention. Purchasers may bid at the live auction or may mail in sealed bids to the POAC Office prior to the Convention. Forms and details are available on the POAC website. Minimum bids are 1/2 the advertised fee or \$300, whichever is greater. Once the service sells, the stallion becomes a Select Sire and his offspring are eligible for the Select Sire Futurity.
4. Sealed bids in the competitive bidding phase will not be accepted after February 1 of the current year. They must be postmarked on or before this date and received no later than February 10. No bids will be taken by telephone for sealed bids. No stallion services can be billed on a person's POAC account.
5. Any unsold breedings, after the competitive bidding phase of the sale has finished, may be offered by the POAC at no less than the minimum fee (\$300), until July 31 of the current year.
6. There will be no refund of winning bids after the closing bidding date.
7. If an owner sells a stallion after the competitive bidding phase, it is their responsibility to inform the new owner that the donated breeding goes with the stallion, or reimburse the purchaser of the service the amount of the bid should the person decide not to use the breeding due to the change of ownership.
8. Stallion owners can purchase their own donated service, if they so desire.
9. The POAC will require stallion owners to re-nominate their stallions each year to keep the list up to date.

**D. Results of Competitive Bidding Phase/Purchase of Donated Service**

1. Highest bidders will receive the breeding services. If there is a tie, the earliest postmark will break the tie.
2. All arrangements for breeding of mares are between the stallion owner and the mare owner; the purchaser of the

stallion services should personally contact the stallion owner for details.

3. The owners of the Select Sire stallion are allowed to nominate any or all of the mares they own or lease that are bred to the Select Sire, at 1/2 the regular nomination fee.
  4. The purchaser of the stallion service is allowed to nominate any or all of the mares they own or lease that are bred to the Select Sire, at 1/2 the regular nomination fee.
  5. Mares owned by persons (other than those listed in D.3. and 4. above) bred to a Select Sire may be nominated for the regular nomination fee.
- E. Payment Schedule.** All fees due/paid must be received in the office or postmarked on or before the deadline.
1. Regular nomination of mares (anyone who breeds to a Select Sire).
    - a. \$40 first mare, nomination due by December 31 of the current year.
    - b. \$20 any additional mares from same owner, nominations due by December 31 of the current year.
    - c. \$20 sustaining fee due by June 1 of the following year. (If sustaining fee is paid after June 1, fee doubles to \$40.)
    - d. \$20 entry fee due by August 18 of the following year. (If entry fee is paid after the deadline, fee doubles to \$40.)
    - e. The stall fee, office fee and drug test fee per pony are due by August 18 of the following year. If the foal has been consigned to the International Sale, an additional stall fee is not required.
  2. Half-price nomination of mares. Any mare owned or leased by the purchaser of stallion service and any mare owned or leased by the owner of the Select Sire.
    - a. \$20 for all mares from same owner, due by December 31 of the current year.
    - b. Other fees same as in 1.c-e above.
  3. Late nomination of mares. (After December 31 of the current year and before foaling.)
    - a. \$80 nomination of mare.
    - b. Other fees same as in 1.c-e above. (If the June 1 sustaining fee deadline is missed, sustaining fee doubles to \$40. Entry fee would remain \$20 if paid by August 18.)
  4. Later nomination of mares. (After mare has foaled and up to 24 hours before the Futurity begins.)
    - a. \$250 nomination fee.
    - b. Other fees same as in 1.c-e above. (If both the June 1 sustaining fee deadline and the August 18 entry fee deadline are missed, amount for each is \$40, in addition to the nomination fee, office fee, drug test fee and stall fee, if required.)
- F. Foals Eligible for the Select Sire Futurity**
1. For a foal to be eligible for the Futurity, its sire must be a Select Sire, and its dam must be a nominated mare, complete in her Futurity payments. The foal must be registered, with one parent a POA or registered POA breeding stock. It must also meet all show regulations.
  2. Weanling geldings will show with weanling colts.
- G. Awards**
1. All stallion services, mare nominations, sustaining and entry fees will be pooled. 20% of the total purse will be split 40-30-20-10 among stallion owners whose foals place in the top four in their respective classes. The remaining 80% of the purse will be divided among the owners of winning foals that place in the top 10 in their respective classes as follows: 20%-17%-15%-13%-11%-9%-6%-4%-3%-2%.

2. Futurity expenses will be deducted from Futurity moneys, and POAC will keep Futurity interest.
- H. Sale of Futurity Entries**
1. All necessary papers of a foal must be in order at the time of the Futurity.
  2. The sale of any pony on the grounds, whether sold through the sale ring or resulting from participation at the Futurities, will require the owner to pay the sale commission set by the International Sale terms. If fees are not paid, all parties involved in the transaction will be subject to disciplinary action by CEO and/or the Hearing Committee.
- I. Select Sire Futurity Incentive Fund**
1. This fund was created to give breeders and owners incentive to keep their ponies in height and showing in Halter Futurities/Longe Line/JPFC/In-Hand Trail classes. These classes are to be held in association with the Select Sire Futurity and the POAC International Sale.
  2. Each year, \$95 will be held from each Select Sire stallion purchased and \$5 from each mare nomination fee for this fund.
    - a. These funds shall be held in a separate account. Interest from this fund shall go to cover clerical expenses of the POAC Office.
  3. Once a mare is nominated, the resulting foal is eligible for this fund through 5 years of age. There can be no late entries into this fund.
    - a. No other fees for the Select Sire Futurity, except mare nomination, need to be paid to the POAC for that foal to retain eligibility for the Incentive Fund.
  4. The funds shall be equally divided among the pony's five eligible years, beginning the yearling year.
    - a. Paybacks to be divided among eligible classes.
    - b. The payback schedule is dependent upon the number of entries in the classes.
  5. The owner receives 50% of the funds, original mare subscriber 25%, original stallion owner 25%.
  6. Points do not accumulate from year to year.
  7. **Payback Schedule**
    - 1 to 3 entries = 1 payback 100%
    - 4 to 6 entries = 2 paybacks 60%, 40%
    - 7 to 9 entries = 3 paybacks 55%, 30%, 15%
    - 10 to 12 entries = 4 paybacks 50%, 27.5%, 12.5%, 10%
    - 13 to 15 entries = 5 paybacks 45%, 25%, 12.5%, 10%, 7.5%
    - 16 or more = 6 paybacks 44%, 24%, 12%, 8%, 7%, 5%

## **FUTURITIES HELD IN CONJUNCTION WITH THE INTERNATIONAL SALE AND SELECT SIRE FUTURITY**

### **RULE 181. GENERAL RULES FOR INTERNATIONAL SALE FUTURITIES**

- A. General Rules**
1. Both the owner and exhibitor must be active members of the POAC to be eligible to participate in the Futurities.
  2. Having been nominated to or having participated in the Select Sire Futurity is NOT a prerequisite for the International Futurities.
  3. Owners of entries in the Futurity assume all risk, personal or property, and will in no event hold the Futurity or the POAC responsible for damages caused to or by entries, their owners, or any other attending parties.
  4. All ponies should be stabled the night before the Futurity Show. The stalls should be inside if possible.

## B. Fees

1. A nomination fee of \$20 per class to the Futurity must be received or postmarked on or before March 5 for each Futurity class entered.
2. A sustaining fee of \$50 per class to the Futurity must be received or postmarked on or before May 5 for each Futurity class entered.
3. An entry fee of \$50 per class to the Futurity must be received or postmarked on or before August 18 for each Futurity class entered.
4. The stall fee, office fee and drug test fee must also be received or postmarked on or before August 18. (See Futurity form for fees.) If a Futurity pony has been consigned to the International Sale, an additional stall fee is not required.
5. If the nomination and/or sustaining deadlines are not met, a late fee of \$50 per class, in addition to the fees in B.1-4 above, must be paid, and received or postmarked on or before the August 18 deadline. No nominations, sustaining fees, or entry fees for Yearling and Older Futurity classes will be accepted after the August 18 deadline. (Refer to Rule 180 for Select Sire Futurity fees and deadlines.)
6. There will be no refund of fees or return of a payment unless the showing of the Futurity is cancelled.

## C. Futurity Committee

1. The Futurity Committee shall consist of the POAC Board of Directors.
  - a. The Futurity Committee shall make such further rules and provisions as they feel shall be necessary for the fair administration of the Futurity.
  - b. The Futurity Committee reserves the right to reject any entry and to bar any entry from competition for failure to comply with conditions of the Futurity or POAC rules.
2. The CEO shall act as the agent for the Futurity Committee and shall administer the funds of the Futurity.

## D. Awards

1. All entries in each class will be jackpotted except prorated judge's expenses and trophy fees to cover costs.
2. **JPFC Reining Futurity.** Paybacks for the JPFC Reining Futurity will be to the top four placings in each of the first two go-rounds, 25% of total purse to each go-round, with a split of 40%-30%-20%-10% to each go-round, and 50% to the composite winners (combined scores of both go-rounds), with a 40%-30%-20%-10% split.
3. **Other Futurities.** Paybacks for all other Futurities will be to 10 placings: 20%-17%-15%-13%-11%-9%-6%-4%-3%-2%. If a Futurity class does not have full entries to place 10 winners, the vacant prize money will be divided equally by the number of winners placed in that class.

## E. Sale of Futurity Ponies

1. The sale of any pony on the grounds, whether sold through the sale ring or resulting from participation at the Futurities, will require the owner to pay the sale commission set by the International Sale terms. If fees are not paid, all parties involved in the transaction will be subject to disciplinary action by the CEO and/or the Hearing Committee.

## RULE 182. YEARLING, TWO, THREE, FOUR AND FIVE YEAR OLD HALTER FUTURITIES

These Futurities are held in conjunction with the International POA Sale.

### A. General Rules

1. Current POAC Rules and Regulations apply.
2. Classes are open to registered POA yearlings, 2, 3, 4 and 5 year olds.

3. Three classes will be offered for each age group: fillies/mares, colts/stallions and geldings.
4. Open to any age exhibitor.
5. Also see Rule 181.

### **RULE 183. MOST COLORFUL FUTURITY**

This Futurity is held in conjunction with the International POA Sale.

#### **A. General Rules**

1. Current POAC Rules and Regulations apply.
2. Classes are open to registered POA weanlings, yearlings, 2, 3, 4 and 5 year olds.
3. One class will be offered that includes all sexes and all of the above ages of ponies.
4. Open to any age exhibitor.
5. This class will be judged 80% on color, 20% on conformation, action, substance, quality and manners.
6. Also see Rule 181.

### **RULE 184. HUNTER IN HAND FUTURITY**

This Futurity is held in conjunction with the International POA Sale.

#### **A. General Rules**

1. Current POAC Rules and Regulations apply.
2. Class is open to registered POA yearlings, 2, 3, 4 and 5 year olds.
3. One class will be offered that includes all sexes and all of the above ages of ponies.
4. Open to any age exhibitor.
5. Refer to Rule 102 for additional information and for the class routine. Also see Rule 181.

### **RULE 185. YEARLING AND TWO YEAR OLD LONGE LINE FUTURITIES**

These Futurities are held in conjunction with the International POA Sale.

#### **A. General Rules**

1. Current POAC Rules and Regulations apply.
2. Refer to Rule 101 for additional information and for the Class Routine. Also see Rule 181.
3. These classes are open to registered yearling and 2 year old POAs.
4. These classes are open to any age exhibitor.
5. There will be one class for each age division, and fillies, colts and geldings will show together.
6. An exhibitor may show up to a maximum of three POAs in longe line. Other handlers may assist in showing the entries in the conformation portion of the class.
7. Ponies nominated for the 2 Year Old Longe Line Futurity may NOT be nominated for the JPFC Futurity, the 18 & Under Futurities and may NOT participate in any riding classes at the SAME show. An owner of a JPFC 2 year old may elect to purchase an open slot (up to two slots) at the March nomination deadline to postpone the decision to ride or longe until the August payment, when a decision to ride or longe must be made. (Fees and deadlines are on the nomination form.)
  - a. May nominate and make payments for both the JPFC Futurities and the Longe Line Futurity until August, when a decision to ride or longe must be made. There will be NO refund of prior payments, and all payments go to the appropriate class fund.
  - b. A pony may be longed or ridden, but not both, at any one show.
  - c. If a pony is nominated to the JPFC open slot, once ridden in a JPFC 2 year old class, designation has been made, and the pony may not be shown in 2 year old Futurity in-hand classes.

## **RULE 186. YEARLING AND TWO YEAR OLD IN-HAND TRAIL FUTURITIES**

These Futurities are held in conjunction with the International POA Sale.

### **A. General Rules**

1. Current POAC Rules and Regulations apply.
2. Refer to Rule 125 for the Class Routine. Also see Rule 181.
3. These classes are open to registered yearling and 2 year old POAs.
4. These classes are open to any age exhibitor.
5. There will be one class for each age division, and fillies, colts and geldings will show together.
6. Ponies nominated for the 2 Year Old In-Hand Trail class may NOT be nominated for the 2 Year Old JPFC Futurity.
  - a. May nominate and make payments for both the JPFC Trail Futurity and In-Hand Trail until the August payment, when a decision to ride or show in-hand must be made. There will be NO refund of prior payments, and all payments go to the appropriate class fund.

## **RULE 187. YEARLING HIGH POINT TRIAD AWARD**

- A. Must be a member in good standing with the POAC, Inc.
- B. Must enter and compete in Yearling Halter, Yearling Longe Line and Yearling In-Hand Trail Futurities in conjunction with the International POA Sale.
- C. Award determined by the highest number of points from the compilation of the Yearling Longe Line, Halter and In-Hand Trail Futurity classes.
- D. Tie-breaker will be the highest number of points in this order: Yearling Longe Line, then In-Hand Trail.
- E. This award will be given if it has a sponsor.

## **RULE 188. JUNIOR PONY FUTURITY CLASSIC - JPFC**

This Futurity is held in conjunction with the International POA Sale. If the sale is not held, the Futurity classes may still take place as scheduled. This Futurity and the classes involved shall also be known as JPFC.

### **A. General Rules**

1. Division One – for 2 year old registered POAs.
2. Division Two – for 3 year old registered POAs.
3. Division Three – for 4 and 5 year old registered POAs.
  - a. Classes in all divisions shall be Western Pleasure, Hunter Under Saddle and Trail.
  - b. If there is a tie for overall High Point JPFC, Trail shall be the tie-breaker.
  - c. All sexes of ponies shall be shown together.
  - d. At state shows and Regional Shows, the Show Committee may combine Divisions One and Two. At national events, Divisions One and Two must be shown separately.
  - e. Divisions One and/or Two may never be combined with Division Three.
4. Rider of pony will be 19 & Over and a POAC member in good standing.
5. Current POAC Rules and Regulations apply.
6. JPFC points for Western Pleasure, Hunter Under Saddle and Trail will be kept on each POA at the National Office for JPFC ROMs and Year-End Awards. The points acquired will not be counted toward the POA's ROM(NT) points or lifetime points.

### **B. Nominated Ponies**

1. A pony may be shown as a 2, 3, 4 and 5 year old.
2. A pony has to be designated on POAC nomination forms, received or postmarked on or before August 18, in order to be eligible to participate in the JPFC classes held in conjunction with the International POA Sale. Also see Rule 181.



3. Dams need not have been nominated.
  4. Any pony nominated for JPFC may also be nominated for the JPFC Reining Futurity, Most Colorful, Hunter in Hand and Halter Futurities.
- C. Performance Rules.** JPFC classes offered in shows other than the Futurity.
1. To participate in JPFC classes at any approved POAC show including Regional Shows, the National Congress and any other nationally sponsored shows, the pony must be nominated and all JPFC fees current and paid in full.
  2. Nominated ponies and riders may show in the following classes.
    - a. Western Pleasure - JPFC 2 Year Olds; 3 Year Olds; 4-5 Year Olds
    - b. Hunter Under Saddle - JPFC 2 Year Olds; 3 Year Olds; 4-5 Year Olds
    - c. Trail - JPFC 2 Year Olds; 3 Year Olds; 4-5 Year Olds.
  3. JPFC classes will be offered at Regional Shows, the National Congress Show and any other nationally sponsored shows. State/chapter shows, fairs and open shows may also offer these classes, at their option.
  4. Warm-up time for JPFC ponies will be left to the discretion of the Show Committee, but is not mandatory.
- D. JPFC Year-End Award**
1. Awarded to the pony accumulating the most points in the current year at all shows.
  2. Classes that count for Year-End Award are JPFC Western Pleasure, JPFC Hunter Under Saddle and JPFC Trail.
- E. JPFC ROM Program**
- All JPFC nominated ponies will be eligible to earn the following ROMs:
1. JPFC ROM(WP), JPFC ROM(HUS), JPFC ROM(TR), JPFC ROM(R).
  2. Point requirements are as follows: 250 points for each class, awarded in classes designated as JPFC classes, with at least 50 points being earned at a Regional, National Congress or other nationally sponsored show.
  3. POAs applying for ROM(s) must be nominated and paid in full to the International Futurity in the corresponding classes they are applying for.
  4. A pony must accumulate points toward an ROM in each class applied for and pay the appropriate fee (see Appendix).
  5. ROM stickers will be available for the back of the pony's registration papers.

#### **RULE 189. JPFC REINING FUTURITY**

This Futurity is held in conjunction with the International POA Sale and is independent of other POAC 19 & Over Futurity classes.

##### **A. General Rules**

1. Open to 3, 4 and 5 year old registered POAs.
2. The pony may be shown as a 3, 4 and 5 year old. Stallions, mares and geldings will be shown together.
3. Dams need not have been nominated.
4. Riders must be 19 & Over and current members of the POAC.
5. Riders may not show more than three ponies.
6. Ponies nominated to the JPFC Reining Futurity may enter JPFC, as well as the Hunter in Hand Futurity, Halter and Most Colorful Futurities, provided they meet age restrictions. May not enter Longe Line or In-Hand Trail Futurities due to age restrictions.

7. JPFC Reining points will be kept in the POAC Office for each pony's JPFC ROM(R). Points will not count for Year-End Awards or ROM(NT).
  8. Also see Rule 181.
- B. Performance Rules**
1. Current POAC Rules and Regulations apply.
  2. This class may be offered at any approved POAC show.
- C. Futurity Format**
1. Two go-rounds will be held (preferably on separate days, or one early a.m. and one in p.m.).
  2. All entries must draw for a position to run, and must run as drawn.
  3. If a rider rides more than one pony, there should be a spread of at least two ponies between his runs, if possible. No rider substitution is allowed after the first go-round, except in case of injury, in which case the substitution must be approved by the Futurity Committee.
- D. Judging**
1. There must be two or three judges, with all judges' scores added together for the final score.
  2. All runs must be scored.
  3. First place ties will be worked off using the same pattern and order of go. There will be no more than one run-off. If a tie remains after the run-off, co-champion awards will be declared, with first and second place moneys added together and split evenly between the two contestants. Toss of coin will determine winner of the first place trophy.
  4. For each exhibitor, scores of all go-rounds will be combined for a composite score. The contestant with the highest composite score is the composite winner.
- E. Awards**
1. A trophy belt buckle shall be awarded to first place composite winner.

**RULE 190-191 ARE RESERVED FOR A FUTURE RULE IN THIS SECTION.**

## **INTERNATIONAL POA SALE**

### **RULE 192. INTERNATIONAL POA SALE**

An International POA Sale will be held annually in the fall. Consignment forms are available from the POAC Office until the consignment deadline.

#### **A. General Rules**

1. Only registered stock of active POAC members will be accepted by the Screening Committee. No substitutes will be accepted.
2. All these documents must be sent, for each POA consigned, with the consignment form to the POAC Office: Pedigree, breeding certificate (if mare is bred), signed transfer, reference sire statement (if a reference sire will be listed), brief owner's statement, and a picture taken during the current year.
  - a. The pictures will be returned. Please send a GOOD, SHARP, UNRETOUCHED photo of your consignment. The Screening Committee relies heavily on pictures along with the owner's statement and pedigree in making their selections for the sale.
  - b. A picture of the sale consignment or reference sire is required in the sale catalog. Send a sharp, clear, professional photo with contrasting background.
3. Bring health papers (must include temperature reading) and a negative Coggins test taken within six months of the sale date for each pony brought to the sale and deliver

these to the Inspection Committee. NOTE: EACH PONY MUST HAVE SEPARATE HEALTH and COGGINS PAPERS.

4. Geldings 3 years and older must be ridden under saddle in the sale ring or driven outside of sale ring in designated area.
5. A rush fee will be enforced for each pony's papers that are not up to date. No entries will be accepted if not received at the POAC Office postmarked by the consignment date. Consignment fees must accompany the consignment form. Fees are listed on the consignment form.
6. Ponies that are not consigned to the International Sale or Futurities cannot be stabled or brought onto the grounds without prior arrangements. Any pony on the grounds whether consigned to the sale or not will be required to pay the sale commission if a purchase results from being on the grounds.
7. All POAs consigned to the POAC International Sale that trace to Impressive AQHA #0767246 must have their HYPP status listed in the sale catalog. (Also see Rule 27.)
8. All owners, exhibitors and agents of a Futurity entry must sign an agreement to pay the 10% commission to POAC for any pony sold during Sale and Futurity week at the grounds of the Sale location as a result of the Sale and/or Futurity. If an agreement is in place for the sale of such a pony prior to arrival on said grounds, that agreement must be put in writing and a copy of same must be provided to the Sale Chair or Vice Chair. Violators will be dealt with according to POAC rules. This must list the specific pony and specific person of interest.

**B. Screening Committee**

1. The Screening Committee will screen and select the best POAs possible, keeping in mind a balanced number of ponies by age and sex. They will also consider the best color, breeding, show records and height limit, while at the same time trying to accommodate as many consignors as possible.
2. The first screening is done from the pictures and documents sent.
3. The final screening is done at the sale barn by the Inspection Committee.
4. The committee may accept ID POAs into the sale. These ponies will be cataloged at the end of the sale.

**C. Inspection Committee**

1. All POAs, except those with Permanent Cards, will be inspected, measured and approved by two of three National Inspectors that have been appointed by the Board of Directors. All issues of height and color will be decided by this committee. All ponies of questionable color and/or characteristics will be inspected in natural light and/or shade at a distance of 40 feet.
  - a. If a pony has been measured two previous times, when it is presented for its third measurement, one of the inspectors who measured it previously will be present to observe the measuring process and it must be within the inspection times published.
2. All stallions 2 years of age and older will be inspected to ascertain if both testicles are descended into the scrotum. If a stallion is found to be monorchid, cryptorchid or a high flanker (see Terms, Rule 52), he will be screened out and reported to the POAC Hearing Committee.
3. All consigned ponies 4 years and younger that have measured over their allowed height limit for their age will sell at the end of the day they are cataloged.
4. All inspections for the Sale and Futurities will be done at the prescribed place and times by members of the Inspection Committee. This includes the correct number of inspectors, viewing the inspection and signing the forms.

#### **D. Sale Terms**

1. Ponies will sell according to catalog number. All catalogued ponies at the sale MUST be offered in the sale ring.
  - a. If a consigned pony is sold prior to the sale, a \$1,000 fine must be paid by the consigner, subject to an appeal to the International Sale Committee. Selling before the sale is highly discouraged since a limited number of entries are accepted to be sold.
2. The POA is the responsibility of the consignor until pronounced "Sold" by the auctioneer. At that time, the responsibility for the pony shifts to the buyer, unless the pony is immediately announced "No Sale" by the owners.
3. A No Sale must be made clear between the seller and the auctioneer before leaving the ring. This is the seller's responsibility.
4. No pony will be started for less than \$200. If no bid is received, all fees are forfeited and the seller must No Sale the pony.
5. There is a pass-out charge on all ponies that No Sale. This will be based on the highest bid received in the ring. If the pony later sells on the grounds, the No Sale fee is applied to the commission. Fees are listed on the consignment form.
  - a. Lease purchases made as a result of consignment to this sale must pay the commission once the purchase is completed.
6. Transfer fees will be paid by the seller at the time of settlement.
7. Consignors will be paid for ponies sold at the sale beginning at 2:00 p.m. each day.
8. A good halter and lead rope must go with each pony sold.
9. No pony may sell in the barn for less than the highest last bid in the sale ring.

#### **E. Two Year Old Western Pleasure Incentive Class**

1. Open to all yearlings accepted into the sale and nominated by the consignor. Nomination form must be submitted with the sale consignment form to be eligible for this class.
2. Yearling must be presented in the sale ring and a transfer must occur to remain eligible for the Incentive Class. (A pony that is a No Sale in the ring must have the commission paid and a transfer must occur to remain eligible.)
3. By nominating a yearling, the consignor agrees to pay an additional 2% commission on the selling price.
4. The purchaser would pay a one-time \$100 fee to keep the POA eligible.
5. The 2 Year Old Western Pleasure class will be shown the following year at the Futurity Show.
6. Payback schedule for this class will be 80% of the available funds and broken down as follows: 50%-25%-12%-8%-5%.

#### **F. Yearling Longe Line Incentive Class**

1. Open to all weanlings accepted into the sale and nominated by the consignor. Nomination form must be submitted with the sale consignment form to be eligible for this class.
2. Weanling must be presented in the sale ring and a transfer must occur to remain eligible for the Incentive Class. (A pony that is a No Sale in the ring must have the commission paid and a transfer must occur to remain eligible.)
3. By nominating a weanling, the consignor agrees to pay an additional 2% commission on the selling price.
4. The purchaser would pay a one-time \$100 fee to keep the POA eligible.

5. The Yearling Longe Line class will be shown the following year at the Futurity Show.
6. Payback schedule for this class will be 80% of the available funds and broken down as follows: 50%-25%-12%-8%-5%.

#### **RULE 193. POAC-RECOGNIZED SALES**

All POAC-recognized sales must adhere to the following policy. This includes sales listed in the Upcoming Events section on the POAC website.

- A. Ponies accepted for the sale must have up-to-date pedigree papers showing current owner, Permanent if 6 years or older, etc.
- B. Owner must provide transfer form signed as ownership appears on the pedigree.
- C. If mare is in foal, a breeding certificate must accompany the pedigree papers.
- D. All ponies must be measured, except those with a Permanent Card. Ponies with an Official Measurement Card must be measured.
- E. The Sale Committee must provide the POAC Office with a sale report along with the papers, transfers and transfer fees on all ponies sold.
- F. All POA colored ponies accepted must be POAC registered.
- G. Mares registered in a recognized approved breed association (see Rule 51) may be accepted in the sale provided they are in foal to a registered POA (regular or ID). A breeding certificate must be furnished with the mare, and a Stallion Report covering this breeding must have been filed with the POAC Office.
- H. Any pony too tall for its respective age/height classification must sell at the end of the sale and the situation explained clearly to the prospective buyer.
- I. Any pony measuring over 56" must be reported to the POAC via written statement by the Sale Inspection Committee. The pony will be automatically protested upon receipt of the statement. This should be filed with the POAC Office at the time the sale transfers are submitted.
- J. Transfer fee will be paid by seller at the time of settlement.
- K. No pedigree certificate will be released at the sale unless the pony is a No Sale.

## APPENDIX

### BOOKS AVAILABLE

The POAC Stud Book is printed and edited by the POAC. Issues cover POAC registrations giving ancestry and breeder information.

The POAC Official Handbook is included with national membership. Extra copies are available for an additional charge. Contact the POAC Office.

### PROMOTIONAL MATERIALS

POA brochures and other promotional materials are available by request from the POAC Office.

### SCHOLARSHIPS

The Pony Of the Americas Club, Inc., annually sponsors scholarships for outstanding youth. For more information, visit the website at [poac.org](http://poac.org) or contact the POAC Office.

### FORMS AVAILABLE

- A. Forms mentioned herein are available on request from the POAC, 3828 S. Emerson Avenue, Indianapolis, IN 46203. When requesting forms, please state the number you need. Many forms may also be downloaded from the POAC website at [poac.org](http://poac.org).
1. Forms
- a. Application for Show Approval/Correction Form
  - b. Adult Non-Pro Application
  - c. Equine Organization Show Forms
  - d. Family of the Year Nomination Form
  - e. Genetic Testing Request (DNA, Parentage Verification, HYPP, LP, Others)
  - f. Golden Legacy Award Nomination Form
  - g. Hall of Fame Nomination (Pony and Person)
  - h. Inspection Form
  - i. Judges Application
  - j. Lease Agreement Form
  - k. Medallion Application
  - l. Membership Application/Renewal
  - m. National Event Bid Forms
  - n. Open Show Affidavit
  - o. POAC Scoresheets
  - p. Point Designation Form
  - q. Points Request Form
  - r. Register of Merit (ROM) Forms
  - s. Registration Application
  - t. Request for Use of POA Logo
  - u. Rule Change Proposal Form
  - v. Scholarship Application
  - w. Select Sire Futurity Forms
  - x. Show Results Forms
  - y. Special Needs Participant Year-End Award Form
  - z. Stallion Breeding Report
  - aa. Stallion Semen Permit
  - bb. State Club Officers, Directors and Inspectors Form
  - cc. Transfer of Ownership/Bill of Sale

### FEES

***All fees are subject to change without notice.***

***For additional fees, please refer to relevant forms on the POAC website or contact the POAC Office.***

### MEMBERSHIP

POAC Membership	\$60.00
Outside U.S.	\$100.00
POAC Junior Membership	\$35.00

### REGISTRATION

Weanlings, Tentative or ID:	
Jan 1 - Sept 30 of Foaling Year	\$35.00
Oct 1 - Dec 31 of Foaling Year	\$45.00
Registration Yearlings	\$55.00
Registration 2 Years & Older	\$75.00
Change Stallion to Gelding on Registration Papers	\$10.00

Permanent Card	\$50.00
Duplicate Permanent Card	\$30.00
Hardship Registration:	
Gelding	\$100.00
Mare	\$150.00
Mare (unknown pedigree)	\$100.00
Stallion	\$500.00
Transfer from Tentative to Permanent	\$25.00
Transfer to ID	\$25.00
Transfer from ID to Tentative or Permanent	\$25.00

## TRANSFER FEES

<b>Transfer of Ownership (<i>Regardless of date received</i>)</b>	<b>\$15.00</b>
-------------------------------------------------------------------	----------------

## SHOW FEES

Show Approval Fees:	
Regional/Nationally Sponsored Show	\$70.00
Promotional Show	\$320.00
Pony Rama	\$100.00
Equine Organization Show	\$15.00/judge
All Other Shows	\$60.00/judge
Congress Performance or Performance and Halter	\$25.00/pony
Congress Halter Only	\$20.00/pony
Regional/Nationally Sponsored Shows Performance	\$10.00/pony
Halter Only	\$7.00/pony
National Pony Fee (IBC, B&P, Promo, Pony Rama, A Show)	\$7.00/pony/judge
Open Show Affidavit, Equine Organization Show	\$7.00/pony/judge
Adult Non-Pro (in addition to membership fee)	\$25.00
Master Sheet Missing or Incorrect	\$25.00/show
Postponed Show - Violation of Rule 81	\$250.00
Submit Show Results After 30 Days, Late Fee	\$350.00/show

## OTHER FEES

Duplicate Certificate	\$20.00
Embryo Transfer	\$100.00
Five Generation Pedigree	\$125.00
Genetic Testing:	
DNA Test Kit	\$40.00
HYPP Test Kit	\$50.00
Parent Verification	\$40.00
LP/PATN1, 6-Panel, Others	See form on website for fees
Golden Premier Sire/Golden Premier Dam, each	\$35.00
Horseback Riding Program	\$35.00
Lease Filing	\$15.00
Medallion Nomination, each	\$30.00
Name Change	\$50.00
Point Summary, Lifetime (with 2-year detail)	\$45.00
Point Summary, Lifetime	\$25.00
Point Summary, 1 Year	\$15.00
Premier Sire/Premier Dam, each	\$15.00
Progeny Listing	\$15.00
Protest Fee	\$100.00
Proven Producer	\$15.00
Recorded Farm Name or Prefix	\$25.00
Register of Merit (ROM) Awards:	
Halter, Non-Timed, Timed, Champion, each	\$30.00
Individual Class Awards, each	\$10.00
Youth ROM, each	\$10.00
Reinstatement of Pedigree	\$15.00
Research Fee	\$25.00/hr
Returned Check	\$75.00
Rush Fee (paperwork must be complete)	
7 Business Days	\$150.00
8 to 20 Business Days	\$100.00
21 Business Days	\$50.00
Stallion Breeding Report	\$30.00
Late or Amended Stallion Report (additional fee)	\$15.00
Stallion Semen Permit	\$50.00
Penalty Without Permit	\$500.00
POAC Stud Book (per vol.)	\$35.00 plus ship







# POAC

Pony Of the Americas Club, Inc.

*"The versatile family breed"*

***POAC is a family focused organization that strives to provide an opportunity to be part of an organization that truly exemplifies good values while having fun and learning!***



**Try Hard...  
Win Humbly...  
Lose Graciously...  
And if you must  
Protest with Dignity**