

nienkämper
International Inc.

VOX[®]
CREDENZAS & CABINETS



2025

Prices include freight charges, blanket wrapped, dock delivered, from the manufacturing source to any location in the contiguous United States. Packing and/or crating are available, if required, upcharges apply.



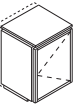
Model #28725 Vox® Credenza on legs.
Model #50514/2 Vox® Conference Table with Taper legs.
Both items F-18, Natural White Oak



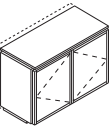
Model #28702 Vox® Credenza on Legs.
F-20 Natural Ribbon Stripe Sapele
Berkley armless sofa, see Nienkämper Seating Price List



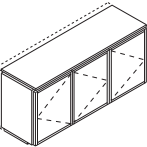
Self Edge Top



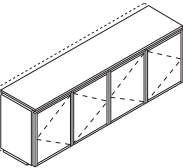
Available in two depths as illustrated



Available in two depths as illustrated



Available in two depths as illustrated



Available in two depths as illustrated

	Model Number	Cabinet Finish	Top Finish	L" x	D" x	H"	List Price
*	23501/2	Wood	Wood	23 ½	20	34 ¼	3,980
	23501/3	Paint	Wood				3,570
	23501/5	Wood	Laminate				3,775
	23501/4	Paint	Laminate				3,410
	Frosted Glass Doors - Add "/G" to model # and \$100 to price						
*	23431	Wood	Wood	23 ½	25 ¼	34 ¼	4,515
	23431/3	Paint	Wood				4,080
	23431/5	Wood	Laminate				4,280
	23431/4	Paint	Laminate				3,870
	Frosted Glass Doors - Add "/G" to model # and \$100 to price						
*	23502/2	Wood	Wood	47 ½	20	34 ¼	5,260
	23502/3	Paint	Wood				4,740
	23502/5	Wood	Laminate				5,000
	23502/4	Paint	Laminate				4,740
	Frosted Glass Doors - Add "/G" to model # and \$200 to price						
*	23432	Wood	Wood	47 ½	25 ¼	34 ¼	5,980
	23432/3	Paint	Wood				5,385
	23432/5	Wood	Laminate				5,680
	23432/4	Paint	Laminate				5,385
	Frosted Glass Doors - Add "/G" to model # and \$210 to price						
*	23503/2	Wood	Wood	70 ¾	20	34 ¼	7,370
	23503/3	Paint	Wood				6,590
	23503/5	Wood	Laminate				7,015
	23503/4	Paint	Laminate				6,300
	Frosted Glass Doors - Add "/G" to model # and \$300 to price						
*	23433	Wood	Wood	70 ¾	25 ¼	34 ¼	8,380
	23433/3	Paint	Wood				7,475
	23433/5	Wood	Laminate				7,950
	23433/4	Paint	Laminate				7,150
	Frosted Glass Doors - Add "/G" to model # and \$300 to price						
**	23504/2	Wood	Wood	94 ¾	20	34 ¼	8,670
	23504/3	Paint	Wood				7,800
	23504/5	Wood	Laminate				8,235
	23504/4	Paint	Laminate				7,435
	Frosted Glass Doors - Add "/G" to model # and \$400 to price						
**	23434	Wood	Wood	94 ¾	25 ¼	34 ¼	9,835
	23434/3	Paint	Wood				8,870
	23434/5	Wood	Laminate				9,365
	23434/4	Paint	Laminate				8,425
	Frosted Glass Doors - Add "/G" to model # and \$400 to price						

* Cabinet in 1 piece, Top in 1 piece
** Cabinet in 2 pieces, Top in 1 piece

Vox credenzas are available in two standard depths: 20" and 25¼"

- Standard finish options are selected by model number and include:
- Wood case with wood top
 - Painted case with wood top
 - Wood case with laminate top
 - Painted case with laminate top

For credenzas with Fingerprint Resistant P-Lam, please contact customer service for upcharge.

Choose standard wood veneers, plastic laminates and aluminum/ paint finishes from pages 8-12.

Credenza doors include aluminum trim around the perimeter that is available in all of the standard aluminum finishes on page 12.

Doors may be specified with optional glass panels in a variety of transparencies and colours. Contact Nienkämper Customer Service (1-800-668-9318) for specific information regarding glass doors options.

Doors are standard with push latches. A variety of optional pulls are specified on page 345.
Glass doors are not available with pulls

Cabinets are built in sections not exceeding three pedestal widths, with tops shipped separately. Tops longer than 118" in length are made in two pieces.

To enhance the function of your credenza a range of optional interiors can be selected on pages 351-358.

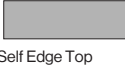
Refrigerators page 353-354 and Equipment storage racks pages 357-358 are not available in 20" deep credenzas.

20" deep credenzas cannot accommodate refrigerators and equipment storage racks.

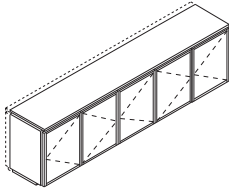
- Standard features:**
- Easily leveled from interior of cabinet
 - One adjustable shelf per opening
 - Top is self-edged on four sides
 - Single pedestal interior dimensions:
25¼" deep: 22" W x 23½" D x 28¾" H
20" deep: 22" W x 18½" D x 28¾" H



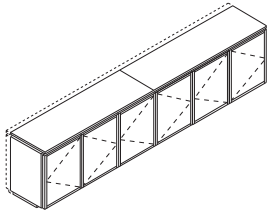
Model # 23444
Vox four-pedestal credenza in walnut veneer with silver anodized aluminum trim.



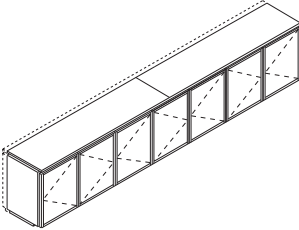
Self Edge Top



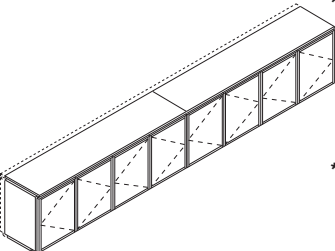
Available in two depths as illustrated



Available in two depths as illustrated



Available in two depths as illustrated



Available in two depths as illustrated

	Model Number	Cabinet Finish	Top Finish	L" x	D" x	H"	List Price
**	23505/2	Wood	Wood	118	20	34 ¼	10,425
	23505/3	Paint	Wood				9,395
	23505/5	Wood	Laminate				9,910
	23505/4	Paint	Laminate				8,910
	Frosted Glass Doors - Add "/G" to model # and \$500 to price						
**	23435	Wood	Wood	118	25 ¼	34 ¼	11,845
	23435/3	Paint	Wood				10,670
	23435/5	Wood	Laminate				11,250
	23435/4	Paint	Laminate				10,130
	Frosted Glass Doors - Add "/G" to model # and \$500 to price						
***	23506/2	Wood	Wood	141 ½	20	34 ¼	12,075
	23506/3	Paint	Wood				10,880
	23506/5	Wood	Laminate				11,490
	23506/4	Paint	Laminate				10,330
	Frosted Glass Doors - Add "/G" to model # and \$600 to price						
***	23436	Wood	Wood	141 ½	25 ¼	34 ¼	13,735
	23436/3	Paint	Wood				12,350
	23436/5	Wood	Laminate				13,035
	23436/4	Paint	Laminate				11,730
	Frosted Glass Doors - Add "/G" to model # and \$600 to price						
****	23507/2	Wood	Wood	165 ¼	20	34 ¼	13,575
	23507/3	Paint	Wood				12,205
	23507/5	Wood	Laminate				12,885
	23507/4	Paint	Laminate				11,835
	Frosted Glass Doors - Add "/G" to model # and \$700 to price						
****	23437	Wood	Wood	165 ¼	25 ¼	34 ¼	15,390
	23437/3	Paint	Wood				13,855
	23437/5	Wood	Laminate				14,645
	23437/4	Paint	Laminate				13,425
	Frosted Glass Doors - Add "/G" to model # and \$700 to price						
****	23508/2	Wood	Wood	188 ¾	20	34 ¼	15,130
	23508/3	Paint	Wood				13,610
	23508/5	Wood	Laminate				14,385
	23508/4	Paint	Laminate				12,950
	Frosted Glass Doors - Add "/G" to model # and \$800 to price						
****	23438	Wood	Wood	188 ¾	25 ¼	34 ¼	17,190
	23438/3	Paint	Wood				15,485
	23438/5	Wood	Laminate				16,320
	23438/4	Paint	Laminate				14,685
	Frosted Glass Doors - Add "/G" to model # and \$800 to price						

** Cabinet in 2 pieces, Top in 1 piece
*** Cabinet in 2 pieces, Top in 2 pieces
**** Cabinet in 3 pieces, Top in 2 pieces

Vox credenzas are available in two standard depths 20" and 25¼"

Standard finish options are selected by model number and include:

- Wood case with wood top
- Painted case with wood top
- Wood case with laminate top
- Painted case with laminate top

For credenzas with Fingerprint Resistant P-Lam, please contact customer service for upcharge.

Choose standard wood veneers, plastic laminates and aluminum/ paint finishes from page 8-12.

Credenza doors include aluminum trim around the perimeter that is available in all of the standard aluminum finishes on page 12.

Doors may be specified with optional glass panels in a variety of transparencies and colors. Contact Nienkämper Customer Service (1-800-668-9318) for specific information regarding glass doors options.

Doors are standard with push latches. A variety of optional pulls are specified on page 345.

Glass doors are not available with pulls.

Cabinets are built in sections not exceeding three pedestal widths, with tops shipped separately. Tops longer than 118" in length are made in two pieces.

To enhance the function of your credenza a range of optional interiors can be selected on pages 351-358.

Credenza 20" deep cannot accommodate refrigerators and equipment storage racks.

Standard features:

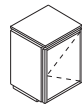
- Easily leveled from interior of cabinet
- One adjustable shelf per opening
- Top is self-edged on four sides
- Single pedestal interior dimensions:
25¼" deep - 22" W x 23½" D x 28¾" H
20" deep - 22" W x 18½" D x 28¾" H



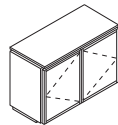
Model # 701
Vox Serving/Storage Tray placed on a Vox credenza with silver anodized trim. Both items finished in Natural Figured Sycamore.



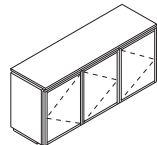
Self Edge Top



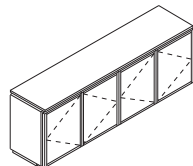
Available in one depth only



Available in one depth only



Available in one depth only



Available in one depth only

Model Number	Cabinet Finish	Top Finish	L" x	D" x	H"	List Price
* 23441	Wood	Wood	23½"	25 ¼"	34 ¼"	5,210
23441/3	Paint	Wood				4,690
23441/5	Wood	Laminate				4,950
23441/4	Paint	Laminate				4,455
Frosted Glass Doors - Add "/G" to model # and \$100 to price						
* 23442	Wood	Wood	47½"	25 ¼"	34 ¼"	6,745
23442/3	Paint	Wood				6,055
23442/5	Wood	Laminate				6,420
23442/4	Paint	Laminate				5,765
Frosted Glass Doors - Add "/G" to model # and \$200 to price						
* 23443	Wood	Wood	70 ¾"	25 ¼"	34 ¼"	9,095
23443/3	Paint	Wood				8,185
23443/5	Wood	Laminate				8,365
23443/4	Paint	Laminate				7,755
Frosted Glass Doors - Add "/G" to model # and \$300 to price						
* 23444	Wood	Wood	94 ¾"	25 ¼"	34 ¼"	10,380
23444/3	Paint	Wood				9,335
23444/5	Wood	Laminate				9,845
23444/4	Paint	Laminate				8,880
Frosted Glass Doors - Add "/G" to model # and \$400 to price						

* Cabinet in 1 piece, Top in 1 piece
** Cabinet in 2 pieces, Top in 1 piece

Product Description

Vox credenzas on casters are available only in standard depth of 25¼"

Standard finish options are selected by model number and include:

- Wood case with wood top
- Painted case with wood top
- Wood case with laminate top
- Painted case with laminate top

For credenzas with Fingerprint Resistant P-Lam, please contact customer service for upcharge.

Choose standard wood veneers, plastic laminates and aluminum/paint finishes from page 8-12.

Credenza doors include aluminum trim around the perimeter that is available in all of the standard aluminum finishes on page 12.

Doors may be specified with optional glass panels in a variety of transparencies and colors. Contact Nienkämper Customer Service (1-800-668-9318) for specific information regarding glass doors options.

Doors are standard with push latches. A variety of optional pulls are specified on page 345.

Glass doors are not available with pulls

Cabinets are built in sections not exceeding three pedestal widths, with tops shipped separately. Tops longer than 118" in length are made in two pieces.

To enhance the function of your credenza a range of optional interiors can be selected on pages 351-358.

- Standard features:
- 4" non-marking industrial strength casters
 - One adjustable shelf per opening
 - Top is self-edged on four sides
 - Single pedestal interior dimensions: 25¼" deep - 22" W x 23½" D x 28¾" H



Model # 23444

Vox four-pedestal credenza in Walnut finish with silver anodized aluminum trim.

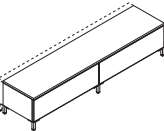
VOX® CREDENZAS ON LEGS – 20¼” HIGH



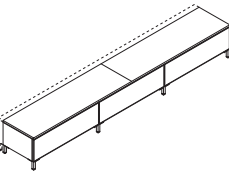
Self Edge Top



Available in two depths as illustrated



Available in two depths as illustrated



Available in two depths as illustrated

	Model Number	Cabinet Finish	Top Finish	L" x	D" x	H"	List Price
*	28741/2	Wood	Wood	47 3⁄16	19 ¾	20 ¼	4,725
	28741/3	Paint	Wood				4,250
	28741/5	Wood	Laminate				4,485
	28741/4	Paint	Laminate				4,040
*	28701	Wood	Wood	47 3⁄16	25 ¼	20 ¼	5,365
	28701/3	Paint	Wood				4,825
	28701/5	Wood	Laminate				5,100
	28701/4	Paint	Laminate				4,590
**	28742/2	Wood	Wood	94 9⁄16	19 ¾	20 ¼	8,470
	28742/3	Paint	Wood				7,630
	28742/5	Wood	Laminate				8,035
	28742/4	Paint	Laminate				7,245
**	28702	Wood	Wood	94 9⁄16	25 ¼	20 ¼	9,610
	28702/3	Paint	Wood				8,655
	28702/5	Wood	Laminate				9,125
	28702/4	Paint	Laminate				8,220
***	28743/2	Wood	Wood	141 15⁄16	19 ¾	20 ¼	12,655
	28743/3	Paint	Wood				11,390
	28743/5	Wood	Laminate				12,020
	28743/4	Paint	Laminate				10,825
***	28703	Wood	Wood	141 15⁄16	25 ¼	20 ¼	14,385
	28703/3	Paint	Wood				12,950
	28703/5	Wood	Laminate				13,645
	28703/4	Paint	Laminate				12,305

- * Cabinet in 1 piece, Top in 1 piece
- ** Cabinet in 2 pieces, Top in 1 piece
- *** Cabinet in 2 pieces, Top in 2 pieces

Vox credenzas on legs are available in two standard depths: 19¾" and 25¼" and three standard heights 20¼", 29" and 34¼".

- Standard finish options are selected by model number and include:
- Wood case with wood top
 - Painted case with wood top
 - Wood case with laminate top
 - Painted case with laminate top

For credenzas with Fingerprint Resistant P-Lam, please contact customer service for upcharge.

Choose standard wood veneers, plastic laminates, and aluminum/paint finishes from pages 8-12.

Credenza drawers include aluminum trim around the perimeter that is available in all of the standard aluminum finishes on page 12.

A variety of pulls are specified on page 345.

Cabinets are built in sections not exceeding three pedestal widths with tops shipped separately. Tops longer than 118" in length are made in two pieces.

- Standard features:
- Easily leveled at the base of each metal leg
 - Top is self-edged on four sides
 - Extra wide storage drawers.

* Note, standard extra wide storage drawers are not suitable for filing, Contact Customer Service for alternative configuration to suit this requirement.



Model # 28701
Shown in Rift Cut Oak with Swivel Pulls, FP-5, and silver anodized aluminum trim.

Model # 28725
Shown in Rift Cut Oak with Swivel Pulls, FP-5, and silver anodized aluminum trim.

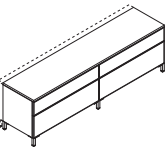
VOX® CREDENZAS ON LEGS – 29” HIGH



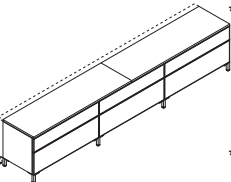
Self Edge Top



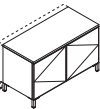
Available in two depths as illustrated



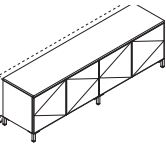
Available in two depths as illustrated



Available in two depths as illustrated



Available in two depths as illustrated



Available in two depths as illustrated

	Model Number	Cabinet Finish	Top Finish	L" x	D" x	H"	List Price
*	28751/2	Wood	Wood	47 3⁄16	19 3⁄4	29	5,245
	28751/3	Paint	Wood				4,725
	28751/5	Wood	Laminate				4,995
	28751/4	Paint	Laminate				4,485
*	28711	Wood	Wood	47 3⁄16	25 1⁄4	29	5,955
	28711/3	Paint	Wood				5,365
	28711/5	Wood	Laminate				5,665
	28711/4	Paint	Laminate				5,100
**	28752/2	Wood	Wood	94 9⁄16	19 3⁄4	29	9,400
	28752/3	Paint	Wood				8,465
	28752/5	Wood	Laminate				8,935
	28752/4	Paint	Laminate				8,035
**	28712	Wood	Wood	94 9⁄16	25 1⁄4	29	10,680
	28712/3	Paint	Wood				9,615
	28712/5	Wood	Laminate				10,140
	28712/4	Paint	Laminate				9,130
***	28753/2	Wood	Wood	141 15⁄16	19 3⁄4	29	14,060
	28753/3	Paint	Wood				12,670
	28753/5	Wood	Laminate				13,375
	28753/4	Paint	Laminate				12,040
***	28713	Wood	Wood	141 15⁄16	25 1⁄4	29	15,990
	28713/3	Paint	Wood				14,395
	28713/5	Wood	Laminate				15,170
	28713/4	Paint	Laminate				13,665
*	28754/2	Wood	Wood	47 3⁄16	19 3⁄4	29	5,000
	28754/3	Paint	Wood				4,495
	28754/5	Wood	Laminate				4,745
	28754/4	Paint	Laminate				4,265
Frosted Glass Doors - Add "/G" to model # and \$200 to price							
*	28714	Wood	Wood	47 3⁄16	25 1⁄4	29	5,670
	28714/3	Paint	Wood				5,110
	28714/5	Wood	Laminate				5,390
	28714/4	Paint	Laminate				4,850
Frosted Glass Doors - Add "/G" to model # and \$200 to price							
**	28755/2	Wood	Wood	94 9⁄16	19 3⁄4	29	8,950
	28755/3	Paint	Wood				8,040
	28755/5	Wood	Laminate				8,500
	28755/4	Paint	Laminate				7,665
Frosted Glass Doors - Add "/G" to model # and \$400 to price							
**	28715	Wood	Wood	94 9⁄16	25 1⁄4	29	10,160
	28715/3	Paint	Wood				9,145
	28715/5	Wood	Laminate				9,655
	28715/4	Paint	Laminate				8,680
Frosted Glass Doors - Add "/G" to model # and \$400 to price							

Product Description

Vox credenzas on legs are available in two standard depths: 19¾" and 25¼" and three standard heights: 20¼", 29" and 34¼".

- Standard finish options are selected by model number and include:
- Wood case with wood top
 - Painted case with wood top
 - Wood case with laminate top
 - Painted case with laminate top

For credenzas with Fingerprint Resistant P-Lam, please contact customer service for upcharge.

Choose standard wood veneers, plastic laminates and aluminum/ paint finishes from page 8-12.

Credenza doors include aluminum trim around the perimeter that is available in all of the standard aluminum finishes on page 12.

Where applicable, doors may be specified with optional glass panels in a variety of transparencies and colors. Contact Nienkämper Customer Service (1-800-668-9318) for specific information regarding glass doors options.

Doors are standard with push latches. A variety of optional pulls are specified on page 345. Glass doors are not available with pulls

Cabinets are built in sections not exceeding three pedestal widths, with tops shipped separately. Tops longer than 118" in length are made in two pieces.

To enhance the function of your credenza a range of optional interiors can be selected on pages 351-358.

Door pedestals cannot accommodate refrigerator or Equipment storage racks.

Standard features:

- Easily leveled at the base of each metal leg
- Top is self-edged on four sides
- Extra wide shallow and deep storage drawers.
- Single pedestal interior dimensions:
25½" deep - 22" W x 23½" D x 21¾" H
20" deep - 22" W x 18½" D x 21¾" H

*** Note, standard extra wide storage drawers are not suitable for filing, Contact Customer Service for alternative configuration to suit this requirement.**



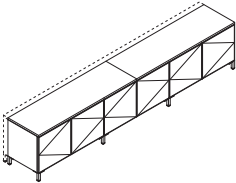
Model # 28712
Shown in Rift Cut Oak with Flush Pulls, FP-5, and silver anodized aluminum trim.

- * Cabinet in 1 piece, Top in 1 piece
- ** Cabinet in 2 pieces, Top in 1 piece
- *** Cabinet in 2 pieces, Top in 2 pieces

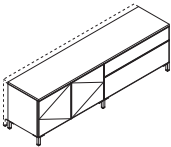
VOX® CREDENZAS ON LEGS – 29” HIGH



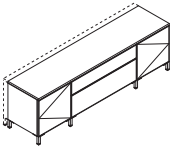
Self Edge Top



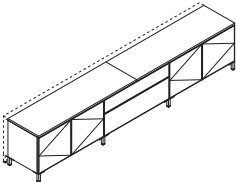
Available in two depths as illustrated



Available in two depths as illustrated



Available in two depths as illustrated



Available in two depths as illustrated

	Model Number	Cabinet Finish	Top Finish	L" x	D" x	H"	List Price
***	28756/2	Wood	Wood	141 15/16	19 ¾	29	13,395
	28756/3	Paint	Wood				12,055
	28756/5	Wood	Laminate				12,725
	28756/4	Paint	Laminate				11,445
	Frosted Glass Doors - Add " /G" to model # and \$600 to price						
***	28716	Wood	Wood	141 15/16	25 ¼	29	15,205
	28716/3	Paint	Wood				13,690
	28716/5	Wood	Laminate				14,455
	28716/4	Paint	Laminate				13,005
	Frosted Glass Doors - Add " /G" to model # and \$600 to price						
*	28757/2	Wood	Wood	94 9/16	19 ¾	29	9,675
	28757/3	Paint	Wood				8,700
	28757/5	Wood	Laminate				9,185
	28757/4	Paint	Laminate				8,265
	Frosted Glass Doors - Add " /G" to model # and \$500 to price						
*	28717	Wood	Wood	94 9/16	25 ¼	29	10,975
	28717/3	Paint	Wood				9,895
	28717/5	Wood	Laminate				10,435
	28717/4	Paint	Laminate				9,400
	Frosted Glass Doors - Add " /G" to model # and \$500 to price						
**	28758/2	Wood	Wood	94 9/16	19 ¾	29	9,780
	28758/3	Paint	Wood				8,800
	28758/5	Wood	Laminate				9,300
	28758/4	Paint	Laminate				8,375
	Frosted Glass Doors - Add " /G" to model # and \$500 to price						
**	28718	Wood	Wood	94 9/16	25 ¼	29	11,100
	28718/3	Paint	Wood				9,995
	28718/5	Wood	Laminate				10,555
	28718/4	Paint	Laminate				9,495
	Frosted Glass Doors - Add " /G" to model # and \$500 to price						
***	28759/2	Wood	Wood	141 15/16	19 ¾	29	13,890
	28759/3	Paint	Wood				12,510
	28759/5	Wood	Laminate				13,190
	28759/4	Paint	Laminate				11,890
	Frosted Glass Doors - Add " /G" to model # and \$700 to price						
***	28719	Wood	Wood	141 15/16	25 ¼	29	15,785
	28719/3	Paint	Wood				14,205
	28719/5	Wood	Laminate				14,990
	28719/4	Paint	Laminate				13,495
	Frosted Glass Doors - Add " /G" to model # and \$700 to price						

- * Cabinet in 1 piece, Top in 1 piece
** Cabinet in 2 pieces, Top in 1 piece
*** Cabinet in 2 pieces, Top in 2 pieces

Vox credenzas on legs are available in two standard depths: 20" and 25 1/4" and three standard heights: 20 1/4", 29" and 34 1/4".

Standard finish options are selected by model number and include:

- Wood case with wood top
- Painted case with wood top
- Wood case with laminate top
- Painted case with laminate top

For credenzas with Fingerprint Resistant P-Lam, please contact customer service for upcharge.

Choose standard wood veneers, plastic laminates, and aluminum/ paint finishes from pages 8-12.

Credenza doors include aluminum trim around the perimeter that is available in all of the standard aluminum finishes on page 12.

Where applicable doors may be specified with optional glass panels in a variety of transparencies and colors. Contact Nienkämper Customer Service (1-800-668-9318) for specific information regarding glass doors options.

Doors are standard with push latches. A variety of optional pulls are specified on page 345. Glass doors are not available with pulls.

Cabinets are built in sections not exceeding three pedestal widths with tops shipped separately. Tops longer than 118" in length are made in two pieces.

To enhance the function of your credenza a range of optional interiors can be selected on pages 351-358.

Door pedestals cannot accommodate refrigerator or Equipment storage racks.

- Standard features:
- Easily leveled at the base of each metal leg
 - Top is self-edged on four sides
 - Extra wide shallow and deep storage drawers.
 - Single pedestal interior dimensions:
25 1/4" deep - 22" W x 23 1/2" D x 21 1/4" H
20" deep - 22" W x 18 1/8" D x 21 1/4" H

* Note, standard extra wide storage drawers are not suitable for filing, Contact Customer Service for alternative configuration to suit this requirement.

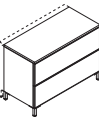


Model # 28712
Shown in Rift Cut Oak with Flush Pulls, FP-5, and silver anodized aluminum trim.

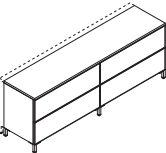
VOX® CREDENZAS ON LEGS – 34¼” HIGH



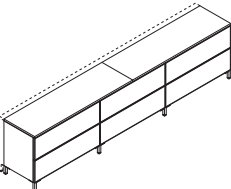
Self Edge Top



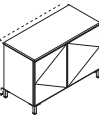
Available in two depths as illustrated



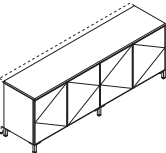
Available in two depths as illustrated



Available in two depths as illustrated



Available in two depths as illustrated



Available in two depths as illustrated



Model Number	Cabinet Finish	Top Finish	L" x	D" x	H"	List Price
* 28761/2	Wood	Wood	47 3⁄16	19 3⁄4	34 1⁄4	5,460
28761/3	Paint	Wood				4,905
28761/5	Wood	Laminate				5,195
28761/4	Paint	Laminate				4,675
* 28721	Wood	Wood	47 3⁄16	25 1⁄4	34 1⁄4	6,190
28721/3	Paint	Wood				5,575
28721/5	Wood	Laminate				5,875
28721/4	Paint	Laminate				5,295
** 28762/2	Wood	Wood	94 9⁄16	19 3⁄4	34 1⁄4	9,775
28762/3	Paint	Wood				8,795
28762/5	Wood	Laminate				9,285
28762/4	Paint	Laminate				8,370
** 28722	Wood	Wood	94 9⁄16	25 1⁄4	34 1⁄4	11,100
28722/3	Paint	Wood				9,990
28722/5	Wood	Laminate				10,555
28722/4	Paint	Laminate				9,485
*** 28763/2	Wood	Wood	141 15⁄16	19 3⁄4	34 1⁄4	14,645
28763/3	Paint	Wood				13,180
28763/5	Wood	Laminate				13,910
28763/4	Paint	Laminate				12,530
*** 28723	Wood	Wood	25 1⁄4	25 1⁄4	34 1⁄4	16,625
28723/3	Paint	Wood				14,970
28723/5	Wood	Laminate				15,805
28723/4	Paint	Laminate				14,235
* 28764/2	Wood	Wood	47 3⁄16	19 3⁄4	34 1⁄4	5,195
28764/3	Paint	Wood				4,685
28764/5	Wood	Laminate				4,930
28764/4	Paint	Laminate				4,445
Frosted Glass Doors - Add "/G" to model # and \$200 to price						
* 28724	Wood	Wood	47 3⁄16	25 1⁄4	34 1⁄4	5,890
28724/3	Paint	Wood				5,305
28724/5	Wood	Laminate				5,605
28724/4	Paint	Laminate				5,035
Frosted Glass Doors - Add "/G" to model # and \$200 to price						
** 28765/2	Wood	Wood	94 9⁄16	19 3⁄4	34 1⁄4	9,305
28765/3	Paint	Wood				8,390
28765/5	Wood	Laminate				8,840
28765/4	Paint	Laminate				7,955
Frosted Glass Doors - Add "/G" to model # and \$400 to price						
** 28725	Wood	Wood	94 9⁄16	25 1⁄4	34 1⁄4	10,570
28725/3	Paint	Wood				9,515
28725/5	Wood	Laminate				10,025
28725/4	Paint	Laminate				9,030
Frosted Glass Doors - Add "/G" to model # and \$400 to price						

Vox credenzas on legs are available in two standard depths: 20" and 25¼" and three standard heights: 20¼", 29" and 34¼".

Standard finish options are selected by model number and include:

- Wood case with wood top
- Painted case with wood top
- Wood case with laminate top
- Painted case with laminate top

For credenzas with Fingerprint Resistant P-Lam, please contact customer service for upcharge.

Choose standard wood veneers, plastic laminates, and aluminum/ paint finishes from pages 8-12.

Credenza doors include aluminum trim around the perimeter that is available in all of the standard aluminum finishes on page 12.

Where applicable doors may be specified with optional glass panels in a variety of transparencies and colors. Contact Nienkämper Customer Service (1-800-668-9318) for specific information regarding glass doors options.

Doors are standard with push latches for opening. A variety of optional pulls are specified on page 345. Glass doors are not available with pulls.

Cabinets are built in sections not exceeding three pedestal widths, with tops shipped separately. Tops longer than 118" in length are made in two pieces.

To enhance the function of your credenza a range of optional interiors can be selected on pages 351-358.

Door pedestals 20" deep cannot accommodate refrigerators or equipment racks.

Standard features:

- Easily leveled at the base of each metal leg
- Top is self-edged on four sides
- Extra wide storage drawers.
- Single pedestal interior dimensions:
25¼" deep - 22" W x 23½" D x 26" H
20" deep - 22" W x 18½" D x 26" H

* **Note, standard extra wide storage drawers are not suitable for filing, Contact Customer Service for alternative configuration to suit this requirement.**

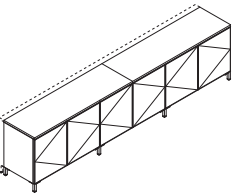
Model # 28723
Shown in Quarter Cut Natural Walnut with Flush Pulls, FP2-S, and silver anodized aluminum trim.

* Cabinet in 1 piece, Top in 1 piece
** Cabinet in 2 pieces, Top in 1 piece
*** Cabinet in 2 pieces, Top in 2 pieces

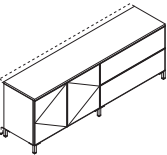
VOX® CREDENZAS ON LEGS – 34¼” HIGH



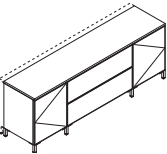
Self Edge Top



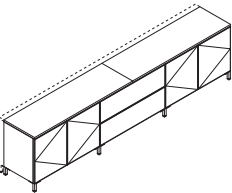
Available in two depths as illustrated



Available in two depths as illustrated



Available in two depths as illustrated



Available in two depths as illustrated

	Model Number	Cabinet Finish	Top Finish	L" x	D" x	H"	List Price
***	28766/2	Wood	Wood	141 15/16	19 ¾	34 ¼	13,930
	28766/3	Paint	Wood				12,530
	28766/5	Wood	Laminate				13,245
	28766/4	Paint	Laminate				11,910
	Frosted Glass Doors - Add "/G" to model # and \$600 to price						
***	28726	Wood	Wood	141 15/16	25 ¼	34 ¼	15,810
	28726/3	Paint	Wood				14,240
	28726/5	Wood	Laminate				15,040
	28726/4	Paint	Laminate				13,535
	Frosted Glass Doors - Add "/G" to model # and \$600 to price						
*	28767/2	Wood	Wood	94 9/16	19 ¾	34 ¼	10,070
	28767/3	Paint	Wood				9,065
	28767/5	Wood	Laminate				9,565
	28767/4	Paint	Laminate				8,630
	Frosted Glass Doors - Add "/G" to model # and \$500 to price						
*	28727	Wood	Wood	94 9/16	25 ¼	34 ¼	11,435
	28727/3	Paint	Wood				10,285
	28727/5	Wood	Laminate				10,870
	28727/4	Paint	Laminate				9,780
	Frosted Glass Doors - Add "/G" to model # and \$500 to price						
**	28768/2	Wood	Wood	94 9/16	19 ¾	34 ¼	10,175
	28768/3	Paint	Wood				9,170
	28768/5	Wood	Laminate				9,670
	28768/4	Paint	Laminate				8,700
	Frosted Glass Doors - Add "/G" to model # and \$500 to price						
**	28728	Wood	Wood	94 9/16	25 ¼	34 ¼	11,550
	28728/3	Paint	Wood				10,405
	28728/5	Wood	Laminate				10,970
	28728/4	Paint	Laminate				9,895
	Frosted Glass Doors - Add "/G" to model # and \$500 to price						
***	28769/2	Wood	Wood	141 15/16	19 ¾	34 ¼	14,430
	28769/3	Paint	Wood				13,000
	28769/5	Wood	Laminate				10,855
	28769/4	Paint	Laminate				12,345
	Frosted Glass Doors - Add "/G" to model # and \$700 to price						
***	28729	Wood	Wood	141 15/16	25 ¼	34 ¼	16,395
	28729/3	Paint	Wood				14,750
	28729/5	Wood	Laminate				15,570
	28729/4	Paint	Laminate				14,035
	Frosted Glass Doors - Add "/G" to model # and \$700 to price						

* Cabinet in 1 piece, Top in 1 piece
** Cabinet in 2 pieces, Top in 1 piece
*** Cabinet in 2 pieces, Top in 2 pieces






Door pedestals 20" deep cannot accommodate refrigerators or equipment racks.

- Standard features:**
- Easily leveled at the base of each metal leg
 - Top is self-edged on four sides
 - Extra wide storage drawers.
 - Single pedestal interior dimensions:
25¼" deep - 22" W x 23½" D x 26" H
20" deep - 22" W x 18½" D x 26" H
- * **Note, standard extra wide storage drawers are not suitable for filing, Contact Customer Service for alternative configuration to suit this requirement.**



Model # 28723
Shown in Quarter Cut Natural Walnut with Flush Pulls, FP2-S, and silver anodized aluminum trim.

VOX® CREDENZA DRAWER/DOOR PULL SPECIFICATIONS

	Finish	Model Number	L" x	D" x	H"	Product Description
Flush Pull - Paint Finish	Silver	FP-S	2	1 3⁄4	1⁄16	<p>The Flush Pull is cast stainless steel finished in standard paint finishes to match the cabinets. When ordering pulls, add the drawer pull code to the end of the model number of the cabinet selected.</p> <p>Flush pulls are horizontal on credenza fronts, vertical on closet fronts.</p>
						
Flush Pull 2 - Paint Finish	Silver	FP2-S	4 1⁄2 - 7	2 1⁄8	3⁄16	<p>The Flush Pull 2 is die cast zinc and is finished in a metallic silver paint, supplied in two sizes scaled to fit the cabinet fronts. When ordering pulls, add the drawer pull code to the end of the model number of the cabinet selected.</p> <p>Flush pulls are horizontal on credenza fronts, vertical on closet fronts.</p>
						
Swivel Pull - Paint Finish	Silver	SP-S	1 1⁄8	1 3⁄4	1⁄16	<p>The Swivel Pull is cast stainless steel finished in standard paint finishes to match the cabinets. When ordering pulls, add the drawer pull code to the end of the model number of the cabinet selected.</p>
						
Bar Pull - Stainless Steel	Satin Finish	BP-BSS	13 3⁄8 - 19 3⁄8	3⁄8	1 1⁄2	<p>The Satin-finished Stainless Steel Bar Pull is supplied in two sizes scaled to fit the cabinet fronts. All bar pulls run horizontally on credenza fronts, and vertically on closet fronts. When ordering pulls, add the drawer pull code to the end of the model number of the cabinet selected.</p>
						
Bar Pull - Anodized Aluminum	Silver	BP-S	14-20	3⁄8	1 1⁄2	<p>The anodized aluminum Bar Pull is supplied in two sizes scaled to fit the cabinet fronts. All bar pulls run horizontally on credenza fronts and vertically on closet fronts. Available in three standard anodized aluminum finishes to match cabinets. When ordering pulls, add the drawer pull code to the end of the model number of the cabinet selected.</p>
	Champagne	BP-C				
	Light Bronze	BP-LB				
						

VOX® CREDENZAS – PULL POSITIONS

FLUSH PULL



Flush Pull – FP-S

SWIVEL PULL



Swivel Pull – SP-S

BAR PULL



Aluminum Bar Pull – BP-S, 14"



Aluminum Bar Pull – BP-S, 20"



VOX® OUTLINE CREDENZAS

Self Edge



1 DOOR CASE



Model Number	Finish	L"	D"	H"	List Price
58006/2	Wood	26 7⁄8	20	29	3,475
58006/5	Laminate	26 7⁄8	20	29	3,290
58005/2	Wood	26 7⁄8	20	34 1⁄4	3,650
58005/5	Laminate	26 7⁄8	20	34 1⁄4	3,460
58004/2	Wood	26 7⁄8	20	37	3,830
58004/5	Laminate	26 7⁄8	20	37	3,635
58003/2	Wood	26 7⁄8	25 1⁄8	29	3,940
58003/5	Laminate	26 7⁄8	25 1⁄8	29	3,730
58002/2	Wood	26 7⁄8	25 1⁄8	34 1⁄4	4,145
58002/5	Laminate	26 7⁄8	25 1⁄8	34 1⁄4	3,930
58001/2	Wood	26 7⁄8	25 1⁄8	37	4,360
58001/5	Laminate	26 7⁄8	25 1⁄8	37	4,130

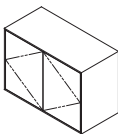
Outline Credenzas are offered in 2 depths (20" & 25 1⁄8") and 3 heights (29", 34 1⁄4" & 37").

Standard finishes are specified by model# +
"W" = Wood door
"P" = Laminate
"PW"= Wood perimeter band
"PL"= Laminate Perimeter Band

Perimeter Band has thickness of 5⁄8"

Perimeter Band in 2 pieces at 103%"

2 DOOR CREDENZA



58012/2	Wood	52 3⁄8	20	29	4,585
58012/5	Laminate	52 3⁄8	20	29	4,355
58011/2	Wood	52 3⁄8	20	34 1⁄4	4,820
58011/5	Laminate	52 3⁄8	20	34 1⁄4	4,580
58010/2	Wood	52 3⁄8	20	37	5,065
58010/5	Laminate	52 3⁄8	20	37	4,805
58009/2	Wood	52 3⁄8	25 1⁄8	29	5,205
58009/5	Laminate	52 3⁄8	25 1⁄8	29	4,950
58008/2	Wood	52 3⁄8	25 1⁄8	34 1⁄4	5,480
58008/5	Laminate	52 3⁄8	25 1⁄8	34 1⁄4	5,205
58007/2	Wood	52 3⁄8	25 1⁄8	37	5,650
58007/5	Laminate	52 3⁄8	25 1⁄8	37	5,470



Doored cabinets come standard with 1" thick 3 position adjustable shelf.

Touch catches are standard for all doors

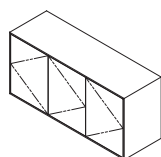
20" Deep credenzas are not compatible with most equipment and fridges.

Finished back to be specified at time of order

Locks available upon special request contact customer service for upcharge

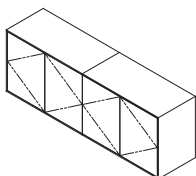
For credenzas with Fingerprint Resistant P-Lam, please contact customer service for upcharge.

3 DOOR CREDENZA



58018/2	Wood	77 7⁄8	20	29	6,425
58018/5	Laminate	77 7⁄8	20	29	6,110
58017/2	Wood	77 7⁄8	20	34 1⁄4	6,755
58017/5	Laminate	77 7⁄8	20	34 1⁄4	6,430
58016/2	Wood	77 7⁄8	20	37	7,095
58016/5	Laminate	77 7⁄8	20	37	6,750
58015/2	Wood	77 7⁄8	25 1⁄8	29	7,295
58015/5	Laminate	77 7⁄8	25 1⁄8	29	6,560
58014/2	Wood	77 7⁄8	25 1⁄8	34 1⁄4	7,680
58014/5	Laminate	77 7⁄8	25 1⁄8	34 1⁄4	6,900
58013/2	Wood	77 7⁄8	25 1⁄8	37	8,065
58013/5	Laminate	77 7⁄8	25 1⁄8	37	7,245

4 DOOR CREDENZA



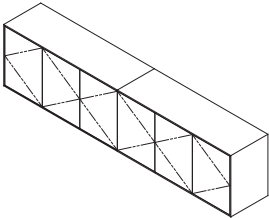
58024/2	Wood	103 3⁄8	20	29	7,550
58024/5	Laminate	103 3⁄8	20	29	7,170
58023/2	Wood	103 3⁄8	20	34 1⁄4	7,940
58023/5	Laminate	103 3⁄8	20	34 1⁄4	7,550
58022/2	Wood	103 3⁄8	20	37	8,345
58022/5	Laminate	103 3⁄8	20	37	7,930
58021/2	Wood	103 3⁄8	25 1⁄8	29	8,570
58021/5	Laminate	103 3⁄8	25 1⁄8	29	7,915
58020/2	Wood	103 3⁄8	25 1⁄8	34 1⁄4	9,020
58020/5	Laminate	103 3⁄8	25 1⁄8	34 1⁄4	8,330
58019/2	Wood	103 3⁄8	25 1⁄8	37	9,475
58019/5	Laminate	103 3⁄8	25 1⁄8	37	8,750



VOX® OUTLINE CREDENZAS



6 DOOR CREDENZA



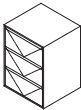
Model Number	Finish	L"	D"	H"	List Price
58030/2	Wood	154 3⁄8	20	29	10,520
58030/5	Laminate	154 3⁄8	20	29	10,000
58029/2	Wood	154 3⁄8	20	34 1⁄4	11,065
58029/5	Laminate	154 3⁄8	20	34 1⁄4	10,525
58028/2	Wood	154 3⁄8	20	37	11,615
58028/5	Laminate	154 3⁄8	20	37	11,055
58027/2	Wood	154 3⁄8	25 1⁄8	29	12,750
58027/5	Laminate	154 3⁄8	25 1⁄8	29	12,125
58026/2	Wood	154 3⁄8	25 1⁄8	34 1⁄4	13,420
58026/5	Laminate	154 3⁄8	25 1⁄8	34 1⁄4	12,760
58025/2	Wood	154 3⁄8	25 1⁄8	37	14,095
58025/5	Laminate	154 3⁄8	25 1⁄8	37	13,395

Outline Credenzas are offered in 2 depths (20" & 251⁄8") and 3 heights (29", 341⁄4" & 37").

All drawers include bottom mounted soft close slides

Aluminum J-Pulls are standard with drawers. black finish typical but other powder coat finishes available upon request, contact customer service for details 800.668.9318

SINGLE CASE WITH 3 BOX DRAWERS



58033/2	Wood	26 7⁄8	25 1⁄8	29	4,915
58033/5	Paint	26 7⁄8	25 1⁄8	29	4,565
58032/2	Wood	26 7⁄8	25 1⁄8	34 1⁄4	5,175
58032/5	Paint	26 7⁄8	25 1⁄8	34 1⁄4	4,805
58031/2	Wood	26 7⁄8	25 1⁄8	37	5,435
58031/5	Paint	26 7⁄8	25 1⁄8	37	5,055



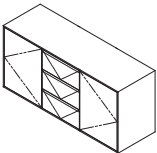
SINGLE CASE WITH 2 FILE DRAWERS



58036/2	Wood	26 7⁄8	25 1⁄8	29	4,535
58036/5	Laminate	26 7⁄8	25 1⁄8	29	4,200
58035/2	Wood	26 7⁄8	25 1⁄8	34 1⁄4	4,765
58035/5	Laminate	26 7⁄8	25 1⁄8	34 1⁄4	4,430
58034/2	Wood	26 7⁄8	25 1⁄8	37	5,005
58034/5	Laminate	26 7⁄8	25 1⁄8	37	4,655



2 DOOR, 3 BOX DRAWER CREDENZA



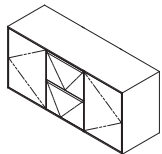
58042/2	Wood	77 7⁄8	20	29	9,500
58042/5	Laminate	77 7⁄8	20	29	8,910
58041/2	Wood	77 7⁄8	20	34 1⁄4	9,990
58041/5	Laminate	77 7⁄8	20	34 1⁄4	9,385
58040/2	Wood	77 7⁄8	20	37	10,490
58040/5	Laminate	77 7⁄8	20	37	9,855
58039/2	Wood	77 7⁄8	25 1⁄8	29	10,115
58039/5	Laminate	77 7⁄8	25 1⁄8	29	9,510
58038/2	Wood	77 7⁄8	25 1⁄8	34 1⁄4	10,645
58038/5	Laminate	77 7⁄8	25 1⁄8	34 1⁄4	10,005
58037/2	Wood	77 7⁄8	25 1⁄8	37	11,180
58037/5	Laminate	77 7⁄8	25 1⁄8	37	10,515

For credenzas with waste/ recycling pull out drawer located at end a black powder coated recessed pull is standard. Other colors available upon special request.

Box Drawers interior dimensions are 221⁄2"W x 151⁄16"D x 6"D

File Drawers interior dimensions are 221⁄2"W x 151⁄16"D x 83⁄4"D

2 DOOR, 2 FILE DRAWER CREDENZA



58048/2	Wood	77 7⁄8	20	29	9,105
58048/5	Laminate	77 7⁄8	20	29	8,550
58047/2	Wood	77 7⁄8	20	34 1⁄4	9,575
58047/5	Laminate	77 7⁄8	20	34 1⁄4	8,995
58046/2	Wood	77 7⁄8	20	37	10,060
58046/5	Laminate	77 7⁄8	20	37	9,450
58045/2	Wood	77 7⁄8	25 1⁄8	29	9,725
58045/5	Laminate	77 7⁄8	25 1⁄8	29	9,145
58044/2	Wood	77 7⁄8	25 1⁄8	34 1⁄4	10,230
58044/5	Laminate	77 7⁄8	25 1⁄8	34 1⁄4	9,625
58043/2	Wood	77 7⁄8	25 1⁄8	37	10,750
58043/5	Laminate	77 7⁄8	25 1⁄8	37	10,110

File drawers include pre-installed profiles that accept standard file folder hangers

Drawer are only available in single width cases.

20" Deep credenzas are not compatible with most equipment and fridges.

Finished back to be specified at time of order

Locks available upon special request contact customer service for upcharge

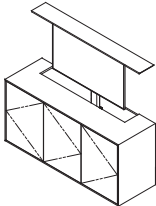
For credenzas with Fingerprint Resistant P-Lam, please contact customer service for upcharge.

VOX® OUTLINE CREDENZAS



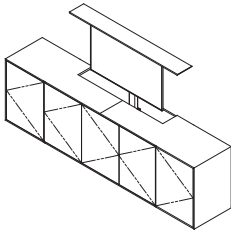
Model Number	Finish	L"	D"	H"	List Price
--------------	--------	----	----	----	------------

3 DOOR CREDENZA WITH TV LIFT



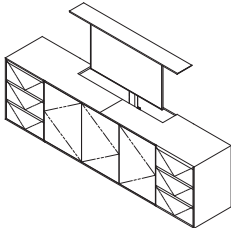
58054/2	(TV LIFT SYSTEM FOR TV UP TO 50")	Wood	77 7⁄8	20	29	14,985
58054/5		Laminate	77 7⁄8	20	29	14,680
58053/2	(TV LIFT SYSTEM FOR TV UP TO 55")	Wood	77 7⁄8	20	34 1⁄4	16,060
58053/5		Laminate	77 7⁄8	20	34 1⁄4	15,735
58052/2	(TV LIFT SYSTEM FOR TV UP TO 65")	Wood	77 7⁄8	20	37	16,405
58052/5		Laminate	77 7⁄8	20	37	16,055
58051/2	(TV LIFT SYSTEM FOR TV UP TO 50")	Wood	77 7⁄8	25 1⁄8	29	15,865
58051/5		Laminate	77 7⁄8	25 1⁄8	29	15,135
58050/2	(TV LIFT SYSTEM FOR TV UP TO 55")	Wood	77 7⁄8	25 1⁄8	34 1⁄4	16,990
58050/5		Laminate	77 7⁄8	25 1⁄8	34 1⁄4	16,210
58049/2	(TV LIFT SYSTEM FOR TV UP TO 65")	Wood	77 7⁄8	25 1⁄8	37	17,375
58049/5		Laminate	77 7⁄8	25 1⁄8	37	16,560

5 DOOR CREDENZA WITH TV LIFT



58060/2	(TV LIFT SYSTEM FOR TV UP TO 50")	Wood	128 7⁄8	20	29	17,655
58060/5		Laminate	128 7⁄8	20	29	17,150
58059/2	(TV LIFT SYSTEM FOR TV UP TO 55")	Wood	128 7⁄8	20	34 1⁄4	18,870
58059/5		Laminate	128 7⁄8	20	34 1⁄4	18,340
58058/2	(TV LIFT SYSTEM FOR TV UP TO 65")	Wood	128 7⁄8	20	37	19,350
58058/5		Laminate	128 7⁄8	20	37	18,790
58057/2	(TV LIFT SYSTEM FOR TV UP TO 50")	Wood	128 7⁄8	25 1⁄8	29	18,940
58057/5		Laminate	128 7⁄8	25 1⁄8	29	18,365
58056/2	(TV LIFT SYSTEM FOR TV UP TO 55")	Wood	128 7⁄8	25 1⁄8	34 1⁄4	20,160
58056/5		Laminate	128 7⁄8	25 1⁄8	34 1⁄4	19,615
58055/2	(TV LIFT SYSTEM FOR TV UP TO 65")	Wood	128 7⁄8	25 1⁄8	37	20,715
58055/5		Laminate	128 7⁄8	25 1⁄8	37	20,135

3 DOOR / 6 BOX DRAWER CREDENZA WITH TV LIFT



58066/2	(TV LIFT SYSTEM FOR TV UP TO 50")	Wood	128 7⁄8	20	29	24,810
58066/5		Laminate	128 7⁄8	20	29	23,795
58065/2	(TV LIFT SYSTEM FOR TV UP TO 55")	Wood	128 7⁄8	20	34 1⁄4	26,400
58065/5		Laminate	128 7⁄8	20	34 1⁄4	25,340
58064/2	(TV LIFT SYSTEM FOR TV UP TO 65")	Wood	128 7⁄8	20	37	27,260
58064/5		Laminate	128 7⁄8	20	37	26,145
58063/2	(TV LIFT SYSTEM FOR TV UP TO 50")	Wood	128 7⁄8	25 1⁄8	29	25,685
58063/5		Laminate	128 7⁄8	25 1⁄8	29	24,240
58062/2	(TV LIFT SYSTEM FOR TV UP TO 55")	Wood	128 7⁄8	25 1⁄8	34 1⁄4	27,295
58062/5		Laminate	128 7⁄8	25 1⁄8	34 1⁄4	25,070
58061/2	(TV LIFT SYSTEM FOR TV UP TO 65")	Wood	128 7⁄8	25 1⁄8	37	28,235
58061/5		Laminate	128 7⁄8	25 1⁄8	37	26,645

Product Description:

- All TV units are pre-configured to include:
- 3 door width with touch catch latches
 - shallow front storage with adjustable shelves
 - 23" diameter pass through grommets to provide wire access from storage area to tv bay.
 - premium quality electric TV lift with RF remote control
 - bracket to mount TV to (no additional mounting brackets required)
 - all drawers include bottom mounted soft close slides
 - all drawers include extruded aluminum profile pull
 - box Drawer interior dimensions are 22½"W x 15¼"D x 6"D
 -
 - locks are available by special request

TV sizing per Credenza:

- 29" tall credenza 50" TV (Maximum size 25.4" x 43.9" x 2.12" / Maximum weight 100lbs)
- 34¼" tall credenza 55" TV (Maximum size 27.8" x 48.3" x 2.4" / Maximum weight 100lbs)
- 37" tall credenza 65" TV (Maximum size 32.6" x 57.1" x 2.4" / Maximum weight 100lbs)

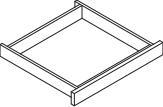
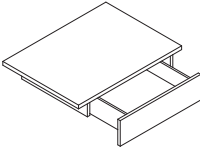
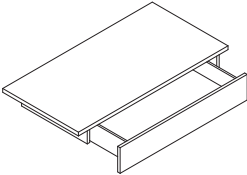
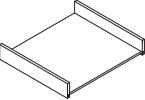
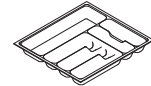
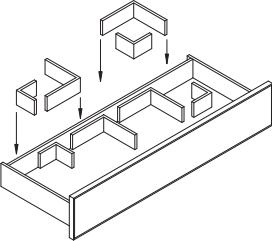
Included safety features:

- anti pinch lid mounting
- integrated anti collision sensors



VOX® CREDENZA INTERIOR OPTIONS

STANDARD FEATURES

	Model Number	L" x	D" x	H"	List Price	Product Description
<u>SINGLE PEDESTAL FIXED DRAWER</u>						
	28707	21	20 3⁄16	3 1⁄2	755	<ul style="list-style-type: none">• drawer assembly attaches to sub-top and can be added to a credenza at any time• fits into 1-ped & 2-ped openings (two can fit into a 2-ped opening)• drawer interior and face veneered and finished to match credenza• interior dimensions: 17 1⁄8"W x 16 1⁄16"D x 2 1⁄4"H• accommodates cutlery tray model (#28705)
<u>SINGLE PEDESTAL ADJUSTABLE SHELF WITH DRAWER</u>						
	23422	21 7⁄16	23 1⁄16	7 15⁄16	925	<ul style="list-style-type: none">• height-adjustable shelf with box drawer fits inside 1-ped opening• equipped with self-closing slides• drawer interior is black melamine• drawer face and shelf are veneered and finished to match credenza• interior dimensions: 15 1⁄8"W x 16"D x 4"H
<u>DOUBLE PEDESTAL ADJUSTABLE SHELF WITH DRAWER</u>						
	23423	45 9⁄16	23 1⁄16	7 15⁄16	1,225	<ul style="list-style-type: none">• height-adjustable shelf with box drawer fits inside 2-ped opening• equipped with self-closing slides• drawer interior is black melamine• drawer face and shelf are veneered and finished to match credenza• interior dimensions: 34 1⁄4"W x 16"D x 4"H
<u>CUTLERY TRAY SURROUND</u>						
	28706	18 1⁄4	16	3	255	<ul style="list-style-type: none">• fits into single ped fixed drawer (#28707), and single / double adjustable shelf drawer (#23422, #23423)• surround is veneer and finished to match credenza• accommodates cutlery tray - model #28705
<u>CUTLERY TRAY</u>						
	28705	17 1⁄4	16	2 1⁄8	180	<ul style="list-style-type: none">• plastic tray has 6 compartments (5 small, 1 large)• silver in color• fits into single adjustable shelf with drawer (#28707), and surround (28706)
<u>DOUBLE PEDESTAL BOX DRAWER DIVIDERS</u>						
4 LARGE & 4 SMALL INCLUDED						
	28709	4 1⁄4	4 1⁄4	3	730	<ul style="list-style-type: none">• "L"-shaped dividers for interior of 2-ped box drawer• used to organize drawer space• bottom of divider has hook-side velcro, and attaches to tempo fabric drawer liner (included)• rift-cut veneer and finished to match credenza



Model # 28707

Single Pedestal Fixed Drawer

- Shown with optional cutlery tray model #28705
- Fits into single pedestal opening



Model # 23423


Double Pedestal Adjustable Shelf with Drawer

- Positions are pre-drilled for all 2 pedestal wide openings

Model # 23422

Single Pedestal Adjustable Shelf with Drawer

- Same features as model #23423 but fits into single pedestal opening



Model # 28709






Double Pedestal Box Drawer Dividers

- This accessory allows large drawer interiors to be divided and re-arranged as required
- Velcro fabric drawer bottom included

VOX® CREDENZA INTERIOR OPTIONS

STANDARD FEATURES

Vox credenzas reflect Nienkämper’s commitment to producing well-made furniture that functions superbly. The optional interiors have been designed to enhance the basic design. The refrigerator selected is traditionally used in hospitality applications. *Most refrigerators cannot be accommodated in 20” deep credenzas.*

	Model Number	L” x	D” x	H”	List Price	Product Description
REFRIGERATOR						Model # 23449 <ul style="list-style-type: none">all necessary cutouts, ventilation, elevated black base and grommets are providedrefrigerator door opens separately from credenza doorfield reversible door hinge1.8 cu.ft. (51 litre) refrigeration capacityremovable shelves and in door storagefits into single pedestal width of 29” high and 34 1/4” high credenzas on legsSee compatibility chart for position / credenza details on pg 339
	23449	18	20 ½	20 ½	1,820	
PREMIUM REFRIGERATOR U-LINE 29R						Model # 23452 <ul style="list-style-type: none">all necessary cutouts, ventilation and mounting hardware for the refrigerator is providedThe refrigerator door is finished in stainless steel and opens separately from the credenza door.refrigerator door is hinged on the same side as credenza door3.5 cu. ft. refrigeration capacityadjustable tempered glass shelvesadjustable temperature controlscase and frame are matte black with a brushed stainless steel doorsee compatibility chart for position / credenza details pg 339
	23452	20 ¾	23	28 ½	6,050	
	23459				600	Model # 23459 is Interior Only (for client's own refrigerator including ventilation slot & grommet at the back)
MINI REFRIGERATOR						Model # 23520 <ul style="list-style-type: none">refrigerator door opens separately from credenza doorfield reversible door hinge0.85cu.ft. (24 liter) capacityadjustable wire shelfLED lighting and key locksee compatibility chart for position / credenza details pg 339
	23520	13 ¾	17 ¼	19 ¼	1,495	
SINGLE DRAWER REFRIGERATOR						Model # 23521 & 23522 <ul style="list-style-type: none">refrigerator drawer is mounted to wood face and opens with credenza drawerLED lightingdigital thermostat1.6cu.ft. (45 liter) capacitysee compatibility chart for position / credenza details pg 339
	23521	21 ½	22 ¼	17 ¾	4,990	
	23522	23 ½	22 ¾	17 ¾	5,635	
DOUBLE DRAWER REFRIGERATOR						Model # 23524 & 23525 <ul style="list-style-type: none">refrigerator drawer is mounted to wood face and opens with credenza drawerLED lightingdigital thermostat3.4cu.ft. (96 liter) capacity3.7cu.ft. (105 liter) capacitysee compatibility chart for position / credenza details pg 339
	23524	17 ¾	23 ¼	31 ½	6,420	
	23525	23 ¾	22 ¾	32	7,240	

VOX® CREDENZA INTERIOR OPTIONS

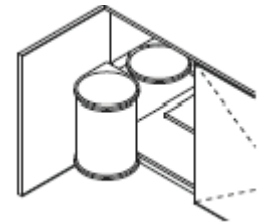
				2DRAWER		1DRAWER		1DOOR	1DOOR	1DOOR
										
NENKAMPERMDL#				23524	23525	23521	23522	23520	23452	23449
				17.75" w X 22.75" X 23.25" h	23.375" w X 22.75" X 32" h	21.5" w X 22.25" d X 17.75" h	23.5" w X 22.25" d X 17.75" h	13.75" w X 17.25" d X 19.25" h	20.938" w X 23.375" d X 28.438" h	17.813" w X 20.063" X 20.375" h
VOX CREDENZA	STYLE	DEPTH	HEIGHT							
	1PED CASE	25.375"	34.25"	<input type="checkbox"/>	<input type="checkbox"/>	<input checked="" type="checkbox"/>	<input type="checkbox"/>	<input checked="" type="checkbox"/>	<input checked="" type="checkbox"/>	<input checked="" type="checkbox"/>
		20"	34.25"	<input type="checkbox"/>	<input type="checkbox"/>	<input type="checkbox"/>	<input type="checkbox"/>	<input checked="" type="checkbox"/>	<input type="checkbox"/>	<input type="checkbox"/>
	2PED CASE	25.375"	34.25"	<input type="checkbox"/>	<input type="checkbox"/>	<input checked="" type="checkbox"/>	<input type="checkbox"/>	<input checked="" type="checkbox"/>	<input checked="" type="checkbox"/>	<input checked="" type="checkbox"/>
		20"	34.25"	<input type="checkbox"/>	<input type="checkbox"/>	<input type="checkbox"/>	<input type="checkbox"/>	<input checked="" type="checkbox"/>	<input type="checkbox"/>	<input type="checkbox"/>
	3PED CASE	25.375"	34.25"	<input type="checkbox"/>	<input type="checkbox"/>	<input checked="" type="checkbox"/>	<input type="checkbox"/>	<input checked="" type="checkbox"/>	<input checked="" type="checkbox"/>	<input checked="" type="checkbox"/>
		20"	34.25"	<input type="checkbox"/>	<input type="checkbox"/>	<input type="checkbox"/>	<input type="checkbox"/>	<input checked="" type="checkbox"/>	<input type="checkbox"/>	<input type="checkbox"/>
VOX ON LEGS										
	1PED CASE	25.25"	34.25"	<input type="checkbox"/>	<input type="checkbox"/>	<input checked="" type="checkbox"/>	<input type="checkbox"/>	<input checked="" type="checkbox"/>	<input type="checkbox"/>	<input checked="" type="checkbox"/>
			29"	<input type="checkbox"/>	<input type="checkbox"/>	<input checked="" type="checkbox"/>	<input type="checkbox"/>	<input checked="" type="checkbox"/>	<input type="checkbox"/>	<input checked="" type="checkbox"/>
			19.75"	<input type="checkbox"/>	<input type="checkbox"/>	<input type="checkbox"/>	<input type="checkbox"/>	<input type="checkbox"/>	<input type="checkbox"/>	<input type="checkbox"/>
		19.75"	34.25"	<input type="checkbox"/>	<input type="checkbox"/>	<input type="checkbox"/>	<input type="checkbox"/>	<input checked="" type="checkbox"/>	<input type="checkbox"/>	<input type="checkbox"/>
			29"	<input type="checkbox"/>	<input type="checkbox"/>	<input type="checkbox"/>	<input type="checkbox"/>	<input checked="" type="checkbox"/>	<input type="checkbox"/>	<input type="checkbox"/>
			19.75"	<input type="checkbox"/>	<input type="checkbox"/>	<input type="checkbox"/>	<input type="checkbox"/>	<input type="checkbox"/>	<input type="checkbox"/>	<input type="checkbox"/>
	2PED CASE	25.25"	34.25"	<input type="checkbox"/>	<input type="checkbox"/>	<input checked="" type="checkbox"/>	<input type="checkbox"/>	<input checked="" type="checkbox"/>	<input type="checkbox"/>	<input checked="" type="checkbox"/>
			29"	<input type="checkbox"/>	<input type="checkbox"/>	<input checked="" type="checkbox"/>	<input type="checkbox"/>	<input checked="" type="checkbox"/>	<input type="checkbox"/>	<input checked="" type="checkbox"/>
			19.75"	<input type="checkbox"/>	<input type="checkbox"/>	<input type="checkbox"/>	<input type="checkbox"/>	<input type="checkbox"/>	<input type="checkbox"/>	<input type="checkbox"/>
		19.75"	34.25"	<input type="checkbox"/>	<input type="checkbox"/>	<input type="checkbox"/>	<input type="checkbox"/>	<input checked="" type="checkbox"/>	<input type="checkbox"/>	<input type="checkbox"/>
			29"	<input type="checkbox"/>	<input type="checkbox"/>	<input type="checkbox"/>	<input type="checkbox"/>	<input checked="" type="checkbox"/>	<input type="checkbox"/>	<input type="checkbox"/>
			19.75"	<input type="checkbox"/>	<input type="checkbox"/>	<input type="checkbox"/>	<input type="checkbox"/>	<input type="checkbox"/>	<input type="checkbox"/>	<input type="checkbox"/>
SMPLCREDENZA										
	1PED CASE	25.125"	34.25"	<input checked="" type="checkbox"/>	<input type="checkbox"/>	<input checked="" type="checkbox"/>	<input type="checkbox"/>	<input checked="" type="checkbox"/>	<input checked="" type="checkbox"/>	<input checked="" type="checkbox"/>
			29"	<input type="checkbox"/>	<input type="checkbox"/>	<input checked="" type="checkbox"/>	<input type="checkbox"/>	<input checked="" type="checkbox"/>	<input type="checkbox"/>	<input checked="" type="checkbox"/>
		20"	34.25"	<input type="checkbox"/>	<input type="checkbox"/>	<input type="checkbox"/>	<input type="checkbox"/>	<input checked="" type="checkbox"/>	<input type="checkbox"/>	<input type="checkbox"/>
			29"	<input type="checkbox"/>	<input type="checkbox"/>	<input type="checkbox"/>	<input type="checkbox"/>	<input checked="" type="checkbox"/>	<input type="checkbox"/>	<input type="checkbox"/>
	2PED CASE	25.125"	34.25"	<input checked="" type="checkbox"/>	<input type="checkbox"/>	<input checked="" type="checkbox"/>	<input type="checkbox"/>	<input checked="" type="checkbox"/>	<input checked="" type="checkbox"/>	<input checked="" type="checkbox"/>
			29"	<input type="checkbox"/>	<input type="checkbox"/>	<input checked="" type="checkbox"/>	<input type="checkbox"/>	<input checked="" type="checkbox"/>	<input type="checkbox"/>	<input checked="" type="checkbox"/>
		20"	34.25"	<input type="checkbox"/>	<input type="checkbox"/>	<input type="checkbox"/>	<input type="checkbox"/>	<input checked="" type="checkbox"/>	<input type="checkbox"/>	<input type="checkbox"/>
			29"	<input type="checkbox"/>	<input type="checkbox"/>	<input type="checkbox"/>	<input type="checkbox"/>	<input checked="" type="checkbox"/>	<input type="checkbox"/>	<input type="checkbox"/>
SMPLCREDENZA WITH TV LEFT										
	1PED CASE	25.125"	34.25"	<input checked="" type="checkbox"/>	<input type="checkbox"/>	<input checked="" type="checkbox"/>	<input type="checkbox"/>	<input checked="" type="checkbox"/>	<input checked="" type="checkbox"/>	<input checked="" type="checkbox"/>
			29"	<input type="checkbox"/>	<input type="checkbox"/>	<input checked="" type="checkbox"/>	<input type="checkbox"/>	<input checked="" type="checkbox"/>	<input type="checkbox"/>	<input checked="" type="checkbox"/>
		20"	34.25"	<input type="checkbox"/>	<input type="checkbox"/>	<input type="checkbox"/>	<input type="checkbox"/>	<input checked="" type="checkbox"/>	<input type="checkbox"/>	<input type="checkbox"/>
			29"	<input type="checkbox"/>	<input type="checkbox"/>	<input type="checkbox"/>	<input type="checkbox"/>	<input checked="" type="checkbox"/>	<input type="checkbox"/>	<input type="checkbox"/>
	2PED CASE	25.125"	34.25"	<input checked="" type="checkbox"/>	<input type="checkbox"/>	<input checked="" type="checkbox"/>	<input type="checkbox"/>	<input checked="" type="checkbox"/>	<input checked="" type="checkbox"/>	<input checked="" type="checkbox"/>
			29"	<input type="checkbox"/>	<input type="checkbox"/>	<input checked="" type="checkbox"/>	<input type="checkbox"/>	<input checked="" type="checkbox"/>	<input type="checkbox"/>	<input checked="" type="checkbox"/>
		20"	34.25"	<input type="checkbox"/>	<input type="checkbox"/>	<input type="checkbox"/>	<input type="checkbox"/>	<input checked="" type="checkbox"/>	<input type="checkbox"/>	<input type="checkbox"/>
			29"	<input type="checkbox"/>	<input type="checkbox"/>	<input type="checkbox"/>	<input type="checkbox"/>	<input checked="" type="checkbox"/>	<input type="checkbox"/>	<input type="checkbox"/>
VOX OUTLINE CREDENZA										
	1PED CASE	25.125"	37"	<input checked="" type="checkbox"/>	<input checked="" type="checkbox"/>	<input checked="" type="checkbox"/>	<input checked="" type="checkbox"/>	<input checked="" type="checkbox"/>	<input checked="" type="checkbox"/>	<input checked="" type="checkbox"/>
			34.25"	<input type="checkbox"/>	<input type="checkbox"/>	<input checked="" type="checkbox"/>	<input checked="" type="checkbox"/>	<input checked="" type="checkbox"/>	<input checked="" type="checkbox"/>	<input checked="" type="checkbox"/>
			29"	<input type="checkbox"/>	<input type="checkbox"/>	<input checked="" type="checkbox"/>	<input checked="" type="checkbox"/>	<input checked="" type="checkbox"/>	<input type="checkbox"/>	<input checked="" type="checkbox"/>
		20"	37"	<input type="checkbox"/>	<input type="checkbox"/>	<input type="checkbox"/>	<input type="checkbox"/>	<input checked="" type="checkbox"/>	<input type="checkbox"/>	<input type="checkbox"/>
			34.25"	<input type="checkbox"/>	<input type="checkbox"/>	<input type="checkbox"/>	<input type="checkbox"/>	<input checked="" type="checkbox"/>	<input type="checkbox"/>	<input type="checkbox"/>
			29"	<input type="checkbox"/>	<input type="checkbox"/>	<input type="checkbox"/>	<input type="checkbox"/>	<input checked="" type="checkbox"/>	<input type="checkbox"/>	<input type="checkbox"/>
	2PED CASE	25.125"	37"	<input checked="" type="checkbox"/>	<input checked="" type="checkbox"/>	<input checked="" type="checkbox"/>	<input checked="" type="checkbox"/>	<input checked="" type="checkbox"/>	<input checked="" type="checkbox"/>	<input checked="" type="checkbox"/>
			34.25"	<input type="checkbox"/>	<input type="checkbox"/>	<input checked="" type="checkbox"/>	<input checked="" type="checkbox"/>	<input checked="" type="checkbox"/>	<input checked="" type="checkbox"/>	<input checked="" type="checkbox"/>
			29"	<input type="checkbox"/>	<input type="checkbox"/>	<input checked="" type="checkbox"/>	<input checked="" type="checkbox"/>	<input checked="" type="checkbox"/>	<input type="checkbox"/>	<input checked="" type="checkbox"/>
		20"	37"	<input type="checkbox"/>	<input type="checkbox"/>	<input type="checkbox"/>	<input type="checkbox"/>	<input checked="" type="checkbox"/>	<input type="checkbox"/>	<input type="checkbox"/>
			34.25"	<input type="checkbox"/>	<input type="checkbox"/>	<input type="checkbox"/>	<input type="checkbox"/>	<input checked="" type="checkbox"/>	<input type="checkbox"/>	<input type="checkbox"/>
			29"	<input type="checkbox"/>	<input type="checkbox"/>	<input type="checkbox"/>	<input type="checkbox"/>	<input checked="" type="checkbox"/>	<input type="checkbox"/>	<input type="checkbox"/>
LINEAR CREDENZA										
	GLUED UP SINGLE CASE	25.125"	34.25"	<input type="checkbox"/>	<input type="checkbox"/>	<input type="checkbox"/>	<input type="checkbox"/>	<input checked="" type="checkbox"/>	<input type="checkbox"/>	<input checked="" type="checkbox"/>
		20"	34.25"	<input type="checkbox"/>	<input type="checkbox"/>	<input type="checkbox"/>	<input type="checkbox"/>	<input checked="" type="checkbox"/>	<input type="checkbox"/>	<input type="checkbox"/>
		25.125"	29"	<input type="checkbox"/>	<input type="checkbox"/>	<input type="checkbox"/>	<input type="checkbox"/>	<input checked="" type="checkbox"/>	<input type="checkbox"/>	<input checked="" type="checkbox"/>
		20"	29"	<input type="checkbox"/>	<input type="checkbox"/>	<input type="checkbox"/>	<input type="checkbox"/>	<input checked="" type="checkbox"/>	<input type="checkbox"/>	<input type="checkbox"/>
LCS CREDENZA										
	GLUED UP SINGLE CASE	24"	34"	<input type="checkbox"/>	<input type="checkbox"/>	<input type="checkbox"/>	<input type="checkbox"/>	<input checked="" type="checkbox"/>	<input type="checkbox"/>	<input type="checkbox"/>
			29"	<input type="checkbox"/>	<input type="checkbox"/>	<input type="checkbox"/>	<input type="checkbox"/>	<input type="checkbox"/>	<input type="checkbox"/>	<input type="checkbox"/>
		18"	34"	<input type="checkbox"/>	<input type="checkbox"/>	<input type="checkbox"/>	<input type="checkbox"/>	<input type="checkbox"/>	<input type="checkbox"/>	<input type="checkbox"/>
			29"	<input type="checkbox"/>	<input type="checkbox"/>	<input type="checkbox"/>	<input type="checkbox"/>	<input type="checkbox"/>	<input type="checkbox"/>	<input type="checkbox"/>

VOX® CREDENZA INTERIOR OPTIONS

STANDARD FEATURES

Vox credenzas reflect Nienkämper's commitment to producing well-made furniture that functions superbly. The waste receptacle options below have been designed/selected to accommodate most boardroom and office waste and recycling requirements.

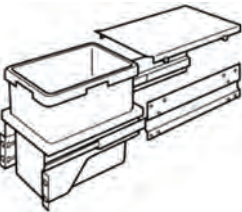
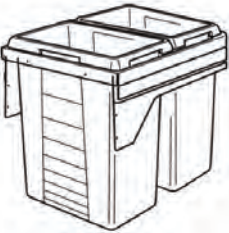
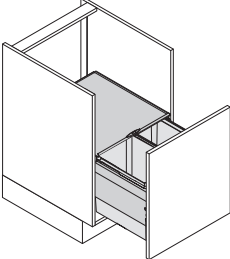
Model Number	L" x	D" x	H"	List Price	Product Description
<u>WASTE RECEPTACLE / FIXED SHELF</u>					
23454	14	12	16	1,155	<ul style="list-style-type: none">the waste receptacle is mounted on the inside gable and opens with the credenza doorthe waste receptacle can be specified behind any credenza doora short fixed shelf is provided in the remaining areathe waste receptacle is housed in a stainless steel canisteroverall capacity is 20 liters or 5¼ gallons



Model # 23454 Waste Bin with Shelf

VOX® CREDENZA INTERIOR OPTIONS

PULL OUT WASTE BIN

	Model Number	L" x	D" x	H"	List Price	Product Description
<div><div>SINGLE PULL OUT WASTE BIN</div></div>	23515	10 ½	16	17 ½	1,710	<ul style="list-style-type: none">1 - 30 litre (8 gallons) binplastic bin in grey, lid and bin holder in steel with silver grey epoxy-coatedsoft closing mechanismmounted to the inside of door and side gables of a single pedestalpull must be specified for the credenzalist price included the upcharge for modification of casing and pull out doorSingle Pull Out Waste Bin can be installed inside credenza of 20"D or 25½"D with 29"H or 34¼" or 34½"H credenzas
<div><div>DOUBLE PULL OUT WASTE & RE-CYCLE BIN - FRONT TO BACK</div></div>	23516	16 ½	20 ¾	21 ½	1,835	<ul style="list-style-type: none">2-38 litre (10 gallons) bins2 plastic bins in grey, lid and bin holder in steel with silver grey epoxy-coatedsoft closing mechanismmounted to the inside of door and side gables of a single pedestalpull must be specified for the credenzalist price included the upcharge for modification of casing and pull out doorDouble Pull Out Waste & Recycle Bin - Front to Back can only be installed inside 25½"D credenza with 34¼" or 34½"H
<div><div>DOUBLE PULL OUT WASTE & RE-CYCLE BIN - SIDE BY SIDE</div></div>	23517	16 ¼	18 ¼	18 ½	2,030	<ul style="list-style-type: none">2-21 litre (5.5 gallons) bin2 plastic bins in grey, lid and bin holder with double powder-coated metal cover with protective enamelsoft closing mechanismmounted to the inside of door and side gables of a single pedestalpull must be specified for the credenzalist price included the upcharge for modification of casing and pull out doorDouble Pull Out Waste & Recycle Bin - Side by Side can only be installed inside credenza of 25½"D with 29"H or 34¼" or 34½"H



Model # 23515



Model # 23516

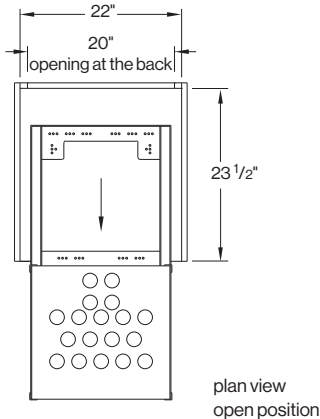
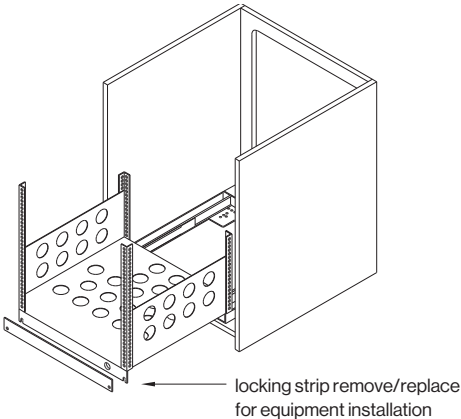


Model # 23517

STANDARD FEATURES

Vox Boardroom credenzas reflect Nienkämper’s commitment to producing well-made furniture that functions superbly. Optional interiors have been designed to enhance the basic design. Audio/Visual racking has been integrated directly into Vox credenzas providing optimum storage capacity for electronic equipment.

	Model Number	L" x D" x H"	List Price	Product Description
EQUIPMENT STORAGE - SLIDING RAIL SYSTEM	23458	19 x 19" x 22 ¾"	2,490	<ul style="list-style-type: none">takes the space of a single pedestal interiorused for rack-mounted electronic components 19" wide up to a height of "12U"
		Rack Dimension		
EQUIPMENT STORAGE - ROTATING SLIDING RAIL SYSTEM	23447	19 x 19 x 24	2,825	<ul style="list-style-type: none">steel construction on ball bearing slidespulls out easily for equipment servicingoptional pull out and swivel version
		Rack Dimension		
	23448	Interior Only (Rack supplied by others)	515	<ul style="list-style-type: none">opening at the back of the credenza is provided for wire access and ventilationlocking strip permanently locks rack in the closed positionoverall capacity is 150 lbs.black finishfits credenzas 34 1/4" high



Note: equipment not for use in 20" deep credenza or cart



Model # 23458
In closed position/locking strip in place.



Model # 23458
In open position for servicing/locking strip removed.

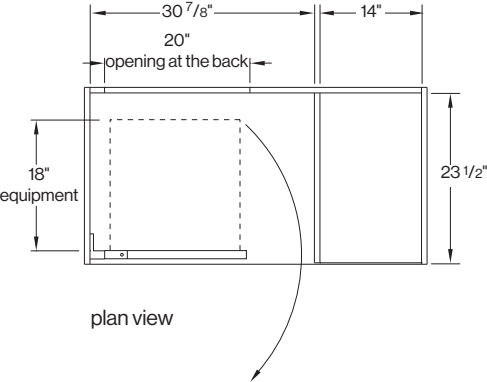
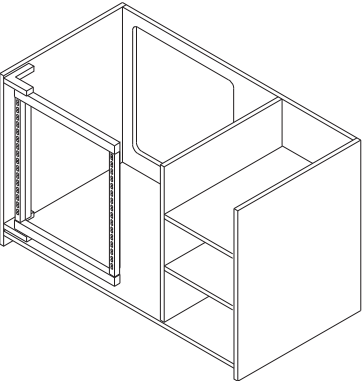
VOX® INTERIOR OPTIONS FOR 253⁄8" DEEP CREDENZA STYLES



STANDARD FEATURES

Vox Boardroom credenzas reflect Nienkämper's commitment to producing well-made furniture that functions superbly. Optional interiors have been designed to enhance the basic design. Audio/Visual racking has been integrated directly into Vox credenzas providing optimum storage capacity for electronic equipment.


Model Number	L" x D" x H"	List Price	Product Description
EQUIPMENT STORAGE - ROTATING SWING FRAME			
55026	21 3⁄4" x 4 1⁄2" x 25 1⁄2"	2,250	<ul style="list-style-type: none">takes the space of 2 pedestal interiors in any credenza size (with two 14" wide fixed shelves on right)used for rack-mounted electronic components 19" wide up to a height of "12U"
Rack Dimension			
55032	Interior Only (No rack supplied)	515	<ul style="list-style-type: none">steel construction with pivoting hingeeasily rotates out of the cabinet for equipment accessmay be locked in position with locking bolt.opening at the back of the credenza for additional wire access and ventilationoverall capacity is 150 Lbs.complete with equipment mounting hardwarebeige finishfits credenzas 34 1⁄4" high



Note: equipment not for use in 20" deep credenza or cart

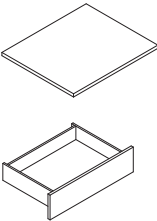
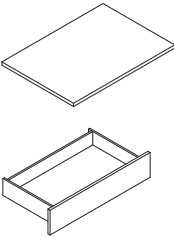
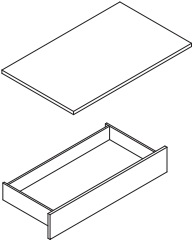
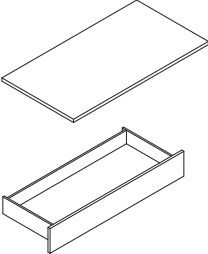
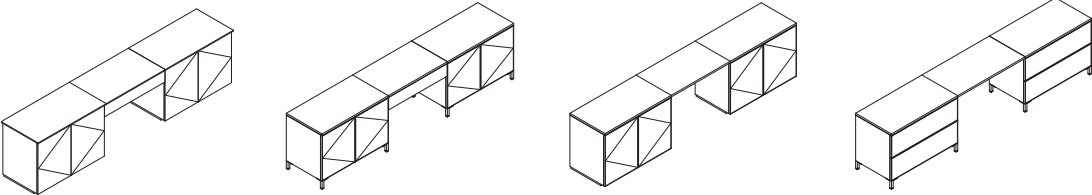


Model # 55026
Rotating Swing Frame shown inside a Vox credenza.



Model # 55026
Rotating Swing Frame pivoting out to allow access to the back of the equipment.

VOX® CREDENZA KNEESPACE TOPS FOR ALL CREDENZA STYLES

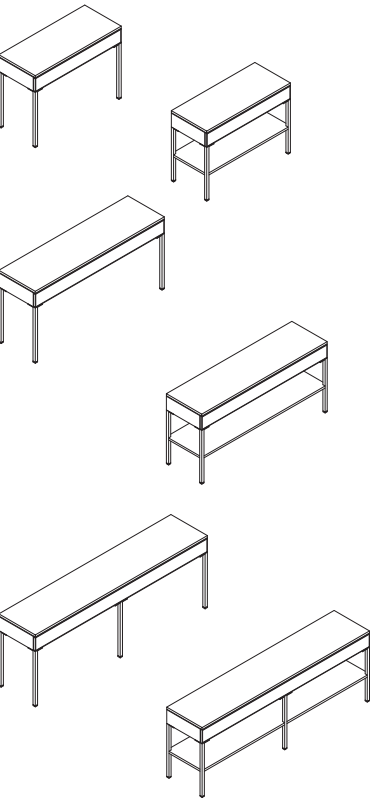
Tops for:	Model Number	L" x	D" x	H"	List Price	Product Description
	Vox Credenza on Legs	55291	30	25 1/2	1	690
	Vox Credenza	55295	30	25 3/8	1	690
	Boardroom Credenza	55299	30	25 3/8	1 1/4	760
	Kneespace Drawer	55303	29 5/8	19 1/8	7 5/8	870
	Vox Credenza on Legs	55292	36	25 1/2	1	790
	Vox Credenza	55296	36	25 3/8	1	790
	Boardroom Credenza	55300	36	25 3/8	1 1/4	830
	Kneespace Drawer	55304	35 5/8	19 1/8	7 5/8	930
	Vox Credenza on Legs	55293	42	25 1/2	1	855
	Vox Credenza	55297	42	25 3/8	1	855
	Boardroom Credenza	55301	42	25 3/8	1 1/4	900
	Kneespace Drawer	55305	41 5/8	19 1/8	7 5/8	1,030
	Vox Credenza on Legs	55294	48	25 1/2	1	945
	Vox Credenza	55298	48	25 3/8	1	945
	Boardroom Credenza	55302	48	25 3/8	1 1/4	995
	Kneespace Drawer	55306	47 5/8	19 1/8	7 5/8	1,120
						

VOX® CONSOLE TABLES ON LEGS



Self Edge

NO DRAWERS

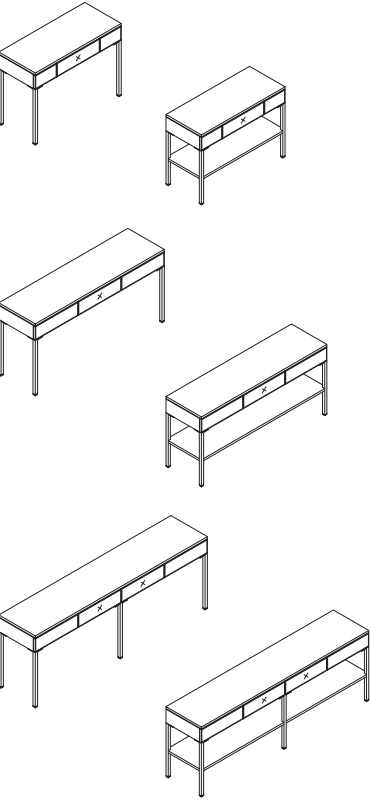


Model Number	L" x	D" x	H"	List Price
--------------	------	------	----	------------

55361	47 1⁄8	20	29	3,100
55362	47 1⁄8	20	34 1⁄4	3,235
55381	47 1⁄8	20	29	3,920
55382	47 1⁄8	20	34 1⁄4	4,090
55364	70 3⁄4	20	29	5,180
55365	70 3⁄4	20	34 1⁄4	5,430
55384	70 3⁄4	20	29	6,325
55385	70 3⁄4	20	34 1⁄4	6,590

55367	94 3⁄8	20	29	6,335
55368	94 3⁄8	20	34 1⁄4	6,655
55387	94 3⁄8	20	29	7,915
55388	94 3⁄8	20	34 1⁄4	8,295

WITH DRAWERS



55351	47 1⁄8	20	29	3,625
55352	47 1⁄8	20	34 1⁄4	3,765
55371	47 1⁄8	20	29	4,500
55372	47 1⁄8	20	34 1⁄4	4,610

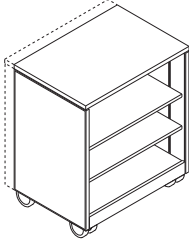
55354	70 3⁄4	20	29	5,690
55355	70 3⁄4	20	34 1⁄4	5,950
55374	70 3⁄4	20	29	6,850
55375	70 3⁄4	20	34 1⁄4	7,095

55357	94 3⁄8	20	29	7,435
55358	94 3⁄8	20	34 1⁄4	7,720
55377	94 3⁄8	20	29	8,990
55378	94 3⁄8	20	34 1⁄4	9,305

STANDARD FEATURES

Vox Carts are designed to complement all Vox credenzas and cabinets in The Vox Collection. The sides of the Carts have aluminum trim around the perimeter. Trim is available in five anodized finishes to match all designs in The Vox Collection. Vox Carts are available in standard Nienkämper wood veneers and stains, and are 34 1/4" high. The end elevation matches the doors on 34-1/4" high Vox credenzas, and can be used together to form a continuous storage element. (See page 283)

OPEN WITH SHELVES

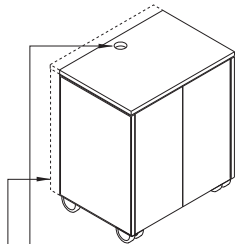


Model Number	Cabinet Finish	Top Finish	L" x	D" x	H"	List Price
23480/2	Wood	Wood	30	20	34 ¼	5,140
23480/5	Wood	Laminate	30	20	34 ¼	4,885
23481/2	Wood	Wood	30	23 ½	34 ¼	5,405
23481/5	Wood	Laminate	30	23 ½	34 ¼	5,135

Product Description

- 2 adjustable veneered shelves.
- Captive shelf storage below (1 shelf).
- Fully adjustable shelves in 1" increments.
- 4" diameter, non-marking polyurethane tyred casters.
- Shelf size: 27 3/4" W x 18" /21 1/2" D.
- Interior Dimensions: 27 3/4" W x 19 1/4" /22 3/4" D x 27 1/2"H.
- Accommodates most document cameras.
- Accommodates all electronic projectors.

TWO DOORS WITH SHELVES



23486/2	Wood	Wood	30	20	34 ¼	6,445
23486/5	Wood	Laminate	30	20	34 ¼	6,115
Cabinet with Lock						
23487/2	Wood	Wood	30	20	34 ¼	6,645
23487/5	Wood	Laminate	30	20	34 ¼	6,300

- 2 adjustable veneered shelves.
- Captive shelf storage below (1 shelf).
- Fully adjustable shelves in 1" increments.
- 4" diameter, non marking polyurethane tyred casters.
- 2 doors with positive locking touch latches.
- 2 5/8" diameter aluminum grommet centered towards back of top.
- Rebated shelves for wire passage.
- 2" wire access slot at bottom back edge.
- Shelf size: 27 3/4" W x 17" /20 1/2" D.
- Interior Dimensions: 27 3/4" W x 18 1/4" /21 3/4" D x 27 1/2"H.
- Accommodates most document cameras.
- Accommodates all electronic projectors.

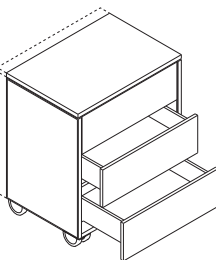
23482/2	Wood	Wood	30	23 ½	34 ¼	6,785
23482/5	Wood	Laminate	30	23 ½	34 ¼	6,435

Cabinet with Lock						
23484/2	Wood	Wood	30	23 ½	34 ¼	6,995
23484/5	Wood	Laminate	30	23 ½	34 ¼	6,635

Optional:

- Single lock on upper left corner of right door, locks both doors.
- Addition of lock requires a pull, see standard pulls in our Credenza price lists.

THREE DRAWERS



23488/2	Wood	Wood	30	20	34 ¼	6,150
23488/5	Wood	Laminate	30	20	34 ¼	5,840
Cabinet with Lock						
23489/2	Wood	Wood	30	20	34 ¼	6,335
23489/5	Wood	Laminate	30	20	34 ¼	6,020

- 3-drawers, bottom of interiors lined with fabric.
- Interior dimensions: 4" H x 16 5/16" D x 26 5/8" L.
- 4" diameter non-marking polyurethane-tyred casters.
- Positive spring return drawer slides prevent accidental opening during use.
- Anti-tilt mechanism for drawers.
- Does not accommodate all document cameras.

23483/2	Wood	Wood	30	23 ½	34 ¼	6,460
23483/5	Wood	Laminate	30	23 ½	34 ¼	6,135

Cabinet with Lock						
23485/2	Wood	Wood	30	23 ½	34 ¼	6,665
23485/5	Wood	Laminate	30	23 ½	34 ¼	6,335

Optional:

- Single lock, mounted on right side, locks all three drawers.



Three Drawers - Model #23483
Positive spring return drawer slides prevent accidental opening during use. Bottom interiors of drawers are fabric-lined.



Open with Shelves - Model #23481
Shelves are fully adjustable in 1" increments. Two adjustable veneered shelves are included.



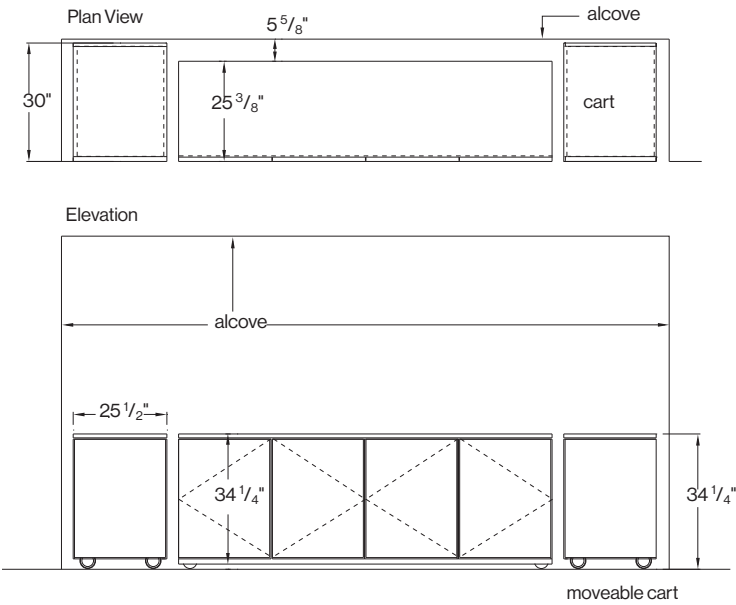
Two Doors with Shelves - Model #23482
Doors have positive locking touch latches. Shelves are fully adjustable in 1" increments. Two adjustable veneered shelves are included.



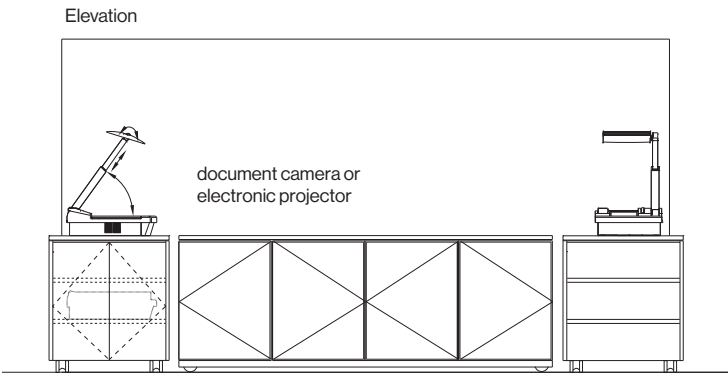
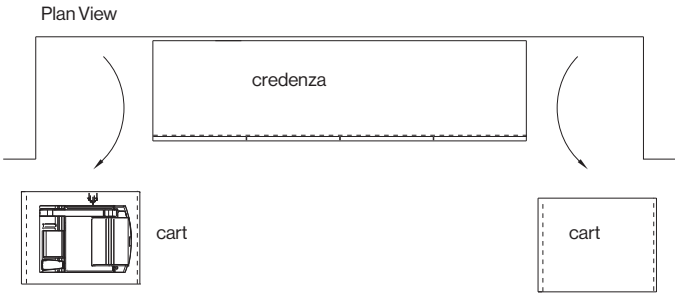
Vox® Carts
Vox Carts offer flexibility and mobility in the boardroom and corporate office environment. Designed to house all multimedia equipment and hospitality services, the Vox Cart accommodates any business event from high-tech presentations to a simple lunch or coffee service.

VOX® CREDENZAS & CARTS IN STORAGE POSITION

CARTS STORED IN A BOARDROOM ALCOVE



CARTS IN USE

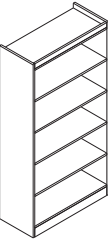
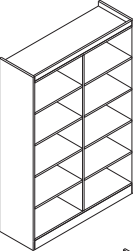
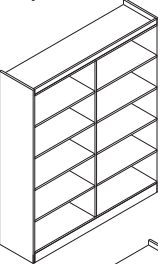
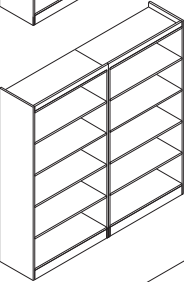
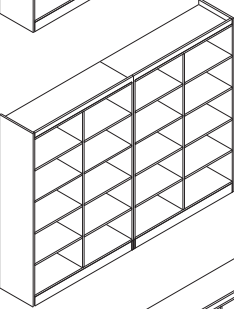
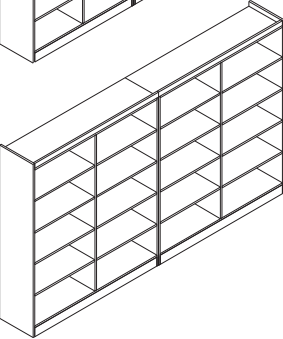




Vox Carts are mobile and can be used for hospitality service or housing A/V equipment and can easily be taken to various meeting spaces.

VOX® BOOKCASES WITHOUT DOORS

STANDARD FEATURES

Vox Bookcases are suitable for any high capacity storage requirement. These cabinets are extremely sturdy for the most demanding storage needs. All shelving is universally and easily adjustable on continuous anodized aluminum strips with corresponding clips.

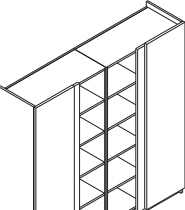
	Model Number	L" x	D" x	H"	List Price	Product Description
	55035	36	16 7⁄8	78	6,380	<ul style="list-style-type: none">adjustable leveling from inside the cabinetadjustable shelves in 1" increments3⁄4" thick wood shelves, quantity as show in the drawings to the leftadjustment strips inside the bookcase and corresponding clips are available in a clear anodized aluminum finish only
	Wooden Shelves					
	55037	48	16 7⁄8	78	8,700	
	Wooden Shelves					
	55039	60	16 7⁄8	78	9,975	
	Wooden Shelves					
	55041	72	16 7⁄8	78	12,760	
	Wooden Shelves					
	55043	96	16 7⁄8	78	17,520	
	Wooden Shelves					
	55045	120	16 7⁄8	78	20,455	
	Wooden Shelves					
	Shelf	34 1⁄4	14 3⁄4	3⁄4		
	Shelf	22 3⁄4	14 3⁄4	3⁄4		
	Shelf	28 1⁄4	14 3⁄4	3⁄4		
	Shelf	22 3⁄4	14 3⁄4	3⁄4		
	Shelf	28 3⁄4	14 3⁄4	3⁄4		

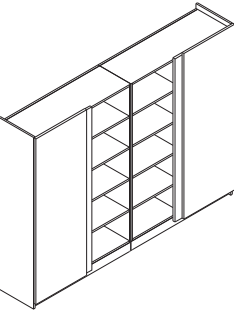


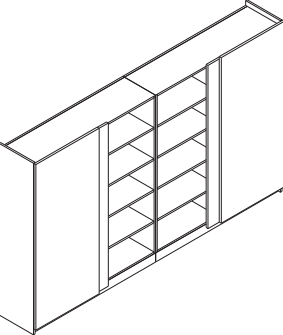
VOX® BOOKCASES WITH BYPASS DOORS


STANDARD FEATURES

Vox Bookcases with Bypass Doors are suitable for any high capacity storage requirement. These cabinets are extremely sturdy for the most demanding storage needs. All shelving is universally and easily adjustable on continuous anodized aluminum adjustment strips with corresponding clips (see image page 286).

	Model Number	L" x	D" x	H"	List Price	Product Description
	55047/2	72	18	78	20,415	
	Wood Veneer					
	Shelf	34 ¼	14 ¾	¾		
						<ul style="list-style-type: none">adjustable leveling from inside the cabinetadjustable shelves in 1" increments¾" thick wood shelves, 16 shelves per unitfour sliding doors per bookcasetrack-mounted bypass wood doors with anodized aluminum trim, in a Clear finish as standard (see page 12 for other aluminum colour options)adjustment strips inside the bookcase and corresponding clips are available in a clear anodized finish only

	55049/2	96	18	78	25,080
	Wood Veneer				
	Shelf	22 ¾	14 ¾	¾	

	55051/2	120	18	78	31,005
	Wood Veneer				
	Shelf	28 ¾	14 ¾	¾	



Model # 55049/2
Vox® Bookcase with by-pass doors closed.



Model # 55049/2
Vox® Bookcase by-pass doors open to the center.



Model # 55049/2
Vox® Bookcase with by-pass doors open to the sides.

TERMS AND CONDITIONS OF SALE

PRICES

All prices are list prices, freight included, blanket-wrapped, dock delivered, from the manufacturing source to any location in the contiguous United States.

Brokerage is paid by Nienkämper for product shipped to the United States.

Due to existing conditions in regard to cost of labor and materials, we reserve the right to change prices without notice.

TERMS

Net 30 days from date of invoice to accredited buyers. Two per cent (2%) interest charged monthly on overdue accounts. Deposit of 50% is required with order. Terms will be established upon credit evaluation. Due to delays in processing references, first orders may be treated as C.B.D. orders.

ORDER CONFIRMATION

Orders are accepted upon issuance of our order confirmation and are subject to the terms set forth therein; notwithstanding any variance from the terms of the buyer's order form.

Nienkämper is not liable for any delay or failure to deliver caused by labor or transportation difficulties, accidents, acts of God, failure of sources of supply, or other causes beyond our control, and changes will affect the delivery date.

CHANGE OF ORDERS OR CANCELLATIONS

Changes or cancellations are subject to our ability to conform. A charge will be levied against cancelled or changed orders based on costs already incurred by Nienkämper. All changes must be in writing and submitted on a revised purchase order. Changes will affect the delivery date.

STORAGE

If goods cannot be accepted when ready, we may transfer them to storage (which is to be deemed as delivery for invoice purposes). The customer accepts risks and will be charged at prevailing rates.

FREIGHT

Prices include freight charges, blanket-wrapped, dock delivered, from the manufacturing source to any location in the contiguous United States. Packing and/or crating are available, if required, upcharges apply.

CLAIMS

All furniture is given to the carrier and signed for in good condition. It is the responsibility of the receiver to sign for the goods in the presence of the carrier and note the condition in which they are received. Freight claims should be filed with the carrier.

WARRANTY

There are no express or implied warranties, conditions and obligations of the manufacturer, whether statutory or otherwise that extend beyond the description on the face hereof. Our furniture is made to the highest standard and is warranted free from defects of material and workmanship for five years from the date of delivery. During the warranty period we will repair or replace such merchandise as shall prove to be defective, during normal usage in accordance with manufacturer's specifications. The manufacturer shall not be liable for defect wholly attributable to normal manufacturing process. Replacement or repair of the Product shall be the sole remedy of the Customer, and the manufacturer shall not be liable for any direct, indirect, incidental, or consequential loss or damage suffered by the Customer by reason of any defect in workmanship or manufacture of the Product or inability to use the Product. Moreover, this warranty does not cover accidental damage, abuse, alteration, ordinary wear and tear of Goods, negligence and misuse nor variations over which we have no control such as heat or humidity or damage to which the Goods are connected that is not attributable to the failure of the goods themselves. This warranty is null and void when the product is installed with hardware other than that supplied and/or when installed differently than recommended in the installation guide. Modification to the product or hardware may result in failure of the product and cause damage and/or injury.

WOOD FINISHES

Nienkämper offers a wide variety of standard light finishes on cherry, mahogany and figured anagré wood veneers, and a clear natural finish on figured anagré, figured sycamore, maple, bird's eye maple and curly maple.

Light finishes do not mask the grain and other characteristics of each wood species. It is important to understand that pieces of the same type of wood will not look identical when a light finish is used. The appearance of the finish will also depend on the natural color of the veneer. Cherry darkens over time as the wood ages. Pin knots and gum pockets are inherent traits.

Wood is a naturally variable raw material; its variances are not within the furniture manufacturer's control and are therefore not considered defects under this warranty.