

nienkämper
International Inc.


TABLES, CREDENZAS & ACCESSORIES



2025

nienkämper

International Inc.



Prices include freight charges, blanket wrapped, dock delivered, from the manufacturing source to any location in the contiguous United States. Packing and/or crating are available, if required, upcharges apply.

TABLE OF CONTENTS

TABLES, CREDENZAS & ACCESSORIES

TABLES	4-244
How to Order Nienkämper Tables	4
Veneer Cuts & Pattern Options	5-8
Veneers/Finishes	9
Cern Tables	10-14
Commander Table	15-25
Cone Table	26-27
Ensemble Collection	28-36
Gateway Conference Table	37-44
Gateway Plus Table	45-80
Hadi Table	81-83
MagPower	84-103
Metronome™ Table	104-134
Metronome™ Flip Top Table	135-142
Metronome Trestle	143-151
Moss Table	152-173
Nomad Table	174-182
Pivot™ Flip Top	183-191
Plexus	192-196
Rowan Table	197-209
Shaker	210-212
Vox® M-Series Vox® Double Sided Forums	213-227
Vox® Double Sided Forums	228-237
Wire Management & Table Accessories	238-244
CREDENZAS	246-259
SIMPLE Credenza	246-247
SIMPLE Credenza with Media Lift	248
Linear Credenza	249-251
Credenza Interior Options	252-259
ACCESSORIES	260-264
Desk and Boardroom Pads	261-262
Management Collection	263
Signature Collection	264

HOW TO ORDER NIENKÄMPER TABLES

Select a Table:

By using the table of contents, choose the style of table required: side, coffee, conference or dining. To help find a table suitable for your needs we have provided line drawings of each throughout this section. You can also go to www.nienkamper.com for a full listing of products and color images.

Specify Top Details:

Nienkämper wood top tables are available in all standard Nienkämper veneers and stains, refer to pages 5 for a listing. Any exceptions are noted on each page.

For tables available with a veneer pattern, refer to page 5 for details. Specify your veneer pattern choice at the time you place your order. Tables that are available with an optional veneer pattern are identified in the notes section at the bottom of each page.

Specify Base Details:

At the bottom of each page are notes indicating base finish. Review these note and specify your finish selection at the time you place your order

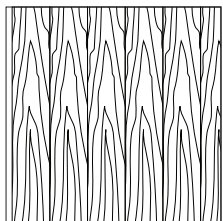
VENEERS

All wood surfaces are protected with a durable polyurethane clear lacquer with UV inhibitor. This finish is known for its exceptional durability, as well as abrasion, chemical, impact and scratch resistance. Standard sheen level is 45 degrees. Optional matte, 5, 10 and 35 degree sheen levels are available on request at no additional cost.

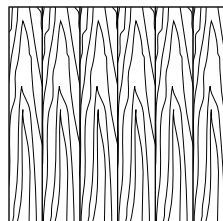
Wood Species	Order Code	Veneer/Stain	Upcharge	
Maple	F-01	Natural Maple	No upcharge applies.	
	F-02	Natural Curly Maple - Rotary Cut	Add 15%.	
	F-03	Natural Bird's Eye Maple - Rotary Cut	Call Customer Service for pricing.	
	F-04	Maple Stained Pear	No upcharge applies.	
Cherry	F-05	Natural Cherry	No upcharge applies.	
	F-06	Standard Cherry	No upcharge applies.	
	F-07	Cherry Stained Amber	No upcharge applies.	
	F-08	Cherry Stained Auburn	No upcharge applies.	
	F-09	Cherry Stained Burgundy	No upcharge applies.	
Mahogany	F-10	Light Mahogany		
	F-11	Medium Mahogany	No upcharge applies.	
	F-12	Dark Mahogany	No upcharge applies.	
	F-13	Red Mahogany	No upcharge applies.	
Anagre	F-14	Natural Figured Anagre - Qtr. Cut Book-Match	Add 15%.	
	F-15	Figured Anagre Stained Amber - Qtr. Cut Book-Match	Add 15%.	
Sycamore	F-16	Natural Figured Sycamore - Qtr. Cut Book-Match	Add 15%.	
Walnut	F-17	Burnt Walnut	No upcharge applies.	
	F-19	Natural Walnut- Flat Cut Book-Match	No upcharge applies.	
	F-19FM	Natural Walnut- Flat Cut Book-Match(matte sheen)	No upcharge applies.	
	F-27F	Creamy Walnut- Flat Cut Book-Match (10° sheen)	No upcharge applies.	
	F-27R	Creamy Walnut - Rift Cut Slip-Match (10° sheen)	Add 5%	
	F-28	Tawny Walnut	No upcharge applies.	
	F-31FM	Autumn Walnut- Flat Cut Book-Match (matte sheen)	No upcharge applies.	
	F-31RM	Autumn Walnut - Rift Cut Slip-Match (matte sheen)	Add 5%	
	Oak	F-18F	Natural White Oak - Flat Cut Book-Match (10° sheen)	No upcharge applies.
		F-18R	Natural White Oak - Rift Cut Slip-Match (10° sheen)	Add 5%
F-26		Charcoal Ash On Oak- Flat Cut Book- Match (10° sheen)	No upcharge applies.	
F-29F		Smokey Oak - Flat Cut Book-Match	No upcharge applies.	
F-29R		Smokey Oak - Rift Cut Slip-Match	Add 5%	
F-29FM		Smokey Oak - Flat Cut Book-Match (matte sheen)	No upcharge applies.	
F-29RM		Smokey Oak - Rift Cut Slip-Match (matte sheen)	Add 5%	
F-30FM		Whisper White Oak - Flat Cut Book-Match (matte sheen)	No upcharge applies.	
F-30RM		Whisper White Oak - Rift Cut Slip-Match (matte sheen)	Add 5%	
F-32FM		Cotton White Oak - Flat Cut Book-Match (matte sheen)	No upcharge applies.	
F-32RM	Cotton White Oak - Rift Cut Slip-Match (matte sheen)	Add 5%		
Sapele – Ribbon Stripe	F-20	Natural Ribbon Strip Sapele - Qtr. Cut Slip-Match	No upcharge applies.	
Moabi (Cherry substitute)	F-21	Natural Moabi - Quarter - Qtr. Cut Book-Match	No upcharge applies.	
Cape Coast Walnut	F-22	Dark Cape Coast Walnut - Qtr. Cut Slip-Match	No upcharge applies.	
	F-23	Natural Cape Coast Walnut - Qtr. Cut Slip-Match	No upcharge applies.	
Ash	F-25	Slate Grey Ash - Qtr. Cut Slip-Match	No upcharge applies.	

VENEER GRAIN OPTIONS


Nienkämper products utilize the best quality veneers available, and, combined with Nienkämper's patented veneering systems, create work environments of incredible quality and beauty. All veneer furniture comes standard with flat cut book-match veneer; flat cut slip-match veneer can also be specified. Quarter cut slip-match and quarter cut book-match veneers are available at a 5% upcharge. Figured Anagre and Figured Sycamore veneers are Quarter cut book-matched. Bird's Eye Maple and Curly Maple are rotary cut. Facet Edge, Taper edge and Flowform edge tops with veneer are manufactured with a solid wood edge. All edges are then veneer wrapped to create a seamless profile top.




Standard Flat Cut Book-Match V1



Flat Cut Slip-Match V2



Quarter Cut Slip-Match V3
Add 5%



Quarter Cut Book-Match V4
Add 5%

P-LAM

Wood grain plastic laminate surfaces are available on table tops with Self and Taper edges.

These tops are manufactured with a solid wood edge that is applied prior to the laminate top surface. This method conceals the thickness of the wood edge, while providing the durability required. Wood edges are selected that most closely resemble both the species and the color of the laminate chosen

Nienkämper has pre-selected a number of standard wood grain plastic laminates that represent a cross section of both color and species. Simply include the order code with the model number to make these selections. Alternatively wood grain plastic laminates selected outside of Nienkämper's standard selection can be made by specifying the manufacturer as well as the description and model number of the laminate at the time of order.

Wood Grain Plastic Laminate Surfaces	Order Code	Manufacturer #	Finish
Champagne Sagawood	WL1	Nevamar WM8349T	Textured
Hardrock Maple	WL2	Pionite WM791-SD	Textured/Suede
Anagre	WL4	Pionite WX041	Suede
Monticello Maple	WL5	Wilsonart 7925-38	Fine Velvet Texture
Millwork Cherry	WL7	Pionite WC431	PV-Polished Velvet
Huntington Maple	WL9	Wilsonart 7929-38	Fine Velvet Texture
Wild Cherry	WL10	Formica 5904.43	Artisan
Amber Cherry	WL11	Wilsonart 7919.38	Fine Velvet Texture
Figured Mahogany	WL12	Wilsonart 7040-60	Matte
Fusion Maple	WL13	Wilsonart 7909-78	Fine Grain
New Age Oak	WL14	Wilsonart 7938-78	Fine Grain
Natural Pear	WL15	Wilsonart 7061-78	Fine Grain
Tuscan Walnut	WL16	Wilsonart 7921-78	Fine Grain
Nepal Teak	WL17	Wilsonart 7209-78	Fine Grain
Wild Cherry	WL18	Wilsonart 7054-78	Fine Grain
River Cherry	WL19	Wilsonart 7937-78	Fine Grain
Montana Walnut	WL20	Wilsonart 7110-78	Fine Grain
Windsor Mahogany	WL22	Wilsonart 7039-78	Fine Grain
Williamsburg Cherry	WL23	Wilsonart 7936-78	Fine Grain
Florence Walnut	WL25	Wilsonart 7993-78	Fine Grain
Skyline Walnut	WL26	Wilsonart 7964K-12	Soft Grain
Sterling Ash	WL27	Wilsonart 7995-78	Fine Grain
Ginger Root Maple	WL28	Formica 7288-58	Matte

To specify the wood grain laminate required simply add the Order Code WL_ to the model number of the product.

Wood grain laminate samples are available from your local sales representative or by calling Nienkämper's customer service department at 1-800-668-9318.

P-LAM

COLORED P-LAM

Both Taper and Self edge profiles are available with a colored laminate top.

Laminate edging on Taper tops. Edging will match the top surface and is applied before the surface laminate. By applying the laminate in this way, the seam is positioned horizontally, which makes it much less conspicuous and more durable.


Wood edging on Self and Taper Edge tops are applied before the laminate. By applying the wood edge in this way, the wood edge thickness is concealed, while providing the durability required. Wood species and finishes for edging can be selected from page 5.

For laminates specified outside of Nienkämper's standard selection, specify the manufacturer as well as the description and model number of the laminate selected at the time of order. For Facet edge tops, the laminate must be a post-forming grade.

Translucent edging on Self and Taper edge tops is applied after the surface laminate. The translucent edge is very durable. Clear translucent edge provides a good match with most white-colored laminates, while a silver translucent edge provides a metallic look and contrast to colored plastic laminates.




P-Lam top & Self edge



P-Lam top & Translucent Self edge



Wood Grain P-Lam top & silver Translucent Self edge



P-Lam top & solid wood Facet edge

*An unavoidable, thin dark line will be visible when specifying a matching p.lam edge. This is more pronounced with light colored laminates

Colored Plastic Laminates Surface	Order Code	Manufacturer #	Finish
Gray (Nienkämper - Light Gray/Putty)	CL-01	Wilsonart 1500-60	Matte
Platinum Gray (Nienkämper - Medium Gray/Clay)	CL-02	Nevamar S6023T	Textured
Slate Grey (Nienkämper - Dark Gray)	CL-03	Wilsonart D91-60	Matte
Black	CL-04	Wilsonart 1595-60	Matte
Angel White	CL-05	Pionite SW-826SD	Textured/ Suede
Frosty White	CL-06	Wilsonart 1573-60	Matte
White (for writable surface)	Contact customer service for details 800.668.9318		Gloss

Add the order code behind the edge profile when specifying.

P-LAM

FINGERPRINT RESISTANT P-LAM

Fingerprint Resistant Plastic Laminate is an innovative material created for interior design applications and is suitable for both vertical and horizontal interior applications on our Nienkämper furniture.

The external surface of Fingerprint Resistant Plastic Laminate involves the use of nanotechnology made possible by next generation acrylic resins.

The unique composition offers extraordinary features coupled with a unique user experience. These include an ultra matte surface (eliminating glare), an ultra sofa feel, an anti-fingerprint surface, thermal healing of micro-scratches, increased durability as well as anti-bacterial and mold-resistant properties.


Edgeband matching all Fingerprint Resistant Plastic Laminate colors is only available when specifying a Taper edge. For Self edge tops 1" and 1 1/4" thick, matching edgeband are only available in Black (RL-01) and White (RL-03). When a matching edgeband is not available, the specified surface laminate is used on the edge. **Contact Customer Service for more details 800.668-9318.**

There is a 20% upcharge on our standard plastic laminate table pricing for Fingerprint Resistant Plastic Laminate.

Colored "Fingerprint Resistant" Plastic Laminate Surface	Order Code	Finish
Black	RL-01	Matte
Gray	RL-02	Matte
White	RL-03	Matte
Sand	RL-04	Matte
Brown	RL-05	Matte
Clay	RL-06	Matte
Beige	RL-07	Matte
Ash	RL-08	Matte
Smoke	RL-09	Matte

Edgeband to Match with Colored "Fingerprint Resistant" Plastic Laminate	Thickness	Order Code
Black	3/4", 1", 1-1/4"	RE-01
Gray	3/4"	RE-02
White	3/4", 1", 1-1/4"	RE-03
Sand	3/4"	RE-04
Brown	3/4"	RE-05
Clay	3/4"	RE-06
Beige	3/4"	RE-07
Ash	3/4"	RE-08
Smoke	3/4"	RE-09

POWDER COAT FINISHES




PC-01 Nienkämper Silver



PC-02 Champagne



PC-03 Light Bronze



PC-04 Standard (Dark) Bronze



PC-05 Metallic Silver



PC-06 Black Jack




PC-07 Warm White




PC-08 Orange



PC-09 Red



PC-11 Textured Gray



PC-12 Cool White



PC-13 Yellow




PC-14 Pure Orange



PC-15 Green



PC-16 Lime




PC-17 Sky Blue




PC-18 Cobalt Blue




PC-19 Pewter Gray




PC-20 Platinum



PC-21 Ash Gray




PC-22 Charcoal Gray



PC-23 Matte Beige



PC-24 Matte Red Clay



PC-25 Cream



PC-26 Mulberry

EDGE DETAILS - CONFERENCE TABLES

Conference tables with tops that are 1¼" thick have 6 edge profiles to choose from. To select:

Facet Edge add "FC" after the table model number

Taper Edge add "TE" after the table model number

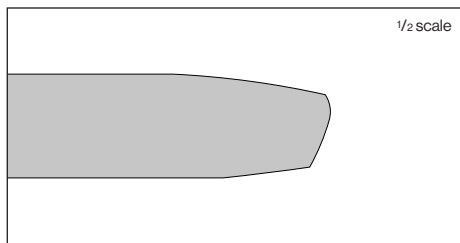
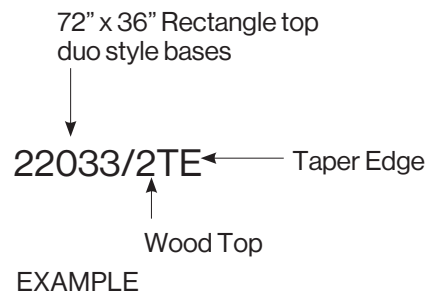
Flowform Edge add "FF" after the table model number

Camber Edge add "CE" after the table model number

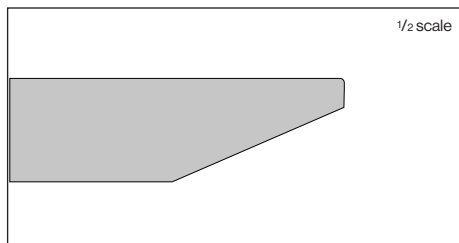
Flowform Edge and Camber Edge require a 5% upcharge

Flowform edged tops are veneer-wrapped, and are not available with plastic laminate

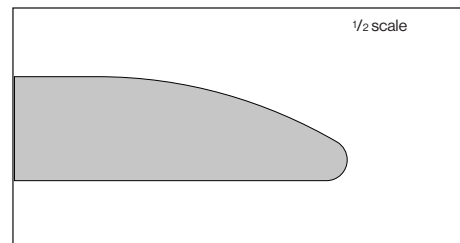
- Rectangle shape, Boat shape, Vista shape and Congress shape tops specified with a Flowform Edge have this edge profile on two sides only, with self edges on the two ends of the top.
- All conference table tops are 1¼" thick, edges are manufactured with a profiled solid wood edge.
- Camber edge is standard with an 8" radius corner feature on rectangle, boat, square, and vista shaped tops.



Facet Edge "FC"




Taper Edge "TE"



Flowform Edge "FF"



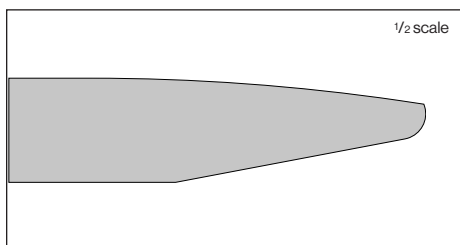
Facet Edge - specify "FC"



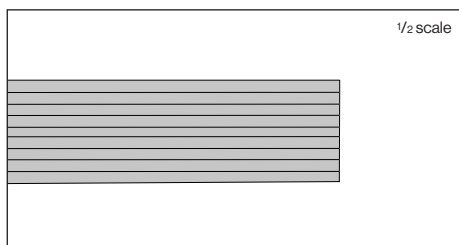
Taper Edge - specify "TE"



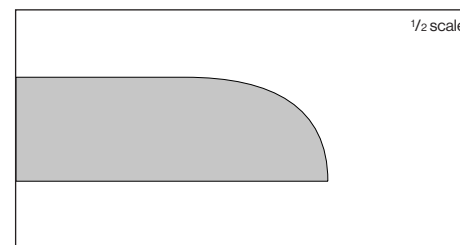
Flowform Edge - specify "FF"




Camber Edge "CE"



Self Edge "SE" / Self Edge with Exposed Plywood Core "SE-P"



Cascade Edge "CA"



Camber Edge - specify "CE"



Self "SE" / Self with Exp Plywood Core "SE-P"



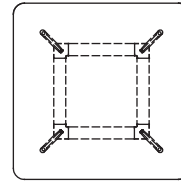
Cascade Edge - specify "CA"

TABLES

Cern Table Designer - fig40

Square Shape with Soft Corners
Table Height = 28¾" H (Glass Top); 29" H (Veneer/P-Lam Top)

L"	X	D"	Top Finish	Top Sections	ANODIZED LEGS		WOOD LEGS	
					Model Number	List Price	Model Number	List Price
30	30	30	Glass	1	39279	4,975	39275	6,230
30	30	30	Veneer	1	39279/2	5,160	39275/2	6,425
30	30	30	Laminate	1	39279/5	4,755	39275/5	6,010
48	48	48	Glass	1	39280	6,875	39276	8,135
48	48	48	Veneer	1	39280/2	6,520	39276/2	7,770
48	48	48	Laminate	1	39280/5	5,645	39276/5	6,895
54	54	54	Glass	1	39281	7,680	39277	8,925
54	54	54	Veneer	1	39281/2	6,285	39277/2	8,370
54	54	54	Laminate	1	39281/5	6,020	39277/5	7,275
60	60	60	Glass	1	39282	8,540	39278	9,800
60	60	60	Veneer	1	39282/2	7,735	39278/2	8,995
60	60	60	Laminate	1	39282/5	6,435	39278/5	7,695



Note: Glass top is not available for the following models.

72	72	72	Veneer	2	39286/2	9,055	39283/2	10,300
72	72	72	Laminate	2	39286/5	7,260	39283/5	8,515
84	84	84	Veneer	2	39287/2	10,675	39284/2	11,925
84	84	84	Laminate	2	39287/5	8,215	39284/5	9,475
96	96	96	Veneer	2	39288/2	12,525	39285/2	13,780
96	96	96	Laminate	2	39288/5	9,170	39285/5	10,420

Standard Features:

- Tops: ½" thick low iron clear tempered glass or ¼" thick veneer or plastic laminate top
- Clear glass top is only available for table with one section top
- Legs are available in either solid walnut or maple finish in standard nienkämper stains or silver anodized aluminum finish (AL-01)
- Support rails underneath Cern table or desk is standard in silver anodized aluminum finish (AL-01) with polished aluminum corners
- Simple Forum can be added on the support rail to meet with client's power/data/AV requirement, a maximum capacity of two cables (one for power cord, one for data cord) can exit through one leg
- Add upcharge \$600.00 list per leg if cable management is required through the leg. The clearance of leg for cable(s) exits is ½" x ½"
- For veneer or P-lam table top with two or more Simple Forum, cable conduit is required



Cern table with Vuelo low back chairs

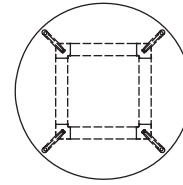
TABLES

Cern Table Designer - fig40

Round Shape

Table Height = 28¾"H (Glass Top); 29"H (Veneer/P-Lam Top)

L"	Top Finish	Top Sections	ANODIZED LEGS		WOOD LEGS	
			Model Number	List Price	Model Number	List Price
30 dia.	Glass	1	39293	5,160	39289	6,425
30 dia.	Veneer	1	39293/2	5,265	39289/2	6,525
30 dia.	Laminate	1	39293/5	4,805	39289/5	6,055
48 dia.	Glass	1	39294	6,820	39290	8,075
48 dia.	Veneer	1	39294/2	6,640	39290/2	7,900
48 dia.	Laminate	1	39294/5	5,635	39290/5	6,885
54 dia.	Glass	1	39295	7,680	39291	8,925
54 dia.	Veneer	1	39295/2	7,210	39291/2	8,445
54 dia.	Laminate	1	39295/5	5,930	39291/5	7,205
60 dia.	Glass	1	39296	8,630	39292	9,885
60 dia.	Veneer	1	39296/2	7,910	39292/2	9,170
60 dia.	Laminate	1	39296/5	6,405	39292/5	7,665



Note: Glass top is not available for the following models.

72 dia.	Veneer	2	39300/2	9,145	39297/2	10,410
72 dia.	Laminate	2	39300/5	7,095	39297/5	8,355
84 dia.	Veneer	2	39301/2	10,885	39298/2	12,145
84 dia.	Laminate	2	39301/5	8,050	39298/5	9,315
96 dia.	Veneer	2	39302/2	12,760	39299/2	14,015
96 dia.	Laminate	2	39302/5	8,890	39299/5	10,155

Standard Features:

- Tops: ½" thick low iron clear tempered glass or ¼" thick veneer or plastic laminate top
- Clear glass top is only available for table with one section top
- Legs are available in either solid walnut or maple finish in standard nienkämper stains or silver anodized aluminum finish (AL-01)
- Support rails underneath Cern table or desk is standard in silver anodized aluminum finish (AL-01) with polished aluminum corners
- Simple Forum can be added on the support rail to meet with client's power/data/AV requirement, a maximum capacity of two cables (one for power cord, one for data cord) can exit through one leg
- Add upcharge \$600.00 list per leg if cable management is required through the leg. The clearance of leg for cable(s) exits is ½" x ½"
- For veneer or P-lam table top with two or more Simple Forum, cable conduit is required




Cern table with SIMPLE forum & Vuelo low back chairs

TABLES

Cern Table Designer - fig40

Rectangle Shape with Soft Corners
Table Height = 28¾"H (Glass Top); 29"H (Veneer/P-Lam Top)

L"	X	D"	Top Finish	Top Sections	ANODIZED LEGS		WOOD LEGS	
					Model Number	List Price	Model Number	List Price
84	42	42	Glass	1	39256	8,540	39251	9,800
84	42	42	Veneer	1	39256/2	7,605	39251/2	8,870
84	42	42	Laminate	1	39256/5	6,445	39251/5	7,705
96	42	42	Glass	1	39257	9,210	39252	10,470
96	42	42	Veneer	1	39257/2	7,990	39252/2	9,255
96	42	42	Laminate	1	39257/5	6,715	39252/5	7,980
96	48	48	Glass	1	39258	9,900	39253	11,165
96	48	48	Veneer	1	39258/2	8,355	39253/2	9,610
96	48	48	Laminate	1	39258/5	7,045	39253/5	8,295
108	42	42	Glass	1	39259	9,885	39254	11,150
108	42	42	Veneer	1	39259/2	8,500	39254/2	9,760
108	42	42	Laminate	1	39259/5	7,015	39254/5	8,260
108	48	48	Glass	1	39260	10,650	39255	11,910
108	48	48	Veneer	1	39260/2	9,060	39255/2	10,305
108	48	48	Laminate	1	39260/5	7,455	39255/5	8,700



Note: Glass top is not available for the following models.

120	42	42	Veneer	2	39268/2	8,965	39261/2	10,220
120	42	42	Laminate	2	39268/5	7,430	39261/5	8,670
120	48	48	Veneer	2	39269/2	9,605	39262/2	10,865
120	48	48	Laminate	2	39269/5	7,770	39262/5	9,030
120	54	54	Veneer	2	39270/2	10,205	39263/2	11,455
120	54	54	Laminate	2	39270/5	8,135	39263/5	9,395
132	42	42	Veneer	2	39271/2	9,520	39264/2	10,780
132	42	42	Laminate	2	39271/5	7,785	39264/5	9,055
132	48	48	Veneer	2	39272/2	10,115	39265/2	11,380
132	48	48	Laminate	2	39272/5	8,145	39265/5	9,405
132	54	54	Veneer	2	39273/2	10,800	39266/2	12,060
132	54	54	Laminate	2	39273/5	8,480	39266/5	9,745
132	60	60	Veneer	2	39274/2	11,425	39267/2	12,680
132	60	60	Laminate	2	39274/5	8,980	39267/5	10,235



Cern rectangle shape table with soft corners



Standard Features:

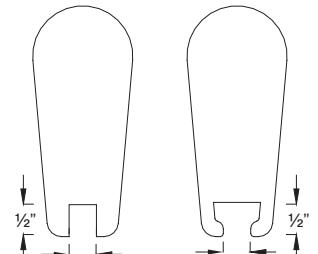
- Tops: ½" thick low iron clear tempered glass or 1¼" thick veneer or plastic laminate top
- Clear glass top is only available for table with one section top
- Legs are available in either solid walnut or maple finish in standard nienkämper stains or silver anodized aluminum finish (AL-01)
- Support rails underneath Cern table or desk is standard in silver anodized aluminum finish (AL-01) with polished aluminum corners
- Simple Forum can be added on the support rail to meet with client's power/data/AV requirement, a maximum capacity of two cables (one for power cord, one for data cord) can exit through one leg
- Add upcharge \$600.00 list per leg if cable management is required through the leg. The clearance of leg for cable(s) exits is ½" x ½"
- For veneer or P-lam table top with two or more Simple Forum, cable conduit is required



Cern table with SIMPLE Forum & wire management through the leg



Cern table with walnut leg



Cable capacity for wood leg

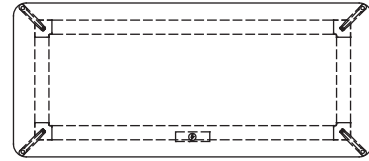
Cable capacity for anodized leg

TABLES

Cern Desk Designer - fig40

Cern Desk with no Modesty Panel
 Rectangle Shape with Soft Corners
 Table Height = 28¾"H (Glass Top); 29"H (Veneer/P-Lam Top)

L"	X	D"	Top Finish	Top Sections	ANODIZED LEGS		WOOD LEGS	
					Model Number	List Price	Model Number	List Price
48	24	Glass	1	39323	5,390	39311	6,650	
48	24	Veneer	1	39323/2	5,345	39311/2	6,600	
48	24	Laminate	1	39323/5	4,950	39311/5	6,210	
60	24	Glass	1	39324	5,825	39312	7,085	
60	24	Veneer	1	39324/2	5,650	39312/2	6,900	
60	24	Laminate	1	39324/5	5,160	39312/5	6,425	
60	30	Glass	1	39325	6,275	39313	7,530	
60	30	Veneer	1	39325/2	5,970	39313/2	7,235	
60	30	Laminate	1	39325/5	5,350	39313/5	6,610	
60	36	Glass	1	39326	6,740	39314	7,990	
60	36	Veneer	1	39326/2	6,335	39314/2	7,585	
60	36	Laminate	1	39326/5	5,535	39314/5	6,805	
72	24	Glass	1	39327	6,255	39315	7,515	
72	24	Veneer	1	39327/2	6,025	39315/2	7,280	
72	24	Laminate	1	39327/5	5,405	39315/5	6,660	
72	30	Glass	1	39328	6,800	39316	8,045	
72	30	Veneer	1	39328/2	6,430	39316/2	7,690	
72	30	Laminate	1	39328/5	5,625	39316/5	6,880	
72	36	Glass	1	39329	7,320	39317	8,585	
72	36	Veneer	1	39329/2	6,795	39317/2	8,040	
72	36	Laminate	1	39329/5	5,830	39317/5	7,090	
84	30	Glass	1	39330	7,310	39318	8,570	
84	30	Veneer	1	39330/2	6,805	39318/2	8,050	
84	30	Laminate	1	39330/5	5,855	39318/5	7,105	
84	36	Glass	1	39331	7,925	39319	9,185	
84	36	Veneer	1	39331/2	7,090	39319/2	8,350	
84	36	Laminate	1	39331/5	6,110	39319/5	7,350	
96	30	Glass	1	39332	7,815	39320	9,080	
96	30	Veneer	1	39332/2	7,240	39320/2	8,505	
96	30	Laminate	1	39332/5	6,160	39320/5	7,430	
96	36	Glass	1	39333	8,520	39321	9,780	
96	36	Veneer	1	39333/2	7,530	39321/2	8,795	
96	36	Laminate	1	39333/5	6,420	39321/5	7,680	
108	36	Glass	1	39334	9,105	39322	10,365	
108	36	Veneer	1	39334/2	7,915	39322/2	9,175	
108	36	Laminate	1	39334/5	6,680	39322/5	7,940	



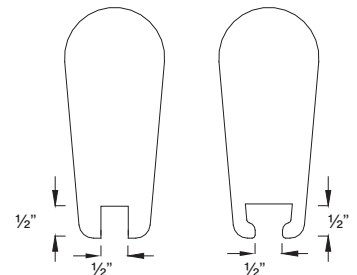
Cern desk with SIMPLE forum & Vuelo high back chair

Standard Features:

- Tops: ½" thick low iron clear tempered glass or ¼" thick veneer or plastic laminate top
- Clear glass top is only available for table with one section top
- Legs are available in either solid walnut or maple finish in standard nienkämper stains or silver anodized aluminum finish (AL-01)
- Support rails underneath Cern table or desk is standard in silver anodized aluminum finish (AL-01) with polished aluminum corners
- Simple Forum can be added on the support rail to meet with client's power/data/AV requirement, a maximum capacity of two cables (one for power cord, one for data cord) can exit through one leg
- Add upcharge \$600.00 list per leg if cable management is required through the leg. The clearance of leg for cable(s) exits is ½" x ½"
- For veneer or P-lam table top with two or more Simple Forum, cable conduit is required



Cern table with walnut leg



Cable capacity for wood leg

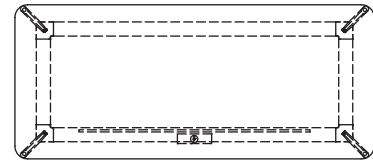
Cable capacity for anodized leg

TABLES

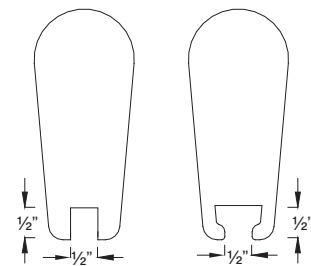

Cern Desk Designer - fig40

Cern Desk with Partial Modesty Panel
 Rectangle Shape with Soft Corner
 Table Height = 28¾"H (Glass Top); 29"H (Veneer/P-Lam Top)
 Partial modesty panel = 11"H

L"	X	D"	Top Finish	Top Sections	ANODIZED LEGS		WOOD LEGS	
					Model Number	List Price	Model Number	List Price
Desk with Partial Modesty Panel 24"L								
48	24		Glass	1	39353	6,080	39341	7,330
48	24		Veneer	1	39353/2	6,035	39341/2	7,290
48	24		Laminate	1	39353/5	5,640	39341/5	6,890
Desk with Partial Modesty Panel 36"L								
60	24		Glass	1	39354	6,520	39342	7,770
60	24		Veneer	1	39354/2	6,345	39342/2	7,595
60	24		Laminate	1	39354/5	5,855	39342/5	7,105
60	30		Glass	1	39355	6,990	39343	8,225
60	30		Veneer	1	39355/2	6,660	39343/2	7,920
60	30		Laminate	1	39355/5	6,040	39343/5	7,295
60	36		Glass	1	39356	7,440	39344	8,680
60	36		Veneer	1	39356/2	7,030	39344/2	8,285
60	36		Laminate	1	39356/5	6,230	39344/5	7,490
Desk with Partial Modesty Panel 48"L								
72	24		Glass	1	39357	7,295	39345	8,560
72	24		Veneer	1	39357/2	7,060	39345/2	8,320
72	24		Laminate	1	39357/5	6,440	39345/5	7,700
72	30		Glass	1	39358	7,825	39346	9,090
72	30		Veneer	1	39358/2	7,470	39346/2	8,725
72	30		Laminate	1	39358/5	6,660	39346/5	7,920
72	36		Glass	1	39359	8,365	39347	9,615
72	36		Veneer	1	39359/2	7,815	39347/2	9,080
72	36		Laminate	1	39359/5	6,870	39347/5	8,130
Desk with Partial Modesty Panel 54"L								
84	30		Glass	1	39360	8,350	39348	9,605
84	30		Veneer	1	39360/2	7,830	39348/2	9,095
84	30		Laminate	1	39360/5	6,885	39348/5	8,145
84	36		Glass	1	39361	8,965	39349	10,220
84	36		Veneer	1	39361/2	8,130	39349/2	9,385
84	36		Laminate	1	39361/5	7,130	39349/5	8,400
Desk with Partial Modesty Panel 66"L								
96	30		Glass	1	39362	9,205	39350	10,465
96	30		Veneer	1	39362/2	8,635	39350/2	9,890
96	30		Laminate	1	39362/5	7,530	39350/5	8,795
96	36		Glass	1	39363	9,900	39351	11,165
96	36		Veneer	1	39363/2	8,910	39351/2	10,180
96	36		Laminate	1	39363/5	7,790	39351/5	9,060
Desk with Partial Modesty Panel 78"L								
108	36		Glass	1	39364	10,490	39352	11,745
108	36		Veneer	1	39364/2	9,300	39352/2	10,555
108	36		Laminate	1	39364/5	8,070	39352/5	9,325



Cern Desk with partial modesty panel



Cable capacity for wood leg

Cable capacity for anodized leg

Standard Features:

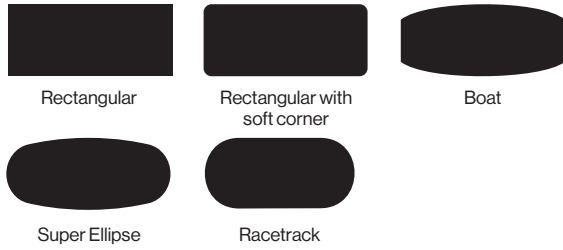
- Tops: ½" thick low iron clear tempered glass or 1¼" thick veneer or plastic laminate top
- Clear glass top is only available for table with one section top
- Legs are available in either solid walnut or maple finish in standard nienkämper stains or silver anodized aluminum finish (AL-01)
- Support rails underneath Cern table or desk is standard in silver anodized aluminum finish (AL-01) with polished aluminum corners
- Simple Forum can be added on the support rail to meet with client's power/data/AV requirement, a maximum capacity of two cables (one for power cord, one for data cord) can exit through one leg
- Add upcharge \$600.00 list per leg if cable management is required through the leg. The clearance of leg for cable(s) exits is ½" x ½"
- For veneer or P-lam table top with two or more Simple Forum, cable conduit is required
- 11"H partial modesty panel is available for Cern desk in either veneer or standard plastic laminate finish

COMMANDER CONFERENCE TABLES

BASE, SURFACE, EDGES & CONNECTIVITY DETAILS Design - Busk + Hertzog

Surface Shapes


Top is 1-1/4" thick and is available in different shapes.



Finishes

All standard Nienkämper veneer and laminates. Stone or interlayer glass top with subtop is available upon request. Please contact customer service at 1 800 668 9318 for details.

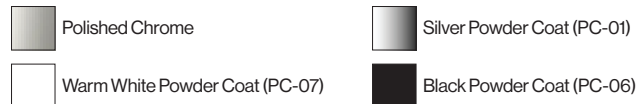
Edge Details



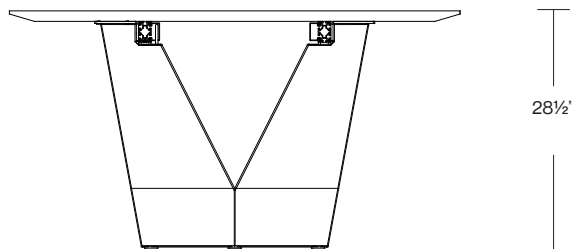
Sizes

Commander conference table is available in standard sizes:
 Width: 48", 54", 60"
 Length: 120", 132", 144", 156", 168", 180", 192", 204", 216", 228", 240"

Base Finish Options



Side Elevation



Connectivity

Nienkämper offers connectivity solutions for the Commander Table. Vox® M-Series Forum, Vox® Double Sided Forum or Vox® SIMPLE Pop-Up Forum provides a variety of power/data/AV options for your needs.



Vox® M-Series Forum

Vox® Double Sided Forum

SIMPLE Pop-up Forum

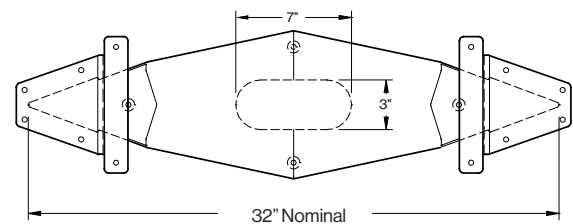
Cable Management

Commander controls cables by use of both wire management strips and removable clips that integrate into the structural rail. The base is equipped with 2 generous pass through holes positioned in a way that allows easy access while remaining virtually hidden. Cables enter the base at its top near the rail and exit the bottom of the hollow base via a 7" x 3" cutout.



Top has been removed for clarity.

Plan View of Cable Access in Base



COMMANDER CONFERENCE TABLES

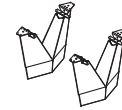
RECTANGLE Design - Busk + Hertzog




Rectangle shape

* Based on a chair width of 25"

L"	X	D"	Sugg Seat Capacity	Top Finish	Top Sections	POWDER COAT BASE		POLISHED STAINLESS STEEL BASE	
						Model Number	List Price	Model Number	List Price
120	48	6-8		Veneer	2	29501/2	20,275	29531/2	26,450
120	48	6-8		Laminate	2	29501/5	18,735	29531/5	25,120
120	54	6-8		Veneer	2	29502/2	20,740	29532/2	26,835
120	54	6-8		Laminate	2	29502/5	18,980	29532/5	25,340
132	48	6-8		Veneer	2	29503/2	20,725	29533/2	26,830
132	48	6-8		Laminate	2	29503/5	19,065	29533/5	25,405
132	54	8-10		Veneer	2	29504/2	21,250	29534/2	27,285
132	54	8-10		Laminate	2	29504/5	19,315	29534/5	25,620
144	48	8-10		Veneer	2	29505/2	21,095	29535/2	27,150
144	48	8-10		Laminate	2	29505/5	19,290	29535/5	25,590
144	54	8-10		Veneer	2	29506/2	21,665	29536/2	27,645
144	54	8-10		Laminate	2	29506/5	19,540	29536/5	25,795
144	60	8-10		Veneer	2	29507/2	22,555	29537/2	28,405
144	60	8-10		Laminate	2	29507/5	20,260	29537/5	26,445
156	48	8-10		Veneer	2	29508/2	21,485	29538/2	27,490
156	48	8-10		Laminate	2	29508/5	19,595	29538/5	25,870
156	54	10-12		Veneer	2	29509/2	22,130	29539/2	28,050
156	54	10-12		Laminate	2	29509/5	19,890	29539/5	26,110
156	60	10-12		Veneer	2	29510/2	23,145	29540/2	28,920
156	60	10-12		Laminate	2	29510/5	20,700	29540/5	26,805
168	48	12-14		Veneer	2	29511/2	29,865	29541/2	39,205
168	48	12-14		Laminate	2	29511/5	27,820	29541/5	37,445
168	54	12-14		Veneer	2	29512/2	30,480	29542/2	39,715
168	54	12-14		Laminate	2	29512/5	28,150	29542/5	37,710
168	60	12-14		Veneer	2	29513/2	31,530	29543/2	40,635
168	60	12-14		Laminate	2	29513/5	28,845	29543/5	38,320
180	48	12-14		Veneer	3	29514/2	30,335	29544/2	39,600
180	48	12-14		Laminate	3	29514/5	28,175	29544/5	37,735
180	54	12-14		Veneer	3	29515/2	30,985	29545/2	40,165
180	54	12-14		Laminate	3	29515/5	28,505	29545/5	38,020
180	60	12-14		Veneer	3	29516/2	32,045	29546/2	41,075
180	60	12-14		Laminate	3	29516/5	29,270	29546/5	38,685



2 bases



3 bases

COMMANDER CONFERENCE TABLES

RECTANGLE Design - Busk + Hertzog



Rectangle shape

* Based on a chair width of 25"

L"	X	D"	Sugg Seat Capacity	Top Finish	Top Sections	POWDER COAT BASE		POLISHED STAINLESS STEEL BASE	
						Model Number	List Price	Model Number	List Price
192	54	14-16		Veneer	4	29517/2	39,210	29547/2	51,735
192	54	14-16		Laminate	4	29517/5	36,415	29547/5	49,340
192	60	14-16		Veneer	4	29518/2	40,395	29548/2	52,750
192	60	14-16		Laminate	4	29518/5	37,305	29548/5	50,085
204	54	14-16		Veneer	4	29519/2	39,575	29549/2	52,050
204	54	14-16		Laminate	4	29519/5	36,750	29549/5	49,630
204	60	14-16		Veneer	4	29520/2	40,865	29550/2	53,160
204	60	14-16		Laminate	4	29520/5	37,720	29550/5	50,455
216	54	14-16		Veneer	4	29521/2	39,995	29551/2	52,410
216	54	14-16		Laminate	4	29521/5	37,135	29551/5	49,945
216	60	16-18		Veneer	4	29522/2	41,310	29552/2	53,545
216	60	16-18		Laminate	4	29522/5	38,105	29552/5	50,780
228	54	16-18		Veneer	4	29523/2	40,895	29553/2	53,185
228	54	16-18		Laminate	4	29523/5	37,875	29553/5	50,585
228	60	16-18		Veneer	4	29524/2	42,175	29554/2	54,280
228	60	16-18		Laminate	4	29524/5	38,685	29554/5	51,305
240	54	16-18		Veneer	4	29525/2	41,390	29555/2	53,595
240	54	16-18		Laminate	4	29525/5	38,235	29555/5	50,900
240	60	16-18		Veneer	4	29526/2	42,645	29556/2	54,685
240	60	16-18		Laminate	4	29526/5	39,005	29556/5	51,555



4 bases

COMMANDER CONFERENCE TABLES

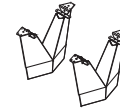
SOFT RECTANGLE Design - Busk + Hertzog



Rectangle shape with soft corner

* Based on a chair width of 25"

L"	X	D"	Sugg Seat Capacity	Top Finish	Top Sections	POWDER COAT BASE		POLISHED STAINLESS STEEL BASE	
						Model Number	List Price	Model Number	List Price
120	48	6-8	Veneer	2	29561/2	20,575	29591/2	26,850	
120	48	6-8	Laminate	2	29561/5	19,025	29591/5	25,500	
120	54	6-8	Veneer	2	29562/2	21,035	29592/2	27,255	
120	54	6-8	Laminate	2	29562/5	19,275	29592/5	25,725	
132	48	6-8	Veneer	2	29563/2	21,030	29593/2	27,250	
132	48	6-8	Laminate	2	29563/5	19,360	29593/5	25,785	
132	54	8-10	Veneer	2	29564/2	21,580	29594/2	27,705	
132	54	8-10	Laminate	2	29564/5	19,600	29594/5	26,000	
144	48	8-10	Veneer	2	29565/2	21,410	29595/2	27,565	
144	48	8-10	Laminate	2	29565/5	19,580	29595/5	25,985	
144	54	8-10	Veneer	2	29566/2	22,000	29596/2	28,075	
144	54	8-10	Laminate	2	29566/5	19,825	29596/5	26,200	
144	60	8-10	Veneer	2	29567/2	22,910	29597/2	28,840	
144	60	8-10	Laminate	2	29567/5	20,570	29597/5	26,835	
156	48	8-10	Veneer	2	29568/2	21,815	29598/2	27,895	
156	48	8-10	Laminate	2	29568/5	19,900	29598/5	26,260	
156	54	10-12	Veneer	2	29569/2	22,470	29599/2	28,475	
156	54	10-12	Laminate	2	29569/5	20,180	29599/5	26,500	
156	60	10-12	Veneer	2	29570/2	23,485	29600/2	29,355	
156	60	10-12	Laminate	2	29570/5	21,000	29600/5	27,195	
168	48	12-14	Veneer	2	29571/2	30,315	29601/2	39,785	
168	48	12-14	Laminate	2	29571/5	28,235	29601/5	38,005	
168	54	12-14	Veneer	2	29572/2	30,940	29602/2	40,310	
168	54	12-14	Laminate	2	29572/5	28,570	29602/5	38,295	
168	60	12-14	Veneer	2	29573/2	32,015	29603/2	41,245	
168	60	12-14	Laminate	2	29573/5	29,270	29603/5	38,890	
180	48	12-14	Veneer	3	29574/2	30,790	29604/2	40,205	
180	48	12-14	Laminate	3	29574/5	28,600	29604/5	38,315	
180	54	12-14	Veneer	3	29575/2	31,460	29605/2	40,770	
180	54	12-14	Laminate	3	29575/5	28,930	29605/5	38,600	
180	60	12-14	Veneer	3	29576/2	32,525	29606/2	41,695	
180	60	12-14	Laminate	3	29576/5	29,715	29606/5	39,280	



2 bases



3 bases

COMMANDER CONFERENCE TABLES


SOFT RECTANGLE Design - Busk + Hertzog



Rectangle shape with soft corner

* Based on a chair width of 25"

L"	X	D"	Sugg Seat Capacity	Top Finish	Top Sections	POWDER COAT BASE		POLISHED STAINLESS STEEL BASE	
						Model Number	List Price	Model Number	List Price
192	54	14-16		Veneer	4	29577/2	39,790	29607/2	52,510
192	54	14-16		Laminate	4	29577/5	36,975	29607/5	50,075
192	60	14-16		Veneer	4	29578/2	41,005	29608/2	53,545
192	60	14-16		Laminate	4	29578/5	37,870	29608/5	50,860
204	54	14-16		Veneer	4	29579/2	40,185	29609/2	52,845
204	54	14-16		Laminate	4	29579/5	37,305	29609/5	50,375
204	60	14-16		Veneer	4	29580/2	41,475	29610/2	53,960
204	60	14-16		Laminate	4	29580/5	38,300	29610/5	51,215
216	54	14-16		Veneer	4	29581/2	40,600	29611/2	53,195
216	54	14-16		Laminate	4	29581/5	37,695	29611/5	50,700
216	60	16-18		Veneer	4	29582/2	41,935	29612/2	54,345
216	60	16-18		Laminate	4	29582/5	38,665	29612/5	51,550
228	54	16-18		Veneer	4	29583/2	41,515	29613/2	53,995
228	54	16-18		Laminate	4	29583/5	38,430	29613/5	51,345
228	60	16-18		Veneer	4	29584/2	42,820	29614/2	55,105
228	60	16-18		Laminate	4	29584/5	39,280	29614/5	52,060
240	54	16-18		Veneer	4	29585/2	42,010	29615/2	54,405
240	54	16-18		Laminate	4	29585/5	38,820	29615/5	51,660
240	60	16-18		Veneer	4	29586/2	43,285	29616/2	55,510
240	60	16-18		Laminate	4	29586/5	39,595	29616/5	52,330



4 bases

COMMANDER CONFERENCE TABLES

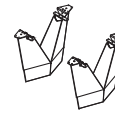
BOAT Design - Busk + Hertzog



Boat shape

* Based on a chair width of 25"

L"	X	D"	Sugg Seat Capacity	Top Finish	Top Sections	POWDER COAT BASE		POLISHED STAINLESS STEEL BASE	
						Model Number	List Price	Model Number	List Price
120	48	6-8		Veneer	2	29621/2	20,885	29651/2	27,255
120	48	6-8		Laminate	2	29621/5	19,305	29651/5	25,880
120	54	6-8		Veneer	2	29622/2	21,360	29652/2	27,645
120	54	6-8		Laminate	2	29622/5	19,555	29652/5	26,105
132	48	6-8		Veneer	2	29623/2	21,355	29653/2	27,640
132	48	6-8		Laminate	2	29623/5	19,645	29653/5	26,170
132	54	8-10		Veneer	2	29624/2	21,895	29654/2	28,105
132	54	8-10		Laminate	2	29624/5	19,900	29654/5	26,390
144	48	8-10		Veneer	2	29625/2	21,730	29655/2	27,965
144	48	8-10		Laminate	2	29625/5	19,875	29655/5	26,365
144	54	8-10		Veneer	2	29626/2	22,315	29656/2	28,480
144	54	8-10		Laminate	2	29626/5	20,125	29656/5	26,575
144	60	8-10		Veneer	2	29627/2	23,235	29657/2	29,260
144	60	8-10		Laminate	2	29627/5	20,875	29657/5	27,250
156	48	8-10		Veneer	2	29628/2	22,135	29658/2	28,315
156	48	8-10		Laminate	2	29628/5	20,190	29658/5	26,650
156	54	10-12		Veneer	2	29629/2	22,795	29659/2	28,890
156	54	10-12		Laminate	2	29629/5	20,490	29659/5	26,900
156	60	10-12		Veneer	2	29630/2	23,845	29660/2	29,790
156	60	10-12		Laminate	2	29630/5	21,330	29660/5	27,605
168	48	12-14		Veneer	2	29631/2	30,760	29661/2	40,385
168	48	12-14		Laminate	2	29631/5	28,655	29661/5	38,575
168	54	12-14		Veneer	2	29632/2	31,390	29662/2	40,905
168	54	12-14		Laminate	2	29632/5	28,990	29662/5	38,845
168	60	12-14		Veneer	2	29633/2	32,480	29663/2	41,860
168	60	12-14		Laminate	2	29633/5	29,710	29663/5	39,470
180	48	12-14		Veneer	3	29634/2	31,250	29664/2	40,790
180	48	12-14		Laminate	3	29634/5	29,020	29664/5	38,870
180	54	12-14		Veneer	3	29635/2	31,915	29665/2	41,380
180	54	12-14		Laminate	3	29635/5	29,360	29665/5	39,165
180	60	12-14		Veneer	3	29636/2	33,015	29666/2	42,305
180	60	12-14		Laminate	3	29636/5	30,155	29666/5	39,850



2 bases



3 bases

COMMANDER CONFERENCE TABLES

BOAT Design - Busk + Hertzog



Boat shape

* Based on a chair width of 25"

L"	X	D"	Sugg Seat Capacity	Top Finish	Top Sections	POWDER COAT BASE		POLISHED STAINLESS STEEL BASE	
						Model Number	List Price	Model Number	List Price
192	54	14-16		Veneer	4	29637/2	40,390	29667/2	53,295
192	54	14-16		Laminate	4	29637/5	37,510	29667/5	50,815
192	60	14-16		Veneer	4	29638/2	41,615	29668/2	54,335
192	60	14-16		Laminate	4	29638/5	38,420	29668/5	51,590
204	54	14-16		Veneer	4	29639/2	40,775	29669/2	53,615
204	54	14-16		Laminate	4	29639/5	37,855	29669/5	51,120
204	60	14-16		Veneer	4	29640/2	42,090	29670/2	54,750
204	60	14-16		Laminate	4	29640/5	38,850	29670/5	51,970
216	54	14-16		Veneer	4	29641/2	41,200	29671/2	53,985
216	54	14-16		Laminate	4	29641/5	38,255	29671/5	51,445
216	60	16-18		Veneer	4	29642/2	42,555	29672/2	55,160
216	60	16-18		Laminate	4	29642/5	39,245	29672/5	52,310
228	54	16-18		Veneer	4	29643/2	42,120	29673/2	54,780
228	54	16-18		Laminate	4	29643/5	39,010	29673/5	52,115
228	60	16-18		Veneer	4	29644/2	43,440	29674/2	55,915
228	60	16-18		Laminate	4	29644/5	39,850	29674/5	52,845
240	54	16-18		Veneer	4	29645/2	42,630	29675/2	55,200
240	54	16-18		Laminate	4	29645/5	39,390	29675/5	52,430
240	60	16-18		Veneer	4	29646/2	43,925	29676/2	56,330
240	60	16-18		Laminate	4	29646/5	40,185	29676/5	53,105



4 bases

COMMANDER CONFERENCE TABLES

RACETRACK Design - Busk + Hertzog

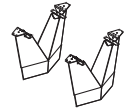


Racetrack shape

* Based on a chair width of 25"

L"	X	D"	Sugg Seat Capacity	Top Finish	Top Sections	POWDER COAT BASE		POLISHED STAINLESS STEEL BASE	
						Model Number	List Price	Model Number	List Price
120	48	6-8	6-8	Veneer	2	29941/2	21,290	29971/2	27,765
120	48	6-8	6-8	Laminate	2	29941/5	19,675	29971/5	26,385
120	54	6-8	6-8	Veneer	2	29942/2	21,780	29972/2	28,180
120	54	6-8	6-8	Laminate	2	29942/5	19,940	29972/5	26,610
132	48	6-8	6-8	Veneer	2	29943/2	21,770	29973/2	28,175
132	48	6-8	6-8	Laminate	2	29943/5	20,015	29973/5	26,685
132	54	8-10	8-10	Veneer	2	29944/2	22,315	29974/2	28,650
132	54	8-10	8-10	Laminate	2	29944/5	20,290	29974/5	26,905
144	48	8-10	8-10	Veneer	2	29945/2	22,145	29975/2	28,520
144	48	8-10	8-10	Laminate	2	29945/5	20,245	29975/5	26,890
144	54	8-10	8-10	Veneer	2	29946/2	22,750	29976/2	29,020
144	54	8-10	8-10	Laminate	2	29946/5	20,520	29976/5	27,110
144	60	8-10	8-10	Veneer	2	29947/2	23,695	29977/2	29,840
144	60	8-10	8-10	Laminate	2	29947/5	21,280	29977/5	27,760
156	48	8-10	8-10	Veneer	2	29948/2	22,555	29978/2	28,855
156	48	8-10	8-10	Laminate	2	29948/5	20,575	29978/5	27,155
156	54	10-12	10-12	Veneer	2	29949/2	23,235	29979/2	29,440
156	54	10-12	10-12	Laminate	2	29949/5	20,875	29979/5	27,415
156	60	10-12	10-12	Veneer	2	29950/2	24,305	29980/2	30,355
156	60	10-12	10-12	Laminate	2	29950/5	21,730	29980/5	28,155
168	48	12-14	12-14	Veneer	2	29951/2	31,370	29981/2	41,170
168	48	12-14	12-14	Laminate	2	29951/5	29,210	29981/5	39,310
168	54	12-14	12-14	Veneer	2	29952/2	31,990	29982/2	41,700
168	54	12-14	12-14	Laminate	2	29952/5	29,565	29982/5	39,600
168	60	12-14	12-14	Veneer	2	29953/2	33,110	29983/2	42,670
168	60	12-14	12-14	Laminate	2	29953/5	30,290	29983/5	40,235
180	48	12-14	12-14	Veneer	3	29954/2	31,865	29984/2	41,595
180	48	12-14	12-14	Laminate	3	29954/5	29,590	29984/5	39,630
180	54	12-14	12-14	Veneer	3	29955/2	32,545	29985/2	42,165
180	54	12-14	12-14	Laminate	3	29955/5	29,915	29985/5	39,925
180	60	12-14	12-14	Veneer	3	29956/2	33,650	29986/2	43,130
180	60	12-14	12-14	Laminate	3	29956/5	30,745	29986/5	40,630

2 bases



3 bases



COMMANDER CONFERENCE TABLES


RACETRACK Design - Busk + Hertzog



Racetrack shape

* Based on a chair width of 25"

L"	X	D"	Sugg Seat Capacity	Top Finish	Top Sections	POWDER COAT BASE		POLISHED STAINLESS STEEL BASE	
						Model Number	List Price	Model Number	List Price
192	54	14-16		Veneer	4	29957/2	41,175	29987/2	54,325
192	54	14-16		Laminate	4	29957/5	38,245	29987/5	51,810
192	60	14-16		Veneer	4	29958/2	42,415	29988/2	55,390
192	60	14-16		Laminate	4	29958/5	39,165	29988/5	52,605
204	54	14-16		Veneer	4	29959/2	41,575	29989/2	54,665
204	54	14-16		Laminate	4	29959/5	38,585	29989/5	52,115
204	60	14-16		Veneer	4	29960/2	42,905	29990/2	55,820
204	60	14-16		Laminate	4	29960/5	39,610	29990/5	52,980
216	54	14-16		Veneer	4	29961/2	41,995	29991/2	55,015
216	54	14-16		Laminate	4	29961/5	39,000	29991/5	52,445
216	60	16-18		Veneer	4	29962/2	43,380	29992/2	56,215
216	60	16-18		Laminate	4	29962/5	40,005	29992/5	53,325
228	54	16-18		Veneer	4	29963/2	42,940	29993/2	55,845
228	54	16-18		Laminate	4	29963/5	39,770	29993/5	53,115
228	60	16-18		Veneer	4	29964/2	44,285	29994/2	57,000
228	60	16-18		Laminate	4	29964/5	40,630	29994/5	53,855
240	54	16-18		Veneer	4	29965/2	43,460	29995/2	56,290
240	54	16-18		Laminate	4	29965/5	40,160	29995/5	53,445
240	60	16-18		Veneer	4	29966/2	44,785	29996/2	57,410
240	60	16-18		Laminate	4	29966/5	40,960	29996/5	54,125



4 bases

COMMANDER CONFERENCE TABLES


SUPER ELLIPSE Design - Busk + Hertzog



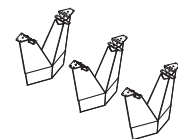
Super Ellipse shape

* Based on a chair width of 25"

L"	X	D"	Sugg Seat Capacity	Top Finish	Top Sections	POWDER COAT BASE		POLISHED STAINLESS STEEL BASE	
						Model Number	List Price	Model Number	List Price
120	48	6-8		Veneer	2	29681/2	21,800	29811/2	28,430
120	48	6-8		Laminate	2	29681/5	20,140	29811/5	27,010
120	54	6-8		Veneer	2	29682/2	22,290	29812/2	28,850
120	54	6-8		Laminate	2	29682/5	20,410	29812/5	27,255
132	48	6-8		Veneer	2	29683/2	22,285	29813/2	28,845
132	48	6-8		Laminate	2	29683/5	20,505	29813/5	27,315
132	54	8-10		Veneer	2	29684/2	22,860	29814/2	29,350
132	54	8-10		Laminate	2	29684/5	20,770	29814/5	27,540
144	48	8-10		Veneer	2	29685/2	22,675	29815/2	29,185
144	48	8-10		Laminate	2	29685/5	20,740	29815/5	27,520
144	54	8-10		Veneer	2	29686/2	23,305	29816/2	29,710
144	54	8-10		Laminate	2	29686/5	21,000	29816/5	27,740
144	60	8-10		Veneer	2	29687/2	24,275	29817/2	30,540
144	60	8-10		Laminate	2	29687/5	21,795	29817/5	28,415
156	48	8-10		Veneer	2	29688/2	23,115	29818/2	29,565
156	48	8-10		Laminate	2	29688/5	21,060	29818/5	27,805
156	54	10-12		Veneer	2	29689/2	23,795	29819/2	30,145
156	54	10-12		Laminate	2	29689/5	21,375	29819/5	28,080
156	60	10-12		Veneer	2	29690/2	24,875	29820/2	31,075
156	60	10-12		Laminate	2	29690/5	22,240	29820/5	28,810
168	48	12-14		Veneer	2	29691/2	32,115	29821/2	42,130
168	48	12-14		Laminate	2	29691/5	29,905	29821/5	40,255
168	54	12-14		Veneer	2	29692/2	32,745	29822/2	42,695
168	54	12-14		Laminate	2	29692/5	30,265	29822/5	40,550
168	60	12-14		Veneer	2	29693/2	33,900	29823/2	43,690
168	60	12-14		Laminate	2	29693/5	31,005	29823/5	41,200
180	48	12-14		Veneer	3	29694/2	32,620	29824/2	42,570
180	48	12-14		Laminate	3	29694/5	30,290	29824/5	40,585
180	54	12-14		Veneer	3	29695/2	33,315	29825/2	43,165
180	54	12-14		Laminate	3	29695/5	30,625	29825/5	40,880
180	60	12-14		Veneer	3	29696/2	34,460	29826/2	44,160
180	60	12-14		Laminate	3	29696/5	31,475	29826/5	41,605



2 bases



3 bases

COMMANDER CONFERENCE TABLES


SUPER ELLIPSE Design - Busk + Hertzog



Super Ellipse shape

* Based on a chair width of 25"

L"	X	D"	Sugg Seat Capacity	Top Finish	Top Sections	POWDER COAT BASE		POLISHED STAINLESS STEEL BASE	
						Model Number	List Price	Model Number	List Price
192	54	14-16		Veneer	4	29697/2	42,135	29827/2	55,615
192	54	14-16		Laminate	4	29697/5	39,150	29827/5	53,055
192	60	14-16		Veneer	4	29698/2	43,425	29828/2	56,710
192	60	14-16		Laminate	4	29698/5	40,095	29828/5	53,850
204	54	14-16		Veneer	4	29699/2	42,550	29829/2	55,960
204	54	14-16		Laminate	4	29699/5	39,505	29829/5	53,340
204	60	14-16		Veneer	4	29800/2	43,940	29930/2	57,145
204	60	14-16		Laminate	4	29800/5	40,560	29930/5	54,240
216	54	14-16		Veneer	4	29801/2	42,995	29931/2	56,340
216	54	14-16		Laminate	4	29801/5	39,925	29931/5	53,695
216	60	16-18		Veneer	4	29802/2	44,410	29932/2	57,565
216	60	16-18		Laminate	4	29802/5	40,970	29932/5	54,585
228	54	16-18		Veneer	4	29803/2	43,965	29933/2	57,180
228	54	16-18		Laminate	4	29803/5	40,710	29933/5	54,380
228	60	16-18		Veneer	4	29804/2	45,340	29934/2	58,345
228	60	16-18		Laminate	4	29804/5	41,605	29934/5	55,150
240	54	16-18		Veneer	4	29805/2	44,480	29935/2	57,615
240	54	16-18		Laminate	4	29805/5	41,100	29935/5	54,720
240	60	16-18		Veneer	4	29806/2	45,830	29936/2	58,780
240	60	16-18		Laminate	4	29806/5	41,925	29936/5	55,415



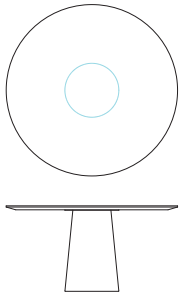
4 bases

TABLES

CONE TABLE - Fixed Height Designer - Nienkämper

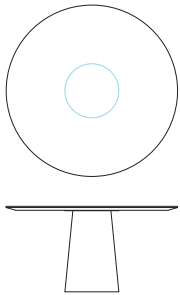
Model Number	dia."	H"	Top Finish	List Price
--------------	-------	----	------------	------------

CONE TABLE WITH WOOD VENEER BASE - FIXED HEIGHT



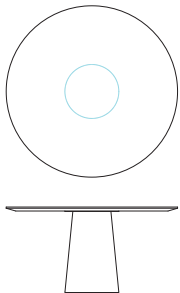
39101/2	42	29	Veneer	4,815
39101/5	42	29	P-Lam	4,265
39101/3	42	29	Caesar Stone	9,200
39102/2	48	29	Veneer	4,895
39102/5	48	29	P-Lam	4,330
39102/3	48	29	Caesar Stone	9,860
39103/2	54	29	Veneer	5,315
39103/5	54	29	P-Lam	4,565
39103/3	54	29	Caesar Stone	14,035
39104/2	60	29	Veneer	5,785
39104/5	60	29	P-Lam	4,840
39104/3	55 7/8	29	Caesar Stone	19,635

CONE TABLE WITH WHITE POWDER COAT BASE - FIXED HEIGHT



39111/2	42	29	Veneer	6,580
39111/5	42	29	P-Lam	6,160
39111/3	42	29	Caesar Stone	10,490
39112/2	48	29	Veneer	7,720
39112/5	48	29	P-Lam	7,160
39112/3	48	29	Caesar Stone	14,205
39113/2	54	29	Veneer	8,350
39113/5	54	29	P-Lam	7,570
39113/3	54	29	Caesar Stone	18,395
39114/2	60	29	Veneer	8,610
39114/5	60	29	P-Lam	7,750
39114/3	55 7/8	29	Caesar Stone	23,995

CONE TABLE WITH STAINLESS STEEL BASE - FIXED HEIGHT



39121/2	42	29	Veneer	10,240
39121/5	42	29	P-Lam	9,825
39121/3	42	29	Caesar Stone	14,165
39122/2	48	29	Veneer	11,390
39122/5	48	29	P-Lam	10,830
39122/3	48	29	Caesar Stone	17,865
39123/2	54	29	Veneer	12,380
39123/5	54	29	P-Lam	11,620
39123/3	54	29	Caesar Stone	22,440
39124/2	60	29	Veneer	12,650
39124/5	60	29	P-Lam	11,800
39124/3	55 7/8	29	Caesar Stone	28,045

Standard Features:

- Standard veneer: refer to front of price list for upcharges
- Edge detail: taper edge (TE), self edge (SE), facet edge (FE)
- Flowform edge (FF) and camber (CE) available. Add 5%.
- Forum: full Vox Forum capabilities. See Vox® Planning Guide or Vox® Forum Configurator
- Additional sizes available upon request
- Tops 54" and 60" require a larger 24" dia. base, not the typical 17" dia

Model # 39101



Model # 39111



Model # 39121

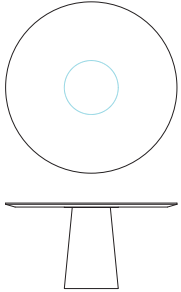


TABLES

CONE ADJUSTABLE TABLE Designer - Nienkämper

Model Number	dia."	H"	Top Finish	List Price
--------------	-------	----	------------	------------

CONE TABLE WITH WOOD VENEER BASE - ADJUSTABLE HEIGHT



39101/2A	42	29-44	Veneer	6,330
39101/5A	42	29-44	P-Lam	5,795
39102/2A	48	29-44	Veneer	6,415
39102/5A	48	29-44	P-Lam	5,840

Standard Features:

- Standard veneer: refer to front of price list for upcharges
- Edge detail: taper edge (TE), self edge (SE), facet edge (FE)
- Flowform edge (FE) and camber (CE) available. Add 5%.
- Pneumatic height adjustment Cone tables with height adjustment of 29" - 44" are only available with veneer or p-lam top and wood veneer base
- Forum is not available for pneumatic height adjustment Cone tables.
- Caesar Stone not available

Model # 39101/2A



Model # 39101/2A



TABLES

Ensemble Task Tables Designer - Aaron Duke

Model Number	W"	D"	H"	Top Finish	List Price	Model Number	W"	D"	H"	Top Finish	List Price
ENSEMBLE TASK TABLE (2 CASTERS 2 GLIDES)											
24941/229	48	24	29	Veneer	5,075	24941/238	48	24	38	Veneer	5,655
24941/529	48	24	29	Laminate	4,735	24941/538	48	24	38	Laminate	5,315
24942/229	54	24	29	Veneer	5,245	24942/238	54	24	38	Veneer	5,860
24942/529	54	24	29	Laminate	4,895	24942/538	54	24	38	Laminate	5,505
24943/229	60	24	29	Veneer	5,420	24943/238	60	24	38	Veneer	6,060
24943/529	60	24	29	Laminate	5,050	24943/538	60	24	38	Laminate	5,695
24944/229	66	24	29	Veneer	5,505	24944/238	66	24	38	Veneer	6,185
24944/529	66	24	29	Laminate	5,100	24944/538	66	24	38	Laminate	5,775
24945/229	72	24	29	Veneer	5,605	24945/238	72	24	38	Veneer	6,310
24945/529	72	24	29	Laminate	5,155	24945/538	72	24	38	Laminate	5,860
24946/229	78	24	29	Veneer	5,815	24946/238	78	24	38	Veneer	6,550
24946/529	78	24	29	Laminate	5,225	24946/538	78	24	38	Laminate	5,955
24947/229	84	24	29	Veneer	6,020	24947/238	84	24	38	Veneer	6,790
24947/529	84	24	29	Laminate	5,285	24947/538	84	24	38	Laminate	6,055
24948/229	90	24	29	Veneer	6,230	24948/238	90	24	38	Veneer	7,030
24948/529	90	24	29	Laminate	5,420	24948/538	90	24	38	Laminate	6,220
24949/229	48	32	29	Veneer	5,365	24949/238	48	32	38	Veneer	5,950
24949/529	48	32	29	Laminate	4,895	24949/538	48	32	38	Laminate	5,485
24950/229	54	32	29	Veneer	5,505	24950/238	54	32	38	Veneer	6,130
24950/529	54	32	29	Laminate	4,985	24950/538	54	32	38	Laminate	5,610
24951/229	60	32	29	Veneer	5,655	24951/238	60	32	38	Veneer	6,310
24951/529	60	32	29	Laminate	5,075	24951/538	60	32	38	Laminate	5,725
24952/229	66	32	29	Veneer	5,790	24952/238	66	32	38	Veneer	6,465
24952/529	66	32	29	Laminate	5,165	24952/538	66	32	38	Laminate	5,855
24953/229	72	32	29	Veneer	5,920	24953/238	72	32	38	Veneer	6,640
24953/529	72	32	29	Laminate	5,265	24953/538	72	32	38	Laminate	5,980
24954/229	78	32	29	Veneer	6,060	24954/238	78	32	38	Veneer	6,805
24954/529	78	32	29	Laminate	5,340	24954/538	78	32	38	Laminate	6,085
24955/229	84	32	29	Veneer	6,210	24955/238	84	32	38	Veneer	6,990
24955/529	84	32	29	Laminate	5,420	24955/538	84	32	38	Laminate	6,205
24956/229	90	32	29	Veneer	6,335	24956/238	90	32	38	Veneer	7,140
24956/529	90	32	29	Laminate	5,545	24956/538	90	32	38	Laminate	6,355



Model # 24954

Standard features:

- Tops are 1/4" thick, available in all standard Nienkämper veneers and plastic laminates
- Table edges are offered in 3" taper and self.
- Solid oak, maple or walnut legs, available in all Nienkämper stains.
- 8" radius (soft) corners are standard.
- 2 soft tread, non-marring casters.
- Lower shelf with powder coated aluminum edge, available in Nienkämper powder coat finishes.
- Powder coated storage tray and 2 accessory hangers
- An under mounted 4 port (2 outlet/2 charging USB) power unit with plug.



TABLES

Ensemble Task Tables Designer - Aaron Duke

Model Number	W"	D"	H"	Top Finish	List Price	Model Number	W"	D"	H"	Top Finish	List Price
--------------	----	----	----	------------	------------	--------------	----	----	----	------------	------------

ENSEMBLE TASK TABLE (4 CASTERS) SOFT CORNERS



24961/229	48	24	29	Veneer	5,610	24961/238	48	24	38	Veneer	6,020
24961/529	48	24	29	Laminate	5,265	24961/538	48	24	38	Laminate	5,680
24962/229	54	24	29	Veneer	5,810	24962/238	54	24	38	Veneer	6,225
24962/529	54	24	29	Laminate	5,455	24962/538	54	24	38	Laminate	5,865
24963/229	60	24	29	Veneer	6,010	24963/238	60	24	38	Veneer	6,430
24963/529	60	24	29	Laminate	5,645	24963/538	60	24	38	Laminate	6,055
24964/229	66	24	29	Veneer	6,130	24964/238	66	24	38	Veneer	6,545
24964/529	66	24	29	Laminate	5,725	24964/538	66	24	38	Laminate	6,135
24965/229	72	24	29	Veneer	6,255	24965/238	72	24	38	Veneer	6,670
24965/529	72	24	29	Laminate	5,815	24965/538	72	24	38	Laminate	6,225
24966/229	78	24	29	Veneer	6,495	24966/238	78	24	38	Veneer	6,905
24966/529	78	24	29	Laminate	5,905	24966/538	78	24	38	Laminate	6,320
24967/229	84	24	29	Veneer	6,745	24967/238	84	24	38	Veneer	7,150
24967/529	84	24	29	Laminate	6,005	24967/538	84	24	38	Laminate	6,425
24968/229	90	24	29	Veneer	6,985	24968/238	90	24	38	Veneer	7,390
24968/529	90	24	29	Laminate	6,165	24968/538	90	24	38	Laminate	6,580
24969/229	48	32	29	Veneer	5,905	24969/238	48	32	38	Veneer	6,320
24969/529	48	32	29	Laminate	5,430	24969/538	48	32	38	Laminate	5,845
24970/229	54	32	29	Veneer	6,080	24970/238	54	32	38	Veneer	6,485
24970/529	54	32	29	Laminate	5,550	24970/538	54	32	38	Laminate	5,965
24971/229	60	32	29	Veneer	6,255	24971/238	60	32	38	Veneer	6,670
24971/529	60	32	29	Laminate	5,680	24971/538	60	32	38	Laminate	6,090
24972/229	66	32	29	Veneer	6,425	24972/238	66	32	38	Veneer	6,825
24972/529	66	32	29	Laminate	5,810	24972/538	66	32	38	Laminate	6,220
24973/229	72	32	29	Veneer	6,580	24973/238	72	32	38	Veneer	6,995
24973/529	72	32	29	Laminate	5,925	24973/538	72	32	38	Laminate	6,335
24974/229	78	32	29	Veneer	6,760	24974/238	78	32	38	Veneer	7,170
24974/529	78	32	29	Laminate	6,040	24974/538	78	32	38	Laminate	6,450
24975/229	84	32	29	Veneer	6,925	24975/238	84	32	38	Veneer	7,340
24975/529	84	32	29	Laminate	6,140	24975/538	84	32	38	Laminate	6,555
24976/229	90	32	29	Veneer	7,095	24976/238	90	32	38	Veneer	7,510
24976/529	90	32	29	Laminate	6,310	24976/538	90	32	38	Laminate	6,715

Standard features:

- Tops are 1¼" thick, available in all standard Nienkämper veneers and plastic laminates
- Table edges are offered in 3" taper and self.
- Solid oak, maple or walnut legs, available in all Nienkämper stains.
- 8" radius (soft) corners are standard.
- 4 soft tread, non-marring caster.
- Lower shelf with powder coated aluminum edge, available in Nienkämper powder coat finishes.
- Tables compatible with most Nienkämper integrated connectivity and power solutions.

TABLES

Ensemble Task Tables Designer - Aaron Duke

Model Number	W"	D"	H"	Top Finish	List Price	Model Number	W"	D"	H"	Top Finish	List Price
ENSEMBLE TASK TABLE (4 GLIDES) SOFT CORNERS											
24981/229	48	24	29	Veneer	4,840	24981/238	48	24	38	Veneer	5,185
24981/529	48	24	29	Laminate	4,490	24981/538	48	24	38	Laminate	4,845
24982/229	54	24	29	Veneer	5,035	24982/238	54	24	38	Veneer	5,390
24982/529	54	24	29	Laminate	4,685	24982/538	54	24	38	Laminate	5,030
24983/229	60	24	29	Veneer	5,240	24983/238	60	24	38	Veneer	5,595
24983/529	60	24	29	Laminate	4,880	24983/538	60	24	38	Laminate	5,225
24984/229	66	24	29	Veneer	5,365	24984/238	66	24	38	Veneer	5,710
24984/529	66	24	29	Laminate	4,955	24984/538	66	24	38	Laminate	5,305
24985/229	72	24	29	Veneer	5,490	24985/238	72	24	38	Veneer	5,835
24985/529	72	24	29	Laminate	5,040	24985/538	72	24	38	Laminate	5,390
24986/229	78	24	29	Veneer	5,725	24986/238	78	24	38	Veneer	6,075
24986/529	78	24	29	Laminate	5,135	24986/538	78	24	38	Laminate	5,485
24987/229	84	24	29	Veneer	5,970	24987/238	84	24	38	Veneer	6,320
24987/529	84	24	29	Laminate	5,235	24987/538	84	24	38	Laminate	5,590
24988/229	90	24	29	Veneer	6,215	24988/238	90	24	38	Veneer	6,555
24988/529	90	24	29	Laminate	5,400	24988/538	90	24	38	Laminate	5,745
24989/229	48	32	29	Veneer	5,135	24989/238	48	32	38	Veneer	5,485
24989/529	48	32	29	Laminate	4,670	24989/538	48	32	38	Laminate	5,015
24990/229	54	32	29	Veneer	5,310	24990/238	54	32	38	Veneer	5,655
24990/529	54	32	29	Laminate	4,790	24990/538	54	32	38	Laminate	5,130
24991/229	60	32	29	Veneer	5,490	24991/238	60	32	38	Veneer	5,835
24991/529	60	32	29	Laminate	4,910	24991/538	60	32	38	Laminate	5,260
24992/229	66	32	29	Veneer	5,650	24992/238	66	32	38	Veneer	6,000
24992/529	66	32	29	Laminate	5,035	24992/538	66	32	38	Laminate	5,385
24993/229	72	32	29	Veneer	5,815	24993/238	72	32	38	Veneer	6,155
24993/529	72	32	29	Laminate	5,155	24993/538	72	32	38	Laminate	5,500
24994/229	78	32	29	Veneer	5,995	24994/238	78	32	38	Veneer	6,335
24994/529	78	32	29	Laminate	5,270	24994/538	78	32	38	Laminate	5,615
24995/229	84	32	29	Veneer	6,160	24995/238	84	32	38	Veneer	6,505
24995/529	84	32	29	Laminate	5,375	24995/538	84	32	38	Laminate	5,720
24996/229	90	32	29	Veneer	6,325	24996/238	90	32	38	Veneer	6,675
24996/529	90	32	29	Laminate	5,535	24996/538	90	32	38	Laminate	5,890



Standard features:

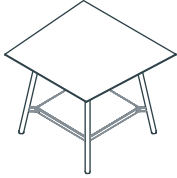
- Tops are 1¼" thick, available in all standard Nienkämper veneers and plastic laminates
- Table edges are offered in 3" taper and self.
- Solid oak, maple or walnut legs, available in all Nienkämper stains.
- 8" radius (soft) corners are standard.
- Lower shelf with powder coated aluminum edge, available in Nienkämper powder coat finishes.
- Tables compatible with most Nienkämper integrated connectivity and power solutions.

TABLES

Ensemble Huddle Room Tables Designer - Aaron Duke

Model Number	W"	D"	H"	Top Finish	List Price	Model Number	W"	D"	H"	Top Finish	List Price
--------------	----	----	----	------------	------------	--------------	----	----	----	------------	------------

ENSEMBLE HUDDLE ROOM TABLE - RECTANGLE



25305/229	36	36	29	Veneer	4,665	25305/238	36	36	38	Veneer	4,895
25305/529	36	36	29	Laminate	4,450	25305/538	36	36	38	Laminate	4,675
25306/229	42	42	29	Veneer	4,810	25306/238	42	42	38	Veneer	5,055
25306/529	42	42	29	Laminate	4,570	25306/538	42	42	38	Laminate	4,805
25307/229	48	48	29	Veneer	5,000	25307/238	48	48	38	Veneer	5,245
25307/529	48	48	29	Laminate	4,665	25307/538	48	48	38	Laminate	4,895
25308/229	60	60	29	Veneer	5,445	25308/238	60	60	38	Veneer	5,720
25308/529	60	60	29	Laminate	4,870	25308/538	60	60	38	Laminate	5,115

ENSEMBLE HUDDLE ROOM TABLE - SOFT SQUARE



25300/229	36	36	29	Veneer	4,755	25300/238	36	36	38	Veneer	5,000
25300/529	36	36	29	Laminate	4,540	25300/538	36	36	38	Laminate	4,765
25301/229	42	42	29	Veneer	4,910	25301/238	42	42	38	Veneer	5,160
25301/529	42	42	29	Laminate	4,670	25301/538	42	42	38	Laminate	4,905
25302/229	48	48	29	Veneer	5,095	25302/238	48	48	38	Veneer	5,350
25302/529	48	48	29	Laminate	4,755	25302/538	48	48	38	Laminate	5,000
25303/229	60	60	29	Veneer	5,555	25303/238	60	60	38	Veneer	5,840
25303/529	60	60	29	Laminate	4,965	25303/538	60	60	38	Laminate	5,225

Model # 25300/229, 25310/229, 25315/229



Standard features:

- Tops are 1/4" thick, available in all standard Nienkämper veneers and plastic laminates
- Table edges are offered in 3" taper and self.
- Solid oak, maple or walnut legs, available in all Nienkämper stains.
- 8" radius (soft) corners are standard.
- Lower shelf with powder coated aluminum edge, available in Nienkämper powder coat finishes.
- Tables compatible with most Nienkämper integrated connectivity and power solutions.

TABLES

Ensemble Huddle Room Tables Designer - Aaron Duke

Model Number	W"	D"	H"	Top Finish	List Price	Model Number	W"	D"	H"	Top Finish	List Price
--------------	----	----	----	------------	------------	--------------	----	----	----	------------	------------

ENSEMBLE HUDDLE ROOM TABLE - TRIANGLE



25310/229	36	36	29	Veneer	4,850
25310/529	36	36	29	Laminate	4,620
25311/229	42	42	29	Veneer	5,010
25311/529	42	42	29	Laminate	4,755

Note: Triangular tables are not compatible with lower shelf.

ENSEMBLE HUDDLE ROOM TABLE - ROUND



25315/229	36 dia.	29	Veneer	4,935	25315/238	36 dia.	38	Veneer	5,195
25315/529	36 dia.	29	Laminate	4,710	25315/538	36 dia.	38	Laminate	4,950
25316/229	42 dia.	29	Veneer	5,100	25316/238	42 dia.	38	Veneer	5,355
25316/529	42 dia.	29	Laminate	4,845	25316/538	42 dia.	38	Laminate	5,090
25317/229	48 dia.	29	Veneer	5,295	25317/238	48 dia.	38	Veneer	5,560
25317/529	48 dia.	29	Laminate	4,935	25317/538	48 dia.	38	Laminate	5,195
25318/229	60 dia.	29	Veneer	5,775	25318/238	60 dia.	38	Veneer	6,065
25318/529	60 dia.	29	Laminate	5,160	25318/538	60 dia.	38	Laminate	5,425

Standard features:

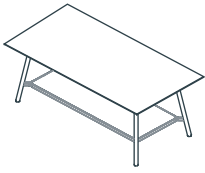
- Tops are 1/4" thick, available in all standard Nienkämper veneers and plastic laminates
- Table edges are offered in 3" taper and self.
- Solid oak, maple or walnut legs, available in all Nienkämper stains.
- 8" radius (soft) corners are standard.
- Lower shelf with powder coated aluminum edge, available in Nienkämper powder coat finishes.
- Tables compatible with most Nienkämper integrated connectivity and power solutions.

TABLES

Ensemble Conference Tables Designer - Aaron Duke

Model Number	W"	D"	H"	Top Finish	List Price	Model Number	W"	D"	H"	Top Finish	List Price
--------------	----	----	----	------------	------------	--------------	----	----	----	------------	------------

ENSEMBLE CONFERENCE TABLE W/LOWER SHELF (RECTANGLE)



25411/229	60	36	29	Veneer	6,775	25411/238	60	36	38	Veneer	7,530
25411/529	60	36	29	Laminate	5,735	25411/538	60	36	38	Laminate	6,500
25412/229	66	36	29	Veneer	6,985	25412/238	66	36	38	Veneer	7,740
25412/529	66	36	29	Laminate	5,840	25412/538	66	36	38	Laminate	6,610
25413/229	72	36	29	Veneer	7,120	25413/238	72	36	38	Veneer	7,890
25413/529	72	36	29	Laminate	6,025	25413/538	72	36	38	Laminate	6,790
25414/229	78	36	29	Veneer	7,570	25414/238	78	36	38	Veneer	8,330
25414/529	78	36	29	Laminate	6,175	25414/538	78	36	38	Laminate	6,930
25415/229	84	36	29	Veneer	7,810	25415/238	84	36	38	Veneer	8,570
25415/529	84	36	29	Laminate	6,335	25415/538	84	36	38	Laminate	7,100
25416/229	90	36	29	Veneer	7,910	25416/238	90	36	38	Veneer	8,675
25416/529	90	36	29	Laminate	6,500	25416/538	90	36	38	Laminate	7,265
25417/229	96	36	29	Veneer	8,110	25417/238	96	36	38	Veneer	8,875
25417/529	96	36	29	Laminate	6,660	25417/538	96	36	38	Laminate	7,425
25418/229	102	36	29	Veneer	8,305	25418/238	102	36	38	Veneer	9,070
25418/529	102	36	29	Laminate	6,790	25418/538	102	36	38	Laminate	7,550
25419/229	108	36	29	Veneer	8,530	25419/238	108	36	38	Veneer	9,295
25419/529	108	36	29	Laminate	6,940	25419/538	108	36	38	Laminate	7,705
25420/229	60	42	29	Veneer	6,985	25420/238	60	42	38	Veneer	7,745
25420/529	60	42	29	Laminate	5,870	25420/538	60	42	38	Laminate	6,640
25421/229	66	42	29	Veneer	7,210	25421/238	66	42	38	Veneer	7,970
25421/529	66	42	29	Laminate	5,980	25421/538	66	42	38	Laminate	6,745
25422/229	72	42	29	Veneer	7,390	25422/238	72	42	38	Veneer	8,150
25422/529	72	42	29	Laminate	6,195	25422/538	72	42	38	Laminate	6,950
25423/229	78	42	29	Veneer	7,865	25423/238	78	42	38	Veneer	8,635
25423/529	78	42	29	Laminate	6,345	25423/538	78	42	38	Laminate	7,110
25424/229	84	42	29	Veneer	8,210	25424/238	84	42	38	Veneer	8,975
25424/529	84	42	29	Laminate	6,695	25424/538	84	42	38	Laminate	7,465
25425/229	90	42	29	Veneer	8,455	25425/238	90	42	38	Veneer	9,220
25425/529	90	42	29	Laminate	6,860	25425/538	90	42	38	Laminate	7,620
25426/229	96	42	29	Veneer	8,635	25426/238	96	42	38	Veneer	9,400
25426/529	96	42	29	Laminate	7,000	25426/538	96	42	38	Laminate	7,755

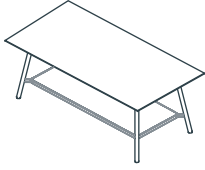
Standard features:

- Tops are 1/4" thick, available in all standard Nienkämper veneers and plastic laminates
- Table edges are offered in 3" taper and self.
- Solid oak, maple or walnut legs, available in all Nienkämper stains.
- 8" radius (soft) corners are standard.
- Lower shelf with powder coated aluminum edge, available in Nienkämper powder coat finishes.
- Tables compatible with most Nienkämper integrated connectivity and power solutions.

TABLES

Ensemble Conference Tables Designer - Aaron Duke

Model Number	W"	D"	H"	Top Finish	List Price	Model Number	W"	D"	H"	Top Finish	List Price
ENSEMBLE CONFERENCE TABLE W/LOWER SHELF (RECTANGLE)											
25427/229	102	42	29	Veneer	8,815	25427/238	102	42	38	Veneer	9,580
25427/529	102	42	29	Laminate	7,105	25427/538	102	42	38	Laminate	7,865
25428/229	108	42	29	Veneer	9,220	25428/238	108	42	38	Veneer	9,990
25428/529	108	42	29	Laminate	7,280	25428/538	108	42	38	Laminate	8,045
25429/229	60	48	29	Veneer	7,215	25429/238	60	48	38	Veneer	7,975
25429/529	60	48	29	Laminate	6,010	25429/538	60	48	38	Laminate	6,775
25430/229	66	48	29	Veneer	7,445	25430/238	66	48	38	Veneer	8,215
25430/529	66	48	29	Laminate	6,125	25430/538	66	48	38	Laminate	6,890
25431/229	72	48	29	Veneer	7,645	25431/238	72	48	38	Veneer	8,415
25431/529	72	48	29	Laminate	6,350	25431/538	72	48	38	Laminate	7,115
25432/229	78	48	29	Veneer	8,160	25432/238	78	48	38	Veneer	8,915
25432/529	78	48	29	Laminate	6,525	25432/538	78	48	38	Laminate	7,280
25433/229	84	48	29	Veneer	8,560	25433/238	84	48	38	Veneer	9,325
25433/529	84	48	29	Laminate	6,915	25433/538	84	48	38	Laminate	7,685
25434/229	90	48	29	Veneer	8,835	25434/238	90	48	38	Veneer	9,590
25434/529	90	48	29	Laminate	7,090	25434/538	90	48	38	Laminate	7,850
25435/229	96	48	29	Veneer	9,025	25435/238	96	48	38	Veneer	9,795
25435/529	96	48	29	Laminate	7,330	25435/538	96	48	38	Laminate	8,095
25436/229	102	48	29	Veneer	9,175	25436/238	102	48	38	Veneer	9,935
25436/529	102	48	29	Laminate	7,320	25436/538	102	48	38	Laminate	8,080
25437/229	108	48	29	Veneer	9,855	25437/238	108	48	38	Veneer	10,620
25437/529	108	48	29	Laminate	7,795	25437/538	108	48	38	Laminate	8,550



Standard features:

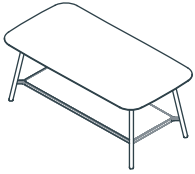
- Tops are 1/4" thick, available in all standard Nienkämper veneers and plastic laminates
- Table edges are offered in 3" taper and self.
- Solid oak, maple or walnut legs, available in all Nienkämper stains.
- 8" radius (soft) corners are standard.
- Lower shelf with powder coated aluminum edge, available in Nienkämper powder coat finishes.
- Tables compatible with most Nienkämper integrated connectivity and power solutions.

TABLES

Ensemble Conference Tables Designer - Aaron Duke

Model Number	W"	D"	H"	Top Finish	List Price	Model Number	W"	D"	H"	Top Finish	List Price
--------------	----	----	----	------------	------------	--------------	----	----	----	------------	------------

ENSEMBLE CONFERENCE TABLE W/LOWER SHELF (BELLIED RECTANGLE)



25379/229	60	36	29	Veneer	7,110	25379/238	60	36	38	Veneer	7,915
25379/529	60	36	29	Laminate	6,035	25379/538	60	36	38	Laminate	6,825
25380/229	66	36	29	Veneer	7,330	25380/238	66	36	38	Veneer	8,130
25380/529	66	36	29	Laminate	6,130	25380/538	66	36	38	Laminate	6,940
25381/229	72	36	29	Veneer	7,480	25381/238	72	36	38	Veneer	8,285
25381/529	72	36	29	Laminate	6,330	25381/538	72	36	38	Laminate	7,125
25382/229	78	36	29	Veneer	7,940	25382/238	78	36	38	Veneer	8,750
25382/529	78	36	29	Laminate	6,480	25382/538	78	36	38	Laminate	7,290
25383/229	84	36	29	Veneer	8,205	25383/238	84	36	38	Veneer	9,000
25383/529	84	36	29	Laminate	6,660	25383/538	84	36	38	Laminate	7,455
25384/229	90	36	29	Veneer	8,310	25384/238	90	36	38	Veneer	9,110
25384/529	90	36	29	Laminate	6,825	25384/538	90	36	38	Laminate	7,630
25385/229	96	36	29	Veneer	8,520	25385/238	96	36	38	Veneer	9,320
25385/529	96	36	29	Laminate	6,995	25385/538	96	36	38	Laminate	7,800
25386/229	102	36	29	Veneer	8,725	25386/238	102	36	38	Veneer	9,520
25386/529	102	36	29	Laminate	7,125	25386/538	102	36	38	Laminate	7,930
25387/229	108	36	29	Veneer	8,965	25387/238	108	36	38	Veneer	9,760
25387/529	108	36	29	Laminate	7,295	25387/538	108	36	38	Laminate	8,095
25388/229	60	42	29	Veneer	7,330	25388/238	60	42	38	Veneer	8,135
25388/529	60	42	29	Laminate	6,165	25388/538	60	42	38	Laminate	6,975
25389/229	66	42	29	Veneer	7,575	25389/238	66	42	38	Veneer	8,370
25389/529	66	42	29	Laminate	6,280	25389/538	66	42	38	Laminate	7,085
25390/229	72	42	29	Veneer	7,755	25390/238	72	42	38	Veneer	8,565
25390/529	72	42	29	Laminate	6,500	25390/538	72	42	38	Laminate	7,310
25391/229	78	42	29	Veneer	8,260	25391/238	78	42	38	Veneer	9,070
25391/529	78	42	29	Laminate	6,670	25391/538	78	42	38	Laminate	7,470
25392/229	84	42	29	Veneer	8,625	25392/238	84	42	38	Veneer	9,425
25392/529	84	42	29	Laminate	7,035	25392/538	84	42	38	Laminate	7,840
25393/229	90	42	29	Veneer	8,880	25393/238	90	42	38	Veneer	9,685
25393/529	90	42	29	Laminate	7,205	25393/538	90	42	38	Laminate	8,005
25394/229	96	42	29	Veneer	9,070	25394/238	96	42	38	Veneer	9,865
25394/529	96	42	29	Laminate	7,345	25394/538	96	42	38	Laminate	8,145

Standard features:

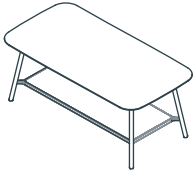
- Tops are 1/4" thick, available in all standard Nienkämper veneers and plastic laminates
- Table edges are offered in 3" taper and self.
- Solid oak, maple or walnut legs, available in all Nienkämper stains.
- 8" radius (soft) corners are standard.
- Lower shelf with powder coated aluminum edge, available in Nienkämper powder coat finishes.
- Tables compatible with most Nienkämper integrated connectivity and power solutions.

TABLES

Ensemble Conference Tables Designer - Aaron Duke

Model Number	W"	D"	H"	Top Finish	List Price	Model Number	W"	D"	H"	Top Finish	List Price
--------------	----	----	----	------------	------------	--------------	----	----	----	------------	------------

ENSEMBLE CONFERENCE TABLE W/LOWER SHELF (BELLIED RECTANGLE)



25395/229	102	42	29	Veneer	9,255	25395/238	102	42	38	Veneer	10,060
25395/529	102	42	29	Laminate	7,465	25395/538	102	42	38	Laminate	8,260
25396/229	108	42	29	Veneer	9,685	25396/238	108	42	38	Veneer	10,485
25396/529	108	42	29	Laminate	7,645	25396/538	108	42	38	Laminate	8,450
25397/229	60	48	29	Veneer	7,580	25397/238	60	48	38	Veneer	8,375
25397/529	60	48	29	Laminate	6,315	25397/538	60	48	38	Laminate	7,110
25398/229	66	48	29	Veneer	7,820	25398/238	66	48	38	Veneer	8,630
25398/529	66	48	29	Laminate	6,440	25398/538	66	48	38	Laminate	7,235
25399/229	72	48	29	Veneer	8,035	25399/238	72	48	38	Veneer	8,840
25399/529	72	48	29	Laminate	6,675	25399/538	72	48	38	Laminate	7,475
25405/229	78	48	29	Veneer	8,570	25405/238	78	48	38	Veneer	9,370
25405/529	78	48	29	Laminate	6,855	25405/538	78	48	38	Laminate	7,645
25406/229	84	48	29	Veneer	8,990	25406/238	84	48	38	Veneer	9,800
25406/529	84	48	29	Laminate	7,265	25406/538	84	48	38	Laminate	8,070
25407/229	90	48	29	Veneer	9,265	25407/238	90	48	38	Veneer	10,070
25407/529	90	48	29	Laminate	7,445	25407/538	90	48	38	Laminate	8,245
25408/229	96	48	29	Veneer	9,480	25408/238	96	48	38	Veneer	10,285
25408/529	96	48	29	Laminate	7,700	25408/538	96	48	38	Laminate	8,500
25409/229	102	48	29	Veneer	9,630	25409/238	102	48	38	Veneer	10,440
25409/529	102	48	29	Laminate	7,690	25409/538	102	48	38	Laminate	8,485
25410/229	108	48	29	Veneer	10,350	25410/238	108	48	38	Veneer	11,155
25410/529	108	48	29	Laminate	8,185	25410/538	108	48	38	Laminate	8,985

Standard features:

- Tops are 1¼" thick, available in all standard Nienkämper veneers and plastic laminates
- Table edges are offered in 3" taper and self.
- Solid oak, maple or walnut legs, available in all Nienkämper stains.
- 8" radius (soft) corners are standard.
- Lower shelf with powder coated aluminum edge, available in Nienkämper powder coat finishes.
- Tables compatible with most Nienkämper integrated connectivity and power solutions.

GATEWAY™ CONFERENCE & STAND ALONE TABLES

FEATURES & OPTIONS

Top Options:

Dimensions:

- 3 table heights are standard to Gateway Tables, 22" (lounge height) (Square & Round table only), 29" (standard work height) and 38" (standing height).
- Table widths: 30" - 54"
- Table lengths are available from 60" - 216"
- Top thickness is 1¼"

Top Shape:

- Standard top shapes are Vista, Boomerang, Rectangular, Super Ellipse, Boat, Racetrack, Square and Round.

Edges:

- 2" taper edge is standard but all standard Nienkämper edges are also available.
- Edge material may be solid wood or translucent plastic.

Material /Finishes:

- Gateway table tops are available in all Nienkämper high quality veneers and finishes.
- All standard plastic laminates are also offered.

Connectivity Options:

- Tables can be specified with a variety of power/data/video/audio solutions for singular and group requirement.
- The system can also be customized to suite customer specific equipment. Contact customer service for details.



Vox® M Forum



Simple Popup Forum



Simple Forum



Vox® Double Sided Forum

Base Features & Options:

Dimensions:

- Gateway tables have 3 distinct base styles: 2 prong angled, 2 prong straight and cruciform.
- Bases are available in 24" and 34" wide sizes.


Finishes:

- Bases are standard with a mirror polished finish.
- Bases are available in all standard Nienkämper powder coat colors.

Wire Management:

- All Gateway fixed height bases allow for wires to pass through their support post and out the base foot to the floor.
- Standard Nienkämper cable conduit also available, see page 247 for pricing.

Post



Foot Assembly



GATEWAY™ SMALL TABLES

ROUND SHAPE | SQUARE WITH ROUND CORNERS



Specify edge type: add the two letter code after the model number



Standard Height (29")



L"	X	D"	Sugg Seat Capacity	Top Finish	Top Sections	Model Number	List Price
24	24			Veneer	1	42161/2	4,090
24	24			Laminate	1	42161/5	3,935
30	30			Veneer	1	42162/2	4,535
30	30			Laminate	1	42162/5	4,280
36	36			Veneer	1	42163/2	4,965
36	36			Laminate	1	42163/5	4,620
42	42			Veneer	1	42164/2	5,600
42	42			Laminate	1	42164/5	5,010
48	48			Veneer	1	42165/2	6,020
48	48			Laminate	1	42165/5	5,275

Lounge Height (22")

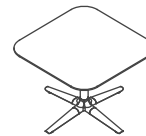


L"	X	D"	Sugg Seat Capacity	Top Finish	Top Sections	Model Number	List Price
24	24			Veneer	1	42166/2	4,090
24	24			Laminate	1	42166/5	3,935
30	30			Veneer	1	42167/2	4,535
30	30			Laminate	1	42167/5	4,280
36	36			Veneer	1	42168/2	4,965
36	36			Laminate	1	42168/5	4,620
42	42			Veneer	1	42169/2	5,600
42	42			Laminate	1	42169/5	5,010
48	48			Veneer	1	42170/2	6,020
48	48			Laminate	1	42170/5	5,275



* Based on a chair width of 25"

L"	X	D"	Sugg Seat Capacity	Top Finish	Top Sections	Model Number	List Price
24	24			Veneer	1	42171/2	4,090
24	24			Laminate	1	42171/5	3,935
30	30			Veneer	1	42172/2	4,535
30	30			Laminate	1	42172/5	4,280
36	36			Veneer	1	42173/2	4,965
36	36			Laminate	1	42173/5	4,620
42	42			Veneer	1	42174/2	5,600
42	42			Laminate	1	42174/5	5,010



L"	X	D"	Sugg Seat Capacity	Top Finish	Top Sections	Model Number	List Price
24	24			Veneer	1	42176/2	4,090
24	24			Laminate	1	42176/5	3,955
30	30			Veneer	1	42177/2	4,535
30	30			Laminate	1	42177/5	4,280
36	36			Veneer	1	42178/2	4,965
36	36			Laminate	1	42178/5	4,620
42	42			Veneer	1	42179/2	5,600
42	42			Laminate	1	42179/5	5,010

GATEWAY™ CONFERENCE TABLES

BOAT SHAPE



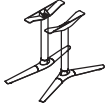
Specify edge type: add the two letter code after the model number



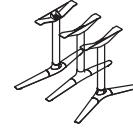
Taper Edge (TE) Self Edge (SE) Facet Edge (FE) Flowform Edge "FF"
5% upcharge
laminite not available Camber Edge "CE"
5% upcharge

Table height= 29"

2 Bases



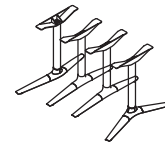
3 Bases



L"	X	D"	Sugg Seat Capacity	Top Finish	Top Sections	Model Number	List Price
* Based on a chair width of 25"							
60	30	4-6	Veneer	1	42041/2	6,420	
60	30	4-6	Laminate	1	42041/5	5,860	
72	36	6-8	Veneer	1	42042/2	7,330	
72	36	6-8	Laminate	1	42042/5	6,370	
84	42	6-8	Veneer	1	42043/2	8,110	
84	42	6-8	Laminate	1	42043/5	6,825	
96	42	6-8	Veneer	1	42044/2	8,530	
96	42	6-8	Laminate	1	42044/5	7,100	
96	48	6-8	Veneer	1	42045/2	9,010	
96	48	6-8	Laminate	1	42045/5	7,290	
108	42	8-10	Veneer	1	42046/2	9,210	
108	42	8-10	Laminate	1	42046/5	7,535	
108	48	8-10	Veneer	1	42047/2	9,740	
108	48	8-10	Laminate	1	42047/5	7,895	
120	42	8-10	Veneer	2	42048/2	9,630	
120	42	8-10	Laminate	2	42048/5	7,765	
120	48	8-10	Veneer	2	42049/2	10,230	
120	48	8-10	Laminate	2	42049/5	8,085	
120	54	8-10	Veneer	2	42050/2	10,755	
120	54	8-10	Laminate	2	42050/5	8,390	

L"	X	D"	Sugg Seat Capacity	Top Finish	Top Sections	Model Number	List Price
* Based on a chair width of 25"							
132	48	10-12	Veneer	2	42051/2	12,530	
132	48	10-12	Laminate	2	42051/5	10,175	
132	54	10-12	Veneer	2	42052/2	13,135	
132	54	10-12	Laminate	2	42052/5	10,515	
144	48	10-12	Veneer	2	42053/2	13,005	
144	48	10-12	Laminate	2	42053/5	10,420	
144	54	10-12	Veneer	2	42054/2	13,675	
144	54	10-12	Laminate	2	42054/5	10,745	
156	48	12-14	Veneer	2	42056/2	13,555	
156	48	12-14	Laminate	2	42056/5	10,745	
156	54	12-14	Veneer	2	42057/2	14,320	
156	54	12-14	Laminate	2	42057/5	11,165	
168	48	12-14	Veneer	2	42059/2	14,775	
168	48	12-14	Laminate	2	42059/5	11,730	
168	54	12-14	Veneer	2	42060/2	15,640	
168	54	12-14	Laminate	2	42060/5	12,225	
180	54	14-16	Veneer	3	42062/2	16,255	
180	54	14-16	Laminate	3	42062/5	12,520	

4 Bases



192	54	14-16	Veneer	4	42064/2	16,915
192	54	14-16	Laminate	4	42064/5	12,895
204	54	16-18	Veneer	4	42066/2	17,475
204	54	16-18	Laminate	4	42066/5	13,270
216	54	16-18	Veneer	4	42068/2	18,035
216	54	16-18	Laminate	4	42068/5	13,605

GATEWAY™ CONFERENCE TABLES

RACETRACK SHAPE

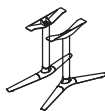


Specify edge type: add the two letter code after the model number

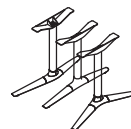


Table height= 29"

2 Bases



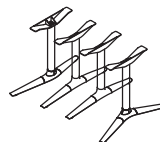
3 Bases



L"	X	D"	Sugg Seat Capacity	Top Finish	Top Sections	Model Number	List Price
* Based on a chair width of 25"							
60	30	4-6	Veneer	1	42101/2	6,570	
60	30	4-6	Laminate	1	42101/5	6,005	
72	36	6-8	Veneer	1	42102/2	7,510	
72	36	6-8	Laminate	1	42102/5	6,530	
84	42	6-8	Veneer	1	42103/2	8,310	
84	42	6-8	Laminate	1	42103/5	6,995	
96	42	6-8	Veneer	1	42104/2	8,740	
96	42	6-8	Laminate	1	42104/5	7,270	
96	48	6-8	Veneer	1	42105/2	9,230	
96	48	6-8	Laminate	1	42105/5	7,465	
108	42	8-10	Veneer	1	42106/2	9,435	
108	42	8-10	Laminate	1	42106/5	7,715	
108	48	8-10	Veneer	1	42107/2	9,975	
108	48	8-10	Laminate	1	42107/5	8,085	
120	42	8-10	Veneer	2	42108/2	9,865	
120	42	8-10	Laminate	2	42108/5	7,955	
120	48	8-10	Veneer	2	42109/2	10,475	
120	48	8-10	Laminate	2	42109/5	8,285	
120	54	8-10	Veneer	2	42110/2	11,015	
120	54	8-10	Laminate	2	42110/5	8,590	

L"	X	D"	Sugg Seat Capacity	Top Finish	Top Sections	Model Number	List Price
* Based on a chair width of 25"							
132	48	10-12	Veneer	2	42111/2	12,835	
132	48	10-12	Laminate	2	42111/5	10,425	
132	54	10-12	Veneer	2	42112/2	13,450	
132	54	10-12	Laminate	2	42112/5	10,765	
144	48	10-12	Veneer	2	42113/2	13,325	
144	48	10-12	Laminate	2	42113/5	10,670	
144	54	10-12	Veneer	2	42114/2	14,005	
144	54	10-12	Laminate	2	42114/5	11,000	
156	48	12-14	Veneer	2	42116/2	13,885	
156	48	12-14	Laminate	2	42116/5	11,000	
156	54	12-14	Veneer	2	42117/2	14,665	
156	54	12-14	Laminate	2	42117/5	11,430	
168	48	12-14	Veneer	2	42119/2	15,140	
168	48	12-14	Laminate	2	42119/5	12,015	
168	54	12-14	Veneer	2	42120/2	16,025	
168	54	12-14	Laminate	2	42120/5	12,525	
180	54	14-16	Veneer	3	42122/2	16,650	
180	54	14-16	Laminate	3	42122/5	12,825	

4 Bases



192	54	14-16	Veneer	4	42124/2	17,325
192	54	14-16	Laminate	4	42124/5	13,210
204	54	16-18	Veneer	4	42126/2	17,900
204	54	16-18	Laminate	4	42126/5	13,595
216	54	16-18	Veneer	4	42128/2	18,475
216	54	16-18	Laminate	4	42128/5	13,935

GATEWAY™ CONFERENCE TABLES

RECTANGLE SHAPE WITH SOFT CORNERS

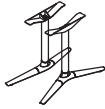


Specify edge type: add the two letter code after the model number

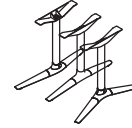


Table height= 29"

2 Bases



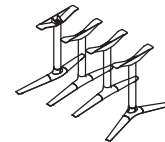
3 Bases



L"	X	D"	Sugg Seat Capacity	Top Finish	Top Sections	Model Number	List Price
* Based on a chair width of 25"							
60	30	4-6	Veneer	1	42011/2	6,255	
60	30	4-6	Laminate	1	42011/5	5,715	
72	36	6-8	Veneer	1	42012/2	7,150	
72	36	6-8	Laminate	1	42012/5	6,215	
84	42	6-8	Veneer	1	42013/2	7,910	
84	42	6-8	Laminate	1	42013/5	6,660	
96	42	6-8	Veneer	1	42014/2	8,320	
96	42	6-8	Laminate	1	42014/5	6,920	
96	48	6-8	Veneer	1	42015/2	8,790	
96	48	6-8	Laminate	1	42015/5	7,105	
108	42	8-10	Veneer	1	42016/2	8,985	
108	42	8-10	Laminate	1	42016/5	7,345	
108	48	8-10	Veneer	1	42017/2	9,500	
108	48	8-10	Laminate	1	42017/5	7,700	
120	42	8-10	Veneer	2	42018/2	9,395	
120	42	8-10	Laminate	2	42018/5	7,575	
120	48	8-10	Veneer	2	42019/2	9,975	
120	48	8-10	Laminate	2	42019/5	7,890	
120	54	8-10	Veneer	2	42020/2	10,490	
120	54	8-10	Laminate	2	42020/5	8,180	

L"	x	D"	Sugg Seat Capacity	Top Finish	Top Sections	Model Number	List Price
* Based on a chair width of 25"							
132	48	10-12	Veneer	2	42021/2	12,220	
132	48	10-12	Laminate	2	42021/5	9,925	
132	54	10-12	Veneer	2	42022/2	12,805	
132	54	10-12	Laminate	2	42022/5	10,250	
144	48	10-12	Veneer	2	42023/2	12,690	
144	48	10-12	Laminate	2	42023/5	10,160	
144	54	10-12	Veneer	2	42024/2	13,335	
144	54	10-12	Laminate	2	42024/5	10,475	
156	48	12-14	Veneer	2	42026/2	13,220	
156	48	12-14	Laminate	2	42026/5	10,475	
156	54	12-14	Veneer	2	42027/2	13,965	
156	54	12-14	Laminate	2	42027/5	10,885	
168	48	12-14	Veneer	2	42029/2	14,415	
168	48	12-14	Laminate	2	42029/5	11,440	
168	54	12-14	Veneer	2	42030/2	15,260	
168	54	12-14	Laminate	2	42030/5	11,925	
180	54	14-16	Veneer	3	42032/2	15,855	
180	54	14-16	Laminate	3	42032/5	12,210	

4 Bases



192	54	14-16	Veneer	4	42034/2	16,500
192	54	14-16	Laminate	4	42034/5	12,580
204	54	16-18	Veneer	4	42036/2	17,045
204	54	16-18	Laminate	4	42036/5	12,945
216	54	16-18	Veneer	4	42038/2	17,595
216	54	16-18	Laminate	4	42038/5	13,270

GATEWAY™ CONFERENCE TABLES

SUPER ELLIPSE SHAPE

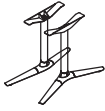


Specify edge type: add the two letter code after the model number



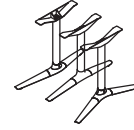
Table height= 29"

2 Bases



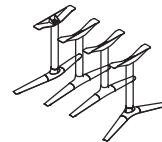
L"	X	D"	Sugg Seat Capacity	Top Finish	Top Sections	Model Number	List Price
* Based on a chair width of 25"							
60	30	4-6	Veneer	1	42071/2	6,730	
60	30	4-6	Laminate	1	42071/5	6,145	
72	36	6-8	Veneer	1	42072/2	7,690	
72	36	6-8	Laminate	1	42072/5	6,680	
84	42	6-8	Veneer	1	42073/2	8,505	
84	42	6-8	Laminate	1	42073/5	7,160	
96	42	6-8	Veneer	1	42074/2	8,950	
96	42	6-8	Laminate	1	42074/5	7,445	
96	48	6-8	Veneer	1	42075/2	9,450	
96	48	6-8	Laminate	1	42075/5	7,640	
108	42	8-10	Veneer	1	42076/2	9,660	
108	42	8-10	Laminate	1	42076/5	7,900	
108	48	8-10	Veneer	1	42077/2	10,215	
108	48	8-10	Laminate	1	42077/5	8,280	
120	42	8-10	Veneer	2	42078/2	10,100	
120	42	8-10	Laminate	2	42078/5	8,140	
120	48	8-10	Veneer	2	42079/2	10,730	
120	48	8-10	Laminate	2	42079/5	8,480	
120	54	8-10	Veneer	2	42080/2	11,280	
120	54	8-10	Laminate	2	42080/5	8,795	

3 Bases



L"	X	D"	Sugg Seat Capacity	Top Finish	Top Sections	Model Number	List Price
* Based on a chair width of 25"							
132	48	10-12	Veneer	2	42081/2	13,145	
132	48	10-12	Laminate	2	42081/5	10,670	
132	54	10-12	Veneer	2	42082/2	13,770	
132	54	10-12	Laminate	2	42082/5	11,020	
144	48	10-12	Veneer	2	42083/2	13,640	
144	48	10-12	Laminate	2	42083/5	10,930	
144	54	10-12	Veneer	2	42084/2	14,345	
144	54	10-12	Laminate	2	42084/5	11,270	
156	48	12-14	Veneer	2	42086/2	14,215	
156	48	12-14	Laminate	2	42086/5	11,270	
156	54	12-14	Veneer	2	42087/2	15,015	
156	54	12-14	Laminate	2	42087/5	11,710	
168	48	12-14	Veneer	2	42089/2	15,500	
168	48	12-14	Laminate	2	42089/5	12,305	
168	54	12-14	Veneer	2	42090/2	16,405	
168	54	12-14	Laminate	2	42090/5	12,825	
180	54	14-16	Veneer	3	42092/2	17,050	
180	54	14-16	Laminate	3	42092/5	13,135	

4 Bases



192	54	14-16	Veneer	4	42094/2	17,735
192	54	14-16	Laminate	4	42094/5	13,525
204	54	16-18	Veneer	4	42096/2	18,325
204	54	16-18	Laminate	4	42096/5	13,920
216	54	16-18	Veneer	4	42098/2	18,920
216	54	16-18	Laminate	4	42098/5	14,265

GATEWAY™ CONFERENCE TABLES

VISTA SHAPE (CLOSED) SHAPE

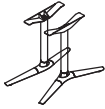


Specify edge type: add the two letter code after the model number



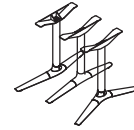
Table height= 29"

2 Bases



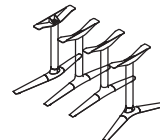
L"	X	D"	Sugg Seat Capacity	Top Finish	Top Sections	Model Number	List Price
* Based on a chair width of 25"							
96	33-48	6-8	Veneer	1	42135/2	9,870	
96	33-48	6-8	Laminate	1	42135/5	7,975	
108	33-48	8-10	Veneer	1	42137/2	10,670	
108	33-48	8-10	Laminate	1	42137/5	8,640	
120	33-48	8-10	Veneer	2	42139/2	11,185	
120	33-48	8-10	Laminate	2	42139/5	8,835	
120	38-54	8-10	Veneer	2	42140/2	11,755	
120	38-54	8-10	Laminate	2	42140/5	9,180	

3 Bases



L"	X	D"	Sugg Seat Capacity	Top Finish	Top Sections	Model Number	List Price
* Based on a chair width of 25"							
132	33-48	10-12	Veneer	2	42141/2	13,710	
132	33-48	10-12	Laminate	2	42141/5	11,150	
132	38-54	10-12	Veneer	2	42142/2	14,380	
132	38-54	10-12	Laminate	2	42142/5	11,495	
144	33-48	10-12	Veneer	2	42143/2	14,240	
144	33-48	10-12	Laminate	2	42143/5	11,390	
144	38-54	10-12	Veneer	2	42144/2	14,950	
144	38-54	10-12	Laminate	2	42144/5	11,745	
156	33-48	12-14	Veneer	2	42146/2	14,840	
156	33-48	12-14	Laminate	2	42146/5	11,745	
156	38-54	12-14	Veneer	2	42147/2	15,655	
156	38-54	12-14	Laminate	2	42147/5	12,205	
168	33-48	12-14	Veneer	2	42149/2	16,160	
168	33-48	12-14	Laminate	2	42149/5	12,825	
168	38-54	12-14	Veneer	2	42150/2	17,085	
168	38-54	12-14	Laminate	2	42150/5	13,370	
180	38-54	14-16	Veneer	3	42152/2	17,795	
180	38-54	14-16	Laminate	3	42152/5	13,695	

4 Bases



192	38-54	14-16	Veneer	4	42154/2	18,510
192	38-54	14-16	Laminate	4	42154/5	14,100
204	38-54	16-18	Veneer	4	42156/2	19,120
204	38-54	16-18	Laminate	4	42156/5	14,505
216	38-54	16-18	Veneer	4	42158/2	19,750
216	38-54	16-18	Laminate	4	42158/5	14,870

GATEWAY™ CONFERENCE TABLES

BOOMERANG

Specify edge type: add the two letter code after the model number

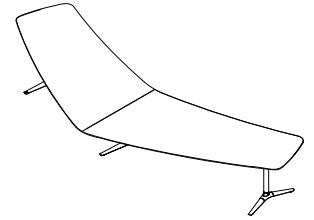
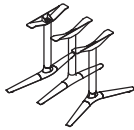
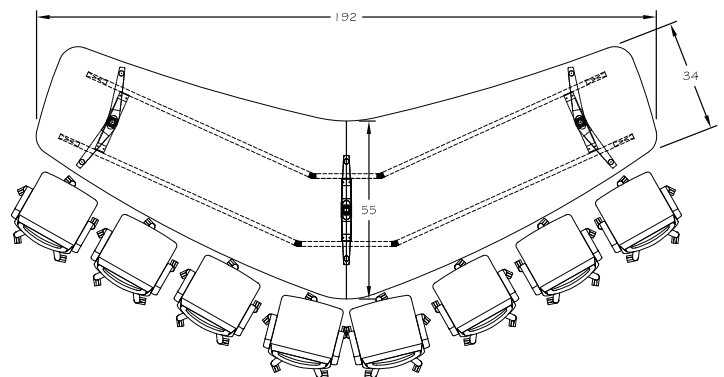
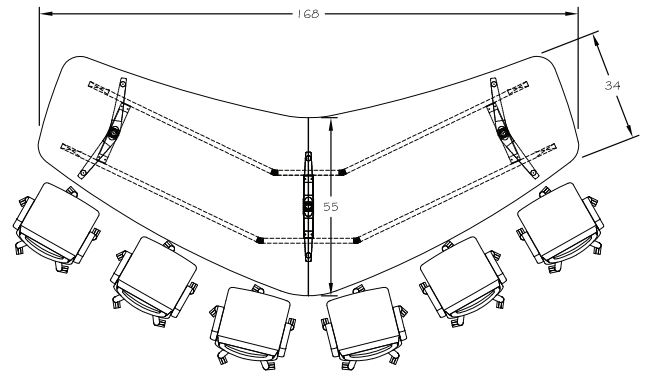
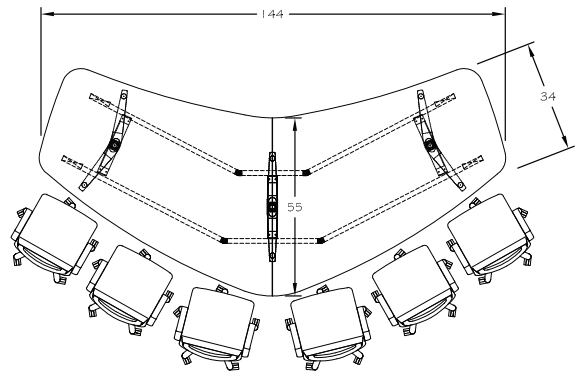


Table height= 29"

3 Bases



L"	X	D"	Sugg Seat Capacity	Top Finish	Top Sections	Model Number	List Price
* Based on a chair width of 25"							
144		55/34	6-8	Veneer	2	42001/2	16,790
144		55/34	6-8	Laminate	2	42001/5	13,395
168		55/34	10-12	Veneer	2	42002/2	18,975
168		55/34	10-12	Laminate	2	42002/5	15,005
192		55/34	10-12	Veneer	2	42003/2	20,815
192		55/34	10-12	Laminate	2	42003/5	16,270



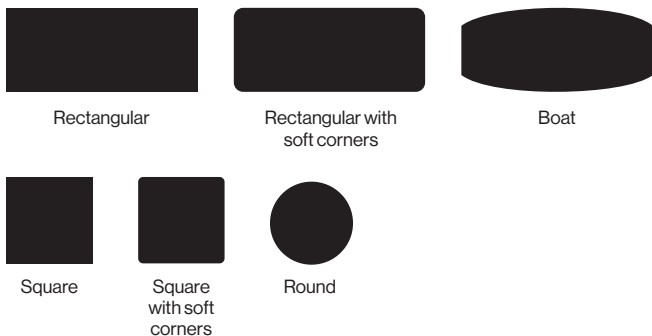
GATEWAY™ PLUS TABLES

BASE, SHAPE, EDGE & CONNECTIVITY Designer- Busk + Hertzog

Gateway™ Plus, a new extension of our award winning Gateway™ Collection, features a sculptural leg with a striking contrasting color inset, giving it a unique and distinctive aesthetic.

Surface Shapes

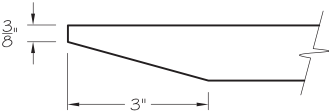
Top is 1-1/4" thick with overall table height of 29"h and is available in six different shapes.



Finishes

All standard Nienkämper veneer and laminates.

Edge Details



3" taper edge

Standard edge details is 3" taper edge but self edge, facet edge, flowform edge (5% upcharge) & camber edge (5% upcharge) are also available upon request.

Sizes

Gateway™ Plus Meeting Table


Shape	Dimension	
	Length	Depth
Rectangle	48" - 84"	30" & 36"
Square/Square with soft corners	30" - 78"	30" - 78"
Round	30" - 78" dia	

Gateway™ Plus Conference Table


Shape	Dimension	
	Length	Depth
Rectangle/Rectangle with soft corners	84" - 240"	42" - 72"
Boat	84" - 240"	42" - 72"

Base Finish Options

Gateway™ Plus table bases are available in either mirror polished aluminum or a variety of powder coat finishes, see below options.



10 standard accent colors are available on Gateway™ Plus bases to create a striking contrasting color inset. Any accent color is available upon request with upcharge, please contact customer service.



GATEWAY™ PLUS TABLES

BASE, SHAPE, EDGE & CONNECTIVITY Designer-Busk + Hertzog


Stretcher Rails Finish Options

Stretcher rails of Gateway™ Plus table characterize a smooth surface on one side; connecting with the sculptural legs, creates a simple and minimal design underneath the top.

Only tables in rectangle, rectangle with soft corners and boat shape with mirror polished aluminum bases, stretcher rails are standard in mirror polished finish (AL-07). All tables options available in square, square with soft corners and round shape as well as tables for all shapes with powder coat bases, stretcher rails are standard in silver anodized finish (AL-01).

For stretcher rails in same powder coat finish, please add 5% upcharge on list price of the table.

Standard finishes:




OR

AL-01
Silver Anodized
Aluminum (Standard
Finish)

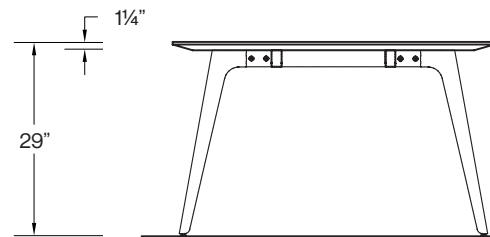
AL-07
Mirror Polished
Aluminum

Optional finishes:

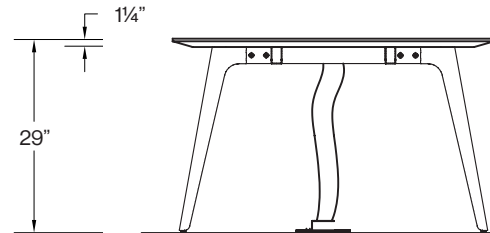


*additional paint colors
available visit www.nienkamper.com
for complete list

Side Elevation of Table



without cable conduit



with cable conduit

Connectivity

Nienkämper offers connectivity solutions for the Gateway™ Plus table, our Vox® M Series, Double Sided and SIMPLE Forum with Vox® Cable Conduits provide a variety of power/data/AV options for your needs.



Vox® M-Series
Forum



Vox® SIMPLE
Pop-Up Forum




Vox® Double Sided
Forum



Gateway™ Plus conference table with rift cut oak veneer top, mirror polished stretcher rails and mirror polished bases with red inset.

GATEWAY™ PLUS TABLES

CABLE CONDUIT & WIRE MANAGEMENT Designer- Busk + Hertzog



Expandable cable conduit



Linked cable conduit

Cables from our Vox® Forum or SIMPLE Pop Up Forum are directed to the floor with either an expandable or linked cable conduit. Both solutions accommodate core drills with their large base ring. Wire capacity is 2"-4" dia for the expandable cable conduit and eighteen 16 GA cables for the linked. Both models available in black, silver or clear color options.

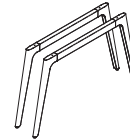
GATEWAY™ PLUS TABLES

CONFERENCE TABLES Designer- Busk + Hertzog

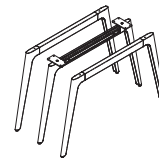


Rectangle shape with polished aluminum base
Stretcher rails - polished aluminum
Table height = 29"

L" X D"	Sugg Seat Capacity	Top Finish	Top Sections	POLISHED BASE		POLISHED BASE WITH COLOR INSET	
				Model Number	List Price	Model Number	List Price
84 X 42	6-8	Veneer	1	64001/2	6,595	64051/2	6,865
84 X 42	6-8	Laminate	1	64001/5	5,510	64051/5	5,785
96 X 42	6-8	Veneer	1	64002/2	6,905	64052/2	7,185
96 X 42	6-8	Laminate	1	64002/5	5,750	64052/5	6,015
96 X 48	6-8	Veneer	1	64003/2	7,320	64053/2	7,585
96 X 48	6-8	Laminate	1	64003/5	6,110	64053/5	6,385
108 X 42	8-10	Veneer	1	64004/2	7,345	64054/2	7,630
108 X 42	8-10	Laminate	1	64004/5	5,980	64054/5	6,240
108 X 48	8-10	Veneer	1	64005/2	7,930	64055/2	8,200
108 X 48	8-10	Laminate	1	64005/5	6,455	64055/5	6,710
120 X 42	8-10	Veneer	2	64006/2	7,745	64056/2	8,020
120 X 42	8-10	Laminate	2	64006/5	6,325	64056/5	6,595
120 X 48	8-10	Veneer	2	64007/2	8,420	64057/2	8,680
120 X 48	8-10	Laminate	2	64007/5	6,710	64057/5	7,005
120 X 54	8-10	Veneer	2	64008/2	9,045	64058/2	9,310
120 X 54	8-10	Laminate	2	64008/5	7,115	64058/5	7,380
132 X 48	10-12	Veneer	2	64009/2	10,755	64059/2	11,165
132 X 48	10-12	Laminate	2	64009/5	8,945	64059/5	9,335
132 X 54	10-12	Veneer	2	64010/2	11,515	64060/2	11,920
132 X 54	10-12	Laminate	2	64010/5	9,375	64060/5	9,780
144 X 48	10-12	Veneer	2	64011/2	11,245	64061/2	11,640
144 X 48	10-12	Laminate	2	64011/5	9,250	64061/5	9,655
144 X 54	10-12	Veneer	2	64012/2	12,040	64062/2	12,440
144 X 54	10-12	Laminate	2	64012/5	9,685	64062/5	10,090
144 X 60	10-12	Veneer	2	64013/2	12,690	64063/2	13,095
144 X 60	10-12	Laminate	2	64013/5	10,165	64063/5	10,570
156 X 48	12-14	Veneer	2	64014/2	11,685	64064/2	12,085
156 X 48	12-14	Laminate	2	64014/5	9,595	64064/5	10,000
156 X 54	12-14	Veneer	2	64015/2	12,560	64065/2	12,960
156 X 54	12-14	Laminate	2	64015/5	10,075	64065/5	10,485
156 X 60	12-14	Veneer	2	64016/2	13,300	64066/2	13,705
156 X 60	12-14	Laminate	2	64016/5	10,605	64066/5	11,010
156 X 66	12-14	Veneer	3	64017/2	13,810	64067/2	14,210
156 X 66	12-14	Laminate	3	64017/5	10,970	64067/5	11,380
168 X 48	12-14	Veneer	2	64018/2	12,160	64068/2	12,565
168 X 48	12-14	Laminate	2	64018/5	9,910	64068/5	10,320
168 X 54	12-14	Veneer	2	64019/2	12,985	64069/2	13,390
168 X 54	12-14	Laminate	2	64019/5	10,425	64069/5	10,835
168 X 60	12-14	Veneer	2	64020/2	13,910	64070/2	14,305
168 X 60	12-14	Laminate	2	64020/5	10,955	64070/5	11,360
168 X 66	12-14	Veneer	3	64021/2	14,440	64071/2	14,850
168 X 66	12-14	Laminate	3	64021/5	11,330	64071/5	11,740



2 bases



3 bases

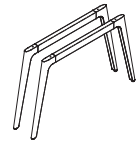
GATEWAY™ PLUS TABLES

CONFERENCE TABLES Designer- Busk + Hertzog

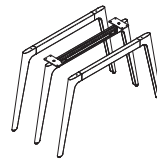


Rectangle shape with powder coat base
Stretcher rails - polished aluminum
Table height = 29"

L"	X	D"	Sugg Seat Capacity	Top Finish	Top Sections	POWDER COAT BASE		POWDER COAT BASE WITH COLOR INSET	
						Model Number	List Price	Model Number	List Price
84	42	6-8	Veneer	1	64101/2	6,820	64151/2	7,090	
84	42	6-8	Laminate	1	64101/5	5,735	64151/5	6,010	
96	42	6-8	Veneer	1	64102/2	7,130	64152/2	7,425	
96	42	6-8	Laminate	1	64102/5	5,980	64152/5	6,240	
96	48	6-8	Veneer	1	64103/2	7,485	64153/2	7,745	
96	48	6-8	Laminate	1	64103/5	6,255	64153/5	6,530	
108	42	8-10	Veneer	1	64104/2	7,580	64154/2	7,860	
108	42	8-10	Laminate	1	64104/5	6,210	64154/5	6,465	
108	48	8-10	Veneer	1	64105/2	8,095	64155/2	8,355	
108	48	8-10	Laminate	1	64105/5	6,615	64155/5	6,880	
120	42	8-10	Veneer	2	64106/2	7,975	64156/2	8,250	
120	42	8-10	Laminate	2	64106/5	6,555	64156/5	6,820	
120	48	8-10	Veneer	2	64107/2	8,570	64157/2	8,845	
120	48	8-10	Laminate	2	64107/5	6,880	64157/5	7,135	
120	54	8-10	Veneer	2	64108/2	9,115	64158/2	9,395	
120	54	8-10	Laminate	2	64108/5	7,220	64158/5	7,480	
132	48	10-12	Veneer	2	64109/2	11,110	64159/2	11,515	
132	48	10-12	Laminate	2	64109/5	9,300	64159/5	9,695	
132	54	10-12	Veneer	2	64110/2	11,795	64160/2	12,205	
132	54	10-12	Laminate	2	64110/5	9,660	64160/5	10,060	
144	48	10-12	Veneer	2	64111/2	11,600	64161/2	12,000	
144	48	10-12	Laminate	2	64111/5	9,605	64161/5	10,005	
144	54	10-12	Veneer	2	64112/2	12,320	64162/2	12,725	
144	54	10-12	Laminate	2	64112/5	9,975	64162/5	10,380	
144	60	10-12	Veneer	2	64113/2	12,900	64163/2	13,305	
144	60	10-12	Laminate	2	64113/5	10,380	64163/5	10,785	
156	48	12-14	Veneer	2	64114/2	12,040	64164/2	12,440	
156	48	12-14	Laminate	2	64114/5	9,955	64164/5	10,360	
156	54	12-14	Veneer	2	64115/2	12,840	64165/2	13,245	
156	54	12-14	Laminate	2	64115/5	10,375	64165/5	10,780	
156	60	12-14	Veneer	2	64116/2	13,515	64166/2	13,920	
156	60	12-14	Laminate	2	64116/5	10,825	64166/5	11,220	
156	66	12-14	Veneer	3	64117/2	13,955	64167/2	14,350	
156	66	12-14	Laminate	3	64117/5	11,110	64167/5	11,515	
168	48	12-14	Veneer	2	64118/2	12,520	64168/2	12,925	
168	48	12-14	Laminate	2	64118/5	10,270	64168/5	10,675	
168	54	12-14	Veneer	2	64119/2	13,275	64169/2	13,675	
168	54	12-14	Laminate	2	64119/5	10,720	64169/5	11,115	
168	60	12-14	Veneer	2	64120/2	14,110	64170/2	14,515	
168	60	12-14	Laminate	2	64120/5	11,170	64170/5	11,570	
168	66	12-14	Veneer	3	64121/2	14,590	64171/2	14,980	
168	66	12-14	Laminate	3	64121/5	11,485	64171/5	11,880	



2 bases



3 bases

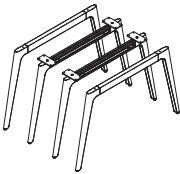
GATEWAY™ PLUS TABLES

CONFERENCE TABLES Designer- Busk + Hertzog

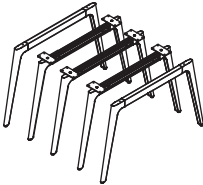


Rectangle shape with polished aluminum base
Stretcher rails - polished aluminum
Table height = 29"

L"	X	D"	Sugg Seat Capacity	Top Finish	Top Sections	POLISHED BASE		POLISHED BASE WITH COLOR INSET	
						Model Number	List Price	Model Number	List Price
180	48	12-14		Veneer	3	64022/2	14,380	64072/2	14,900
180	48	12-14		Laminate	3	64022/5	11,990	64072/5	12,525
180	54	14-16		Veneer	3	64023/2	15,250	64073/2	15,785
180	54	14-16		Laminate	3	64023/5	12,505	64073/5	13,040
180	60	14-16		Veneer	3	64024/2	16,120	64074/2	16,645
180	60	14-16		Laminate	3	64024/5	13,060	64074/5	13,600
180	66	14-16		Veneer	3	64025/2	16,920	64075/2	17,450
180	66	14-16		Laminate	3	64025/5	13,470	64075/5	14,005
180	72	14-16		Veneer	3	64026/2	17,790	64076/2	18,330
180	72	14-16		Laminate	3	64026/5	13,995	64076/5	14,525
192	54	14-16		Veneer	4	64027/2	15,915	64077/2	16,440
192	54	14-16		Laminate	4	64027/5	12,840	64077/5	13,380
192	60	14-16		Veneer	4	64028/2	16,825	64078/2	17,355
192	60	14-16		Laminate	4	64028/5	13,405	64078/5	13,955
192	66	14-16		Veneer	4	64029/2	17,620	64079/2	18,155
192	66	14-16		Laminate	4	64029/5	13,850	64079/5	14,405
192	72	14-16		Veneer	4	64030/2	18,435	64080/2	18,965
192	72	14-16		Laminate	4	64030/5	14,420	64080/5	14,950
204	54	16-18		Veneer	4	64031/2	16,395	64081/2	16,930
204	54	16-18		Laminate	4	64031/5	13,275	64081/5	13,815
204	60	16-18		Veneer	4	64032/2	17,310	64082/2	17,845
204	60	16-18		Laminate	4	64032/5	13,845	64082/5	14,400
204	66	16-18		Veneer	4	64033/2	18,150	64083/2	18,680
204	66	16-18		Laminate	4	64033/5	14,325	64083/5	14,870
204	72	16-18		Veneer	4	64034/2	19,210	64084/2	19,755
204	72	16-18		Laminate	4	64034/5	14,930	64084/5	15,475



4 bases



5 bases

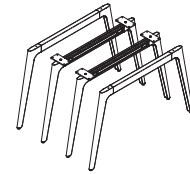
GATEWAY™ PLUS TABLES

CONFERENCE TABLES Designer- Busk + Hertzog

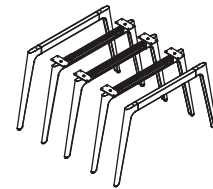


Rectangle shape with powder coat base
Stretcher rails - polished aluminum
Table height = 29"

L"	X	D"	Sugg Seat Capacity	Top Finish	Top Sections	POWDER COAT BASE		POWDER COAT BASE WITH COLOR INSET	
						Model Number	List Price	Model Number	List Price
180	48	12-14		Veneer	3	64122/2	14,940	64172/2	15,485
180	48	12-14		Laminate	3	64122/5	12,565	64172/5	13,100
180	54	14-16		Veneer	3	64123/2	15,815	64173/2	16,360
180	54	14-16		Laminate	3	64123/5	13,085	64173/5	13,620
180	60	14-16		Veneer	3	64124/2	16,690	64174/2	17,230
180	60	14-16		Laminate	3	64124/5	13,635	64174/5	14,190
180	66	14-16		Veneer	3	64125/2	17,495	64175/2	18,030
180	66	14-16		Laminate	3	64125/5	14,050	64175/5	14,605
180	72	14-16		Veneer	3	64126/2	18,375	64176/2	18,915
180	72	14-16		Laminate	3	64126/5	14,580	64176/5	15,100
192	54	14-16		Veneer	4	64127/2	16,480	64177/2	17,020
192	54	14-16		Laminate	4	64127/5	13,415	64177/5	13,965
192	60	14-16		Veneer	4	64128/2	17,395	64178/2	17,930
192	60	14-16		Laminate	4	64128/5	13,995	64178/5	14,525
192	66	14-16		Veneer	4	64129/2	18,195	64179/2	18,730
192	66	14-16		Laminate	4	64129/5	14,435	64179/5	14,970
192	72	14-16		Veneer	4	64130/2	19,015	64180/2	19,550
192	72	14-16		Laminate	4	64130/5	14,990	64180/5	15,530
204	54	16-18		Veneer	4	64131/2	16,965	64181/2	17,505
204	54	16-18		Laminate	4	64131/5	13,845	64181/5	14,400
204	60	16-18		Veneer	4	64132/2	17,890	64182/2	18,430
204	60	16-18		Laminate	4	64132/5	14,435	64182/5	14,970
204	66	16-18		Veneer	4	64133/2	18,730	64183/2	19,270
204	66	16-18		Laminate	4	64133/5	14,910	64183/5	15,460
204	72	16-18		Veneer	4	64134/2	19,790	64184/2	20,330
204	72	16-18		Laminate	4	64134/5	15,505	64184/5	16,045



4 bases



5 bases

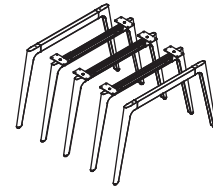
GATEWAY™ PLUS TABLES

CONFERENCE TABLES Designer- Busk + Hertzog



Rectangle shape with polished aluminum base
Stretcher rails - polished aluminum
Table height = 29"

L"	X	D"	Sugg Seat Capacity	Top Finish	Top Sections	POLISHED BASE		POLISHED BASE WITH COLOR INSET	
						Model Number	List Price	Model Number	List Price
216	54	16-18		Veneer	4	64035/2	18,605	64085/2	19,275
216	54	16-18		Laminate	4	64035/5	15,470	64085/5	16,140
216	60	16-18		Veneer	4	64036/2	19,580	64086/2	20,240
216	60	16-18		Laminate	4	64036/5	16,035	64086/5	16,715
216	66	16-18		Veneer	4	64037/2	20,610	64087/2	21,280
216	66	16-18		Laminate	4	64037/5	16,645	64087/5	17,325
216	72	16-18		Veneer	4	64038/2	21,650	64088/2	22,320
216	72	16-18		Laminate	4	64038/5	17,230	64088/5	17,895
228	54	16-18		Veneer	4	64039/2	19,105	64089/2	19,775
228	54	16-18		Laminate	4	64039/5	15,785	64089/5	16,445
228	60	16-18		Veneer	4	64040/2	20,235	64090/2	20,920
228	60	16-18		Laminate	4	64040/5	16,410	64090/5	17,075
228	66	18-20		Veneer	4	64041/2	21,225	64091/2	21,895
228	66	18-20		Laminate	4	64041/5	17,045	64091/5	17,710
228	72	18-20		Veneer	4	64042/2	22,215	64092/2	22,885
228	72	18-20		Laminate	4	64042/5	17,635	64092/5	18,315
240	54	16-18		Veneer	4	64043/2	19,585	64093/2	20,245
240	54	16-18		Laminate	4	64043/5	16,130	64093/5	16,790
240	60	18-20		Veneer	4	64044/2	20,760	64094/2	21,420
240	60	18-20		Laminate	4	64044/5	16,755	64094/5	17,430
240	66	18-20		Veneer	4	64045/2	21,865	64095/2	22,540
240	66	18-20		Laminate	4	64045/5	17,385	64095/5	18,055
240	72	18-20		Veneer	4	64046/2	22,955	64096/2	23,615
240	72	18-20		Laminate	4	64046/5	18,015	64096/5	18,685



5 bases

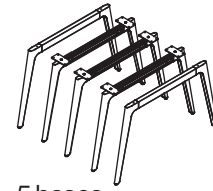
GATEWAY™ PLUS TABLES

CONFERENCE TABLES Designer- Busk + Hertzog



Rectangle shape with powder coat base
Stretcher rails - polished aluminum
Table height = 29"

L"	X	D"	Sugg Seat Capacity	Top Finish	Top Sections	POWDER COAT BASE		POWDER COAT BASE WITH COLOR INSET	
						Model Number	List Price	Model Number	List Price
216	54	16-18		Veneer	4	64135/2	18,945	64185/2	19,610
216	54	16-18		Laminate	4	64135/5	15,805	64185/5	16,475
216	60	16-18		Veneer	4	64136/2	19,915	64186/2	20,580
216	60	16-18		Laminate	4	64136/5	16,375	64186/5	17,050
216	66	16-18		Veneer	4	64137/2	20,960	64187/2	21,625
216	66	16-18		Laminate	4	64137/5	16,990	64187/5	17,665
216	72	16-18		Veneer	4	64138/2	22,000	64188/2	22,670
216	72	16-18		Laminate	4	64138/5	17,570	64188/5	18,240
228	54	16-18		Veneer	4	64139/2	19,445	64189/2	20,120
228	54	16-18		Laminate	4	64139/5	16,125	64189/5	16,785
228	60	16-18		Veneer	4	64140/2	20,575	64190/2	21,245
228	60	16-18		Laminate	4	64140/5	16,750	64190/5	17,420
228	66	18-20		Veneer	4	64141/2	21,575	64191/2	22,240
228	66	18-20		Laminate	4	64141/5	17,380	64191/5	18,050
228	72	18-20		Veneer	4	64142/2	22,545	64192/2	23,220
228	72	18-20		Laminate	4	64142/5	17,985	64192/5	18,655
240	54	16-18		Veneer	4	64143/2	19,925	64193/2	20,590
240	54	16-18		Laminate	4	64143/5	16,470	64193/5	17,140
240	60	18-20		Veneer	4	64144/2	21,115	64194/2	21,780
240	60	18-20		Laminate	4	64144/5	17,105	64194/5	17,775
240	66	18-20		Veneer	4	64145/2	22,215	64195/2	22,885
240	66	18-20		Laminate	4	64145/5	17,735	64195/5	18,400
240	72	18-20		Veneer	4	64146/2	23,300	64196/2	23,970
240	72	18-20		Laminate	4	64146/5	18,355	64196/5	19,030



5 bases

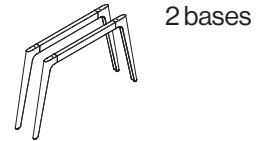
GATEWAY™ PLUS TABLES

CONFERENCE TABLES Designer- Busk + Hertzog

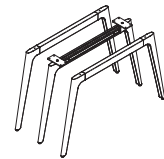


Rectangle shape with soft corners with polished aluminum base
Stretcher rails - polished aluminum
Table height = 29"

L"	X	D"	Sugg Seat Capacity	Top Finish	Top Sections	POLISHED BASE		POLISHED BASE WITH COLOR INSET	
						Model Number	List Price	Model Number	List Price
84	42	6-8		Veneer	1	64201/2	6,910	64251/2	7,215
84	42	6-8		Laminate	1	64201/5	5,790	64251/5	6,065
96	42	6-8		Veneer	1	64202/2	7,265	64252/2	7,540
96	42	6-8		Laminate	1	64202/5	6,035	64252/5	6,320
96	48	6-8		Veneer	1	64203/2	7,695	64253/2	7,970
96	48	6-8		Laminate	1	64203/5	6,425	64253/5	6,690
108	42	8-10		Veneer	1	64204/2	7,720	64254/2	8,010
108	42	8-10		Laminate	1	64204/5	6,270	64254/5	6,565
108	48	8-10		Veneer	1	64205/2	8,330	64255/2	8,610
108	48	8-10		Laminate	1	64205/5	6,790	64255/5	7,060
120	42	8-10		Veneer	2	64206/2	8,140	64256/2	8,425
120	42	8-10		Laminate	2	64206/5	6,645	64256/5	6,910
120	48	8-10		Veneer	2	64207/2	8,845	64257/2	9,115
120	48	8-10		Laminate	2	64207/5	7,060	64257/5	7,335
120	54	8-10		Veneer	2	64208/2	9,495	64258/2	9,780
120	54	8-10		Laminate	2	64208/5	7,480	64258/5	7,750
132	48	10-12		Veneer	2	64209/2	11,295	64259/2	11,720
132	48	10-12		Laminate	2	64209/5	9,395	64259/5	9,810
132	54	10-12		Veneer	2	64210/2	12,095	64260/2	12,520
132	54	10-12		Laminate	2	64210/5	9,845	64260/5	10,270
144	48	10-12		Veneer	2	64211/2	11,800	64261/2	12,225
144	48	10-12		Laminate	2	64211/5	9,705	64261/5	10,130
144	54	10-12		Veneer	2	64212/2	12,645	64262/2	13,065
144	54	10-12		Laminate	2	64212/5	10,170	64262/5	10,595
144	60	10-12		Veneer	2	64213/2	13,335	64263/2	13,755
144	60	10-12		Laminate	2	64213/5	10,675	64263/5	11,090
156	48	12-14		Veneer	2	64214/2	12,265	64264/2	12,690
156	48	12-14		Laminate	2	64214/5	10,075	64264/5	10,500
156	54	12-14		Veneer	2	64215/2	13,185	64265/2	13,610
156	54	12-14		Laminate	2	64215/5	10,585	64265/5	11,010
156	60	12-14		Veneer	2	64216/2	13,975	64266/2	14,400
156	60	12-14		Laminate	2	64216/5	11,130	64266/5	11,560
156	66	12-14		Veneer	3	64217/2	14,490	64267/2	14,910
156	66	12-14		Laminate	3	64217/5	11,520	64267/5	11,950
168	48	12-14		Veneer	2	64218/2	12,770	64268/2	13,190
168	48	12-14		Laminate	2	64218/5	10,410	64268/5	10,835
168	54	12-14		Veneer	2	64219/2	13,630	64269/2	14,055
168	54	12-14		Laminate	2	64219/5	10,955	64269/5	11,380
168	60	12-14		Veneer	2	64220/2	14,620	64270/2	15,040
168	60	12-14		Laminate	2	64220/5	11,505	64270/5	11,925
168	66	12-14		Veneer	3	64221/2	15,165	64271/2	15,590
168	66	12-14		Laminate	3	64221/5	11,905	64271/5	12,335



2 bases



3 bases

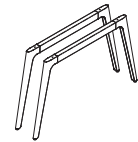
GATEWAY™ PLUS TABLES

CONFERENCE TABLES Designer- Busk + Hertzog

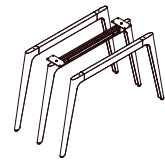


Rectangle shape with soft corners with powder coat base
Stretcher rails - polished aluminum
Table height = 29"

L"	X	D"	Sugg Seat Capacity	Top Finish	Top Sections	POWDER COAT BASE		POWDER COAT BASE WITH COLOR INSET	
						Model Number	List Price	Model Number	List Price
84	42	6-8		Veneer	1	64301/2	7,150	64351/2	7,450
84	42	6-8		Laminate	1	64301/5	6,025	64351/5	6,310
96	42	6-8		Veneer	1	64302/2	7,500	64352/2	7,785
96	42	6-8		Laminate	1	64302/5	6,270	64352/5	6,565
96	48	6-8		Veneer	1	64303/2	7,865	64353/2	8,140
96	48	6-8		Laminate	1	64303/5	6,585	64353/5	6,865
108	42	8-10		Veneer	1	64304/2	7,965	64354/2	8,250
108	42	8-10		Laminate	1	64304/5	6,520	64354/5	6,805
108	48	8-10		Veneer	1	64305/2	8,500	64355/2	8,780
108	48	8-10		Laminate	1	64305/5	6,930	64355/5	7,235
120	42	8-10		Veneer	2	64306/2	8,380	64356/2	8,665
120	42	8-10		Laminate	2	64306/5	6,880	64356/5	7,150
120	48	8-10		Veneer	2	64307/2	9,000	64357/2	9,285
120	48	8-10		Laminate	2	64307/5	7,235	64357/5	7,510
120	54	8-10		Veneer	2	64308/2	9,580	64358/2	9,860
120	54	8-10		Laminate	2	64308/5	7,570	64358/5	7,860
132	48	10-12		Veneer	2	64309/2	11,670	64359/2	12,095
132	48	10-12		Laminate	2	64309/5	9,765	64359/5	10,185
132	54	10-12		Veneer	2	64310/2	12,385	64360/2	12,810
132	54	10-12		Laminate	2	64310/5	10,140	64360/5	10,570
144	48	10-12		Veneer	2	64311/2	12,190	64361/2	12,600
144	48	10-12		Laminate	2	64311/5	10,090	64361/5	10,510
144	54	10-12		Veneer	2	64312/2	12,945	64362/2	13,370
144	54	10-12		Laminate	2	64312/5	10,475	64362/5	10,900
144	60	10-12		Veneer	2	64313/2	13,560	64363/2	13,980
144	60	10-12		Laminate	2	64313/5	10,900	64363/5	11,320
156	48	12-14		Veneer	2	64314/2	12,645	64364/2	13,065
156	48	12-14		Laminate	2	64314/5	10,450	64364/5	10,870
156	54	12-14		Veneer	2	64315/2	13,485	64365/2	13,895
156	54	12-14		Laminate	2	64315/5	10,895	64365/5	11,315
156	60	12-14		Veneer	2	64316/2	14,200	64366/2	14,625
156	60	12-14		Laminate	2	64316/5	11,370	64366/5	11,785
156	66	12-14		Veneer	3	64317/2	14,645	64367/2	15,070
156	66	12-14		Laminate	3	64317/5	11,670	64367/5	12,095
168	48	12-14		Veneer	2	64318/2	13,155	64368/2	13,580
168	48	12-14		Laminate	2	64318/5	10,790	64368/5	11,210
168	54	12-14		Veneer	2	64319/2	13,950	64369/2	14,375
168	54	12-14		Laminate	2	64319/5	11,260	64369/5	11,675
168	60	12-14		Veneer	2	64320/2	14,840	64370/2	15,260
168	60	12-14		Laminate	2	64320/5	11,730	64370/5	12,155
168	66	12-14		Veneer	3	64321/2	15,315	64371/2	15,735
168	66	12-14		Laminate	3	64321/5	12,055	64371/5	12,475



2 bases



3 bases

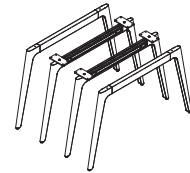
GATEWAY™ PLUS TABLES

CONFERENCE TABLES Designer- Busk + Hertzog



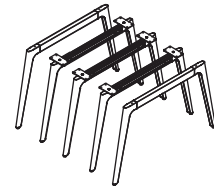
Rectangle shape with soft corners with polished aluminum base
Stretcher rails - polished aluminum
Table height = 29"

L" X D"	Sugg Seat Capacity	Top Finish	Top Sections	POLISHED BASE		POLISHED BASE WITH COLOR INSET	
				Model Number	List Price	Model Number	List Price
180 48 12-14		Veneer	3	64222/2	15,085	64272/2	15,645
180 48 12-14		Laminate	3	64222/5	12,590	64272/5	13,160
180 54 14-16		Veneer	3	64223/2	16,010	64273/2	16,570
180 54 14-16		Laminate	3	64223/5	13,140	64273/5	13,690
180 60 14-16		Veneer	3	64224/2	16,925	64274/2	17,480
180 60 14-16		Laminate	3	64224/5	13,720	64274/5	14,275
180 66 14-16		Veneer	3	64225/2	17,765	64275/2	18,325
180 66 14-16		Laminate	3	64225/5	14,160	64275/5	14,700
180 72 14-16		Veneer	3	64226/2	18,680	64276/2	19,245
180 72 14-16		Laminate	3	64226/5	14,690	64276/5	15,265



4 bases

192 54 14-16		Veneer	4	64227/2	16,705	64277/2	17,270
192 54 14-16		Laminate	4	64227/5	13,485	64277/5	14,045
192 60 14-16		Veneer	4	64228/2	17,665	64278/2	18,225
192 60 14-16		Laminate	4	64228/5	14,070	64278/5	14,645
192 66 14-16		Veneer	4	64229/2	18,505	64279/2	19,065
192 66 14-16		Laminate	4	64229/5	14,550	64279/5	15,120
192 72 14-16		Veneer	4	64230/2	19,365	64280/2	19,925
192 72 14-16		Laminate	4	64230/5	15,140	64280/5	15,705
204 54 16-18		Veneer	4	64231/2	17,200	64281/2	17,775
204 54 16-18		Laminate	4	64231/5	13,950	64281/5	14,500
204 60 16-18		Veneer	4	64232/2	18,175	64282/2	18,735
204 60 16-18		Laminate	4	64232/5	14,540	64282/5	15,105
204 66 16-18		Veneer	4	64233/2	19,060	64283/2	19,615
204 66 16-18		Laminate	4	64233/5	15,055	64283/5	15,610
204 72 16-18		Veneer	4	64234/2	20,175	64284/2	20,745
204 72 16-18		Laminate	4	64234/5	15,690	64284/5	16,245



5 bases

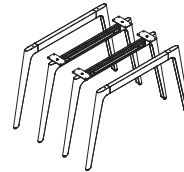
GATEWAY™ PLUS TABLES

CONFERENCE TABLES Designer- Busk + Hertzog

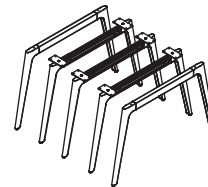


Rectangle shape with soft corners with powder coat base
Stretcher rails - polished aluminum
Table height = 29"

L"	X	D"	Sugg Seat Capacity	Top Finish	Top Sections	POWDER COAT BASE		POWDER COAT BASE WITH COLOR INSET	
						Model Number	List Price	Model Number	List Price
180	48	12-14		Veneer	3	64322/2	15,700	64372/2	16,260
180	48	12-14		Laminate	3	64322/5	13,190	64372/5	13,765
180	54	14-16		Veneer	3	64323/2	16,615	64373/2	17,170
180	54	14-16		Laminate	3	64323/5	13,750	64373/5	14,300
180	60	14-16		Veneer	3	64324/2	17,530	64374/2	18,095
180	60	14-16		Laminate	3	64324/5	14,315	64374/5	14,885
180	66	14-16		Veneer	3	64325/2	18,375	64375/2	18,940
180	66	14-16		Laminate	3	64325/5	14,750	64375/5	15,320
180	72	14-16		Veneer	3	64326/2	19,295	64376/2	19,860
180	72	14-16		Laminate	3	64326/5	15,300	64376/5	15,855
<hr/>									
192	54	14-16		Veneer	4	64327/2	17,310	64377/2	17,875
192	54	14-16		Laminate	4	64327/5	14,085	64377/5	14,655
192	60	14-16		Veneer	4	64328/2	18,265	64378/2	18,830
192	60	14-16		Laminate	4	64328/5	14,690	64378/5	15,265
192	66	14-16		Veneer	4	64329/2	19,105	64379/2	19,670
192	66	14-16		Laminate	4	64329/5	15,155	64379/5	15,725
192	72	14-16		Veneer	4	64330/2	19,970	64380/2	20,535
192	72	14-16		Laminate	4	64330/5	15,740	64380/5	16,300
204	54	16-18		Veneer	4	64331/2	17,810	64381/2	18,385
204	54	16-18		Laminate	4	64331/5	14,540	64381/5	15,105
204	60	16-18		Veneer	4	64332/2	18,790	64382/2	19,360
204	60	16-18		Laminate	4	64332/5	15,155	64382/5	15,725
204	66	16-18		Veneer	4	64333/2	19,670	64383/2	20,230
204	66	16-18		Laminate	4	64333/5	15,670	64383/5	16,230
204	72	16-18		Veneer	4	64334/2	20,780	64384/2	21,355
204	72	16-18		Laminate	4	64334/5	16,285	64384/5	16,850



4 bases



5 bases

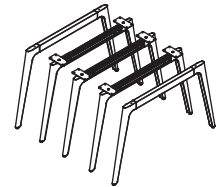
GATEWAY™ PLUS TABLES

CONFERENCE TABLES Designer- Busk + Hertzog



Rectangle shape with soft corners with polished aluminum base
Stretcher rails - polished aluminum
Table height = 29"

L"	X	D"	Sugg Seat Capacity	Top Finish	Top Sections	POLISHED BASE		POLISHED BASE WITH COLOR INSET	
						Model Number	List Price	Model Number	List Price
216	54	16-18		Veneer	4	64235/2	19,540	64285/2	20,235
216	54	16-18		Laminate	4	64235/5	16,240	64285/5	16,945
216	60	16-18		Veneer	4	64236/2	20,555	64286/2	21,250
216	60	16-18		Laminate	4	64236/5	16,845	64286/5	17,555
216	66	16-18		Veneer	4	64237/2	21,645	64287/2	22,345
216	66	16-18		Laminate	4	64237/5	17,480	64287/5	18,190
216	72	16-18		Veneer	4	64238/2	22,745	64288/2	23,445
216	72	16-18		Laminate	4	64238/5	18,095	64288/5	18,795
228	54	16-18		Veneer	4	64239/2	20,065	64289/2	20,770
228	54	16-18		Laminate	4	64239/5	16,570	64289/5	17,275
228	60	16-18		Veneer	4	64240/2	21,245	64290/2	21,970
228	60	16-18		Laminate	4	64240/5	17,235	64290/5	17,940
228	66	18-20		Veneer	4	64241/2	22,290	64291/2	22,985
228	66	18-20		Laminate	4	64241/5	17,890	64291/5	18,600
228	72	18-20		Veneer	4	64242/2	23,330	64292/2	24,025
228	72	18-20		Laminate	4	64242/5	18,520	64292/5	19,225
240	54	16-18		Veneer	4	64243/2	20,560	64293/2	21,255
240	54	16-18		Laminate	4	64243/5	16,935	64293/5	17,635
240	60	18-20		Veneer	4	64244/2	21,800	64294/2	22,505
240	60	18-20		Laminate	4	64244/5	17,590	64294/5	18,305
240	66	18-20		Veneer	4	64245/2	22,965	64295/2	23,670
240	66	18-20		Laminate	4	64245/5	18,255	64295/5	18,960
240	72	18-20		Veneer	4	64246/2	24,100	64296/2	24,805
240	72	18-20		Laminate	4	64246/5	18,930	64296/5	19,625



5 bases

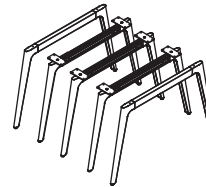
GATEWAY™ PLUS TABLES

CONFERENCE TABLES Designer- Busk + Hertzog



Rectangle shape with soft corners with powder coat base
Stretcher rails - polished aluminum
Table height = 29"

L"	X	D"	Sugg Seat Capacity	Top Finish	Top Sections	POWDER COAT BASE		POWDER COAT BASE WITH COLOR INSET	
						Model Number	List Price	Model Number	List Price
216	54	16-18		Veneer	4	64335/2	19,895	64385/2	20,590
216	54	16-18		Laminate	4	64335/5	16,605	64385/5	17,295
216	60	16-18		Veneer	4	64336/2	20,925	64386/2	21,620
216	60	16-18		Laminate	4	64336/5	17,190	64386/5	17,895
216	66	16-18		Veneer	4	64337/2	22,010	64387/2	22,710
216	66	16-18		Laminate	4	64337/5	17,845	64387/5	18,550
216	72	16-18		Veneer	4	64338/2	23,100	64388/2	23,800
216	72	16-18		Laminate	4	64338/5	18,450	64388/5	19,155
228	54	16-18		Veneer	4	64339/2	20,420	64389/2	21,135
228	54	16-18		Laminate	4	64339/5	16,930	64389/5	17,630
228	60	16-18		Veneer	4	64340/2	21,610	64390/2	22,315
228	60	16-18		Laminate	4	64340/5	17,585	64390/5	18,295
228	66	18-20		Veneer	4	64341/2	22,650	64391/2	23,355
228	66	18-20		Laminate	4	64341/5	18,250	64391/5	18,955
228	72	18-20		Veneer	4	64342/2	23,675	64392/2	24,385
228	72	18-20		Laminate	4	64342/5	18,875	64392/5	19,585
240	54	16-18		Veneer	4	64343/2	20,930	64393/2	21,625
240	54	16-18		Laminate	4	64343/5	17,290	64393/5	18,000
240	60	18-20		Veneer	4	64344/2	22,150	64394/2	22,870
240	60	18-20		Laminate	4	64344/5	17,965	64394/5	18,665
240	66	18-20		Veneer	4	64345/2	23,330	64395/2	24,025
240	66	18-20		Laminate	4	64345/5	18,615	64395/5	19,320
240	72	18-20		Veneer	4	64346/2	24,460	64396/2	25,165
240	72	18-20		Laminate	4	64346/5	19,280	64396/5	19,985



5 bases

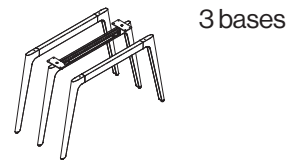
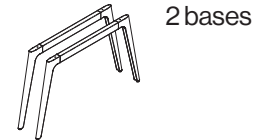
GATEWAY™ PLUS TABLES

CONFERENCE TABLES Designer- Busk + Hertzog



Boat shape with polished aluminum base
Stretcher rails - polished aluminum
Table height = 29"

L"	X	D"	Sugg Seat Capacity	Top Finish	Top Sections	POLISHED BASE		POLISHED BASE WITH COLOR INSET	
						Model Number	List Price	Model Number	List Price
84	42	6-8		Veneer	1	64401/2	7,255	64451/2	7,540
84	42	6-8		Laminate	1	64401/5	6,055	64451/5	6,360
96	42	6-8		Veneer	1	64402/2	7,600	64452/2	7,905
96	42	6-8		Laminate	1	64402/5	6,325	64452/5	6,630
96	48	6-8		Veneer	1	64403/2	8,050	64453/2	8,350
96	48	6-8		Laminate	1	64403/5	6,705	64453/5	7,020
108	42	8-10		Veneer	1	64404/2	8,100	64454/2	8,390
108	42	8-10		Laminate	1	64404/5	6,580	64454/5	6,870
108	48	8-10		Veneer	1	64405/2	8,730	64455/2	9,020
108	48	8-10		Laminate	1	64405/5	7,100	64455/5	7,390
120	42	8-10		Veneer	2	64406/2	8,535	64456/2	8,835
120	42	8-10		Laminate	2	64406/5	6,940	64456/5	7,255
120	48	8-10		Veneer	2	64407/2	9,260	64457/2	9,555
120	48	8-10		Laminate	2	64407/5	7,390	64457/5	7,695
120	54	8-10		Veneer	2	64408/2	9,950	64458/2	10,240
120	54	8-10		Laminate	2	64408/5	7,830	64458/5	8,130
132	48	10-12		Veneer	2	64409/2	11,835	64459/2	12,270
132	48	10-12		Laminate	2	64409/5	9,830	64459/5	10,275
132	54	10-12		Veneer	2	64410/2	12,670	64460/2	13,115
132	54	10-12		Laminate	2	64410/5	10,320	64460/5	10,755
144	48	10-12		Veneer	2	64411/2	12,370	64461/2	12,810
144	48	10-12		Laminate	2	64411/5	10,175	64461/5	10,620
144	54	10-12		Veneer	2	64412/2	13,250	64462/2	13,690
144	54	10-12		Laminate	2	64412/5	10,645	64462/5	11,090
144	60	10-12		Veneer	2	64413/2	13,965	64463/2	14,410
144	60	10-12		Laminate	2	64413/5	11,180	64463/5	11,625
156	48	12-14		Veneer	2	64414/2	12,850	64464/2	13,290
156	48	12-14		Laminate	2	64414/5	10,565	64464/5	11,000
156	54	12-14		Veneer	2	64415/2	13,815	64465/2	14,255
156	54	12-14		Laminate	2	64415/5	11,085	64465/5	11,530
156	60	12-14		Veneer	2	64416/2	14,635	64466/2	15,075
156	60	12-14		Laminate	2	64416/5	11,665	64466/5	12,110
156	66	12-14		Veneer	3	64417/2	15,185	64467/2	15,625
156	66	12-14		Laminate	3	64417/5	12,070	64467/5	12,520
168	48	12-14		Veneer	2	64418/2	13,380	64468/2	13,820
168	48	12-14		Laminate	2	64418/5	10,905	64468/5	11,350
168	54	12-14		Veneer	2	64419/2	14,280	64469/2	14,730
168	54	12-14		Laminate	2	64419/5	11,485	64469/5	11,920
168	60	12-14		Veneer	2	64420/2	15,300	64470/2	15,740
168	60	12-14		Laminate	2	64420/5	12,045	64470/5	12,485
168	66	12-14		Veneer	3	64421/2	15,890	64471/2	16,330
168	66	12-14		Laminate	3	64421/5	12,470	64471/5	12,915



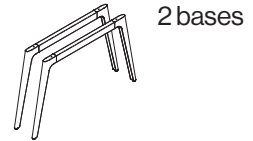
GATEWAY™ PLUS TABLES

CONFERENCE TABLES Designer- Busk + Hertzog

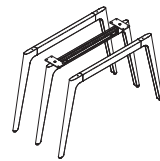


Boat shape with powder coat base
Stretcher rails - polished aluminum
Table height = 29"

L"	X	D"	Sugg Seat Capacity	Top Finish	Top Sections	POWDER COAT BASE		POWDER COAT BASE WITH COLOR INSET	
						Model Number	List Price	Model Number	List Price
84	42	6-8		Veneer	1	64501/2	7,500	64551/2	7,800
84	42	6-8		Laminate	1	64501/5	6,320	64551/5	6,615
96	42	6-8		Veneer	1	64502/2	7,865	64552/2	8,150
96	42	6-8		Laminate	1	64502/5	6,580	64552/5	6,870
96	48	6-8		Veneer	1	64503/2	8,235	64553/2	8,535
96	48	6-8		Laminate	1	64503/5	6,885	64553/5	7,185
108	42	8-10		Veneer	1	64504/2	8,340	64554/2	8,640
108	42	8-10		Laminate	1	64504/5	6,825	64554/5	7,115
108	48	8-10		Veneer	1	64505/2	8,895	64555/2	9,200
108	48	8-10		Laminate	1	64505/5	7,275	64555/5	7,570
120	42	8-10		Veneer	2	64506/2	8,780	64556/2	9,075
120	42	8-10		Laminate	2	64506/5	7,220	64556/5	7,500
120	48	8-10		Veneer	2	64507/2	9,435	64557/2	9,725
120	48	8-10		Laminate	2	64507/5	7,570	64557/5	7,870
120	54	8-10		Veneer	2	64508/2	10,030	64558/2	10,330
120	54	8-10		Laminate	2	64508/5	7,930	64558/5	8,225
132	48	10-12		Veneer	2	64509/2	12,225	64559/2	12,670
132	48	10-12		Laminate	2	64509/5	10,230	64559/5	10,675
132	54	10-12		Veneer	2	64510/2	12,980	64560/2	13,415
132	54	10-12		Laminate	2	64510/5	10,625	64560/5	11,065
144	48	10-12		Veneer	2	64511/2	12,760	64561/2	13,195
144	48	10-12		Laminate	2	64511/5	10,570	64561/5	11,010
144	54	10-12		Veneer	2	64512/2	13,565	64562/2	14,000
144	54	10-12		Laminate	2	64512/5	10,970	64562/5	11,415
144	60	10-12		Veneer	2	64513/2	14,200	64563/2	14,640
144	60	10-12		Laminate	2	64513/5	11,415	64563/5	11,855
156	48	12-14		Veneer	2	64514/2	13,250	64564/2	13,690
156	48	12-14		Laminate	2	64514/5	10,950	64564/5	11,390
156	54	12-14		Veneer	2	64515/2	14,110	64565/2	14,565
156	54	12-14		Laminate	2	64515/5	11,410	64565/5	11,850
156	60	12-14		Veneer	2	64516/2	14,870	64566/2	15,315
156	60	12-14		Laminate	2	64516/5	11,900	64566/5	12,345
156	66	12-14		Veneer	3	64517/2	15,345	64567/2	15,790
156	66	12-14		Laminate	3	64517/5	12,225	64567/5	12,670
168	48	12-14		Veneer	2	64518/2	13,775	64568/2	14,215
168	48	12-14		Laminate	2	64518/5	11,295	64568/5	11,740
168	54	12-14		Veneer	2	64519/2	14,615	64569/2	15,050
168	54	12-14		Laminate	2	64519/5	11,790	64569/5	12,230
168	60	12-14		Veneer	2	64520/2	15,535	64570/2	15,975
168	60	12-14		Laminate	2	64520/5	12,285	64570/5	12,735
168	66	12-14		Veneer	3	64521/2	16,035	64571/2	16,480
168	66	12-14		Laminate	3	64521/5	12,625	64571/5	13,065



2 bases



3 bases

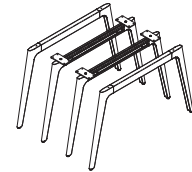
GATEWAY™ PLUS TABLES

CONFERENCE TABLES Designer- Busk + Hertzog



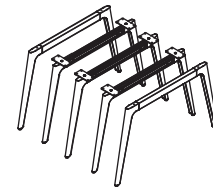
Boat shape with polished aluminum base
Stretcher rails - polished aluminum
Table height = 29"

L"	X	D"	Sugg Seat Capacity	Top Finish	Top Sections	POLISHED BASE		POLISHED BASE WITH COLOR INSET	
						Model Number	List Price	Model Number	List Price
180	48	12-14		Veneer	3	64422/2	15,805	64472/2	16,400
180	48	12-14		Laminate	3	64422/5	13,185	64472/5	13,780
180	54	14-16		Veneer	3	64423/2	16,760	64473/2	17,355
180	54	14-16		Laminate	3	64423/5	13,755	64473/5	14,335
180	60	14-16		Veneer	3	64424/2	17,725	64474/2	18,320
180	60	14-16		Laminate	3	64424/5	14,380	64474/5	14,955
180	66	14-16		Veneer	3	64425/2	18,605	64475/2	19,185
180	66	14-16		Laminate	3	64425/5	14,825	64475/5	15,400
180	72	14-16		Veneer	3	64426/2	19,570	64476/2	20,160
180	72	14-16		Laminate	3	64426/5	15,390	64476/5	15,990



4 bases

192	54	14-16		Veneer	4	64427/2	17,495	64477/2	18,085
192	54	14-16		Laminate	4	64427/5	14,110	64477/5	14,700
192	60	14-16		Veneer	4	64428/2	18,505	64478/2	19,095
192	60	14-16		Laminate	4	64428/5	14,745	64478/5	15,345
192	66	14-16		Veneer	4	64429/2	19,380	64479/2	19,975
192	66	14-16		Laminate	4	64429/5	15,255	64479/5	15,835
192	72	14-16		Veneer	4	64430/2	20,290	64480/2	20,870
192	72	14-16		Laminate	4	64430/5	15,850	64480/5	16,445
204	54	16-18		Veneer	4	64431/2	18,020	64481/2	18,615
204	54	16-18		Laminate	4	64431/5	14,615	64481/5	15,190
204	60	16-18		Veneer	4	64432/2	19,040	64482/2	19,625
204	60	16-18		Laminate	4	64432/5	15,250	64482/5	15,825
204	66	16-18		Veneer	4	64433/2	19,970	64483/2	20,555
204	66	16-18		Laminate	4	64433/5	15,770	64483/5	16,365
204	72	16-18		Veneer	4	64434/2	21,140	64484/2	21,720
204	72	16-18		Laminate	4	64434/5	16,425	64484/5	17,020



5 bases

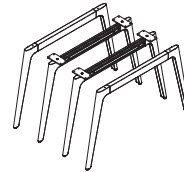
GATEWAY™ PLUS TABLES

CONFERENCE TABLES Designer- Busk + Hertzog



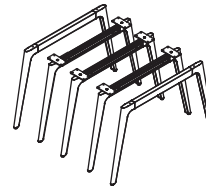
Boat shape with powder coat base
Stretcher rails - polished aluminum
Table height = 29"

L"	X	D"	Sugg Seat Capacity	Top Finish	Top Sections	POWDER COAT BASE		POWDER COAT BASE WITH COLOR INSET	
						Model Number	List Price	Model Number	List Price
180	48	12-14		Veneer	3	64522/2	16,440	64572/2	17,040
180	48	12-14		Laminate	3	64522/5	13,820	64572/5	14,415
180	54	14-16		Veneer	3	64523/2	17,400	64573/2	17,995
180	54	14-16		Laminate	3	64523/5	14,405	64573/5	14,980
180	60	14-16		Veneer	3	64524/2	18,355	64574/2	18,950
180	60	14-16		Laminate	3	64524/5	15,005	64574/5	15,595
180	66	14-16		Veneer	3	64525/2	19,245	64575/2	19,835
180	66	14-16		Laminate	3	64525/5	15,470	64575/5	16,050
180	72	14-16		Veneer	3	64526/2	20,210	64576/2	20,800
180	72	14-16		Laminate	3	64526/5	16,025	64576/5	16,620



4 bases

192	54	14-16		Veneer	4	64527/2	18,130	64577/2	18,725
192	54	14-16		Laminate	4	64527/5	14,760	64577/5	15,355
192	60	14-16		Veneer	4	64528/2	19,140	64578/2	19,725
192	60	14-16		Laminate	4	64528/5	15,390	64578/5	15,990
192	66	14-16		Veneer	4	64529/2	20,010	64579/2	20,600
192	66	14-16		Laminate	4	64529/5	15,880	64579/5	16,470
192	72	14-16		Veneer	4	64530/2	20,920	64580/2	21,495
192	72	14-16		Laminate	4	64530/5	16,495	64580/5	17,080
204	54	16-18		Veneer	4	64531/2	18,665	64581/2	19,250
204	54	16-18		Laminate	4	64531/5	15,250	64581/5	15,825
204	60	16-18		Veneer	4	64532/2	19,680	64582/2	20,275
204	60	16-18		Laminate	4	64532/5	15,880	64582/5	16,470
204	66	16-18		Veneer	4	64533/2	20,600	64583/2	21,190
204	66	16-18		Laminate	4	64533/5	16,410	64583/5	16,995
204	72	16-18		Veneer	4	64534/2	21,780	64584/2	22,355
204	72	16-18		Laminate	4	64534/5	17,060	64584/5	17,655



5 bases

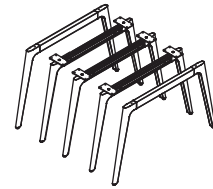
GATEWAY™ PLUS TABLES

CONFERENCE TABLES Designer- Busk + Hertzog



Boat shape with polished aluminum base
Stretcher rails - polished aluminum
Table height = 29"

L"	X	D"	Sugg Seat Capacity	Top Finish	Top Sections	POLISHED BASE		POLISHED BASE WITH COLOR INSET	
						Model Number	List Price	Model Number	List Price
216	54	16-18		Veneer	4	64435/2	20,455	64485/2	21,200
216	54	16-18		Laminate	4	64435/5	17,010	64485/5	17,755
216	60	16-18		Veneer	4	64436/2	21,550	64486/2	22,275
216	60	16-18		Laminate	4	64436/5	17,640	64486/5	18,385
216	66	16-18		Veneer	4	64437/2	22,675	64487/2	23,410
216	66	16-18		Laminate	4	64437/5	18,320	64487/5	19,055
216	72	16-18		Veneer	4	64438/2	23,815	64488/2	24,560
216	72	16-18		Laminate	4	64438/5	18,950	64488/5	19,695
228	54	16-18		Veneer	4	64439/2	21,015	64489/2	21,765
228	54	16-18		Laminate	4	64439/5	17,355	64489/5	18,095
228	60	16-18		Veneer	4	64440/2	22,260	64490/2	23,005
228	60	16-18		Laminate	4	64440/5	18,050	64490/5	18,790
228	66	18-20		Veneer	4	64441/2	23,345	64491/2	24,085
228	66	18-20		Laminate	4	64441/5	18,740	64491/5	19,480
228	72	18-20		Veneer	4	64442/2	24,430	64492/2	25,170
228	72	18-20		Laminate	4	64442/5	19,395	64492/5	20,135
240	54	16-18		Veneer	4	64443/2	21,555	64493/2	22,285
240	54	16-18		Laminate	4	64443/5	17,740	64493/5	18,470
240	60	18-20		Veneer	4	64444/2	22,835	64494/2	23,570
240	60	18-20		Laminate	4	64444/5	18,435	64494/5	19,170
240	66	18-20		Veneer	4	64445/2	24,065	64495/2	24,800
240	66	18-20		Laminate	4	64445/5	19,130	64495/5	19,865
240	72	18-20		Veneer	4	64446/2	25,240	64496/2	25,985
240	72	18-20		Laminate	4	64446/5	19,820	64496/5	20,560



5 bases

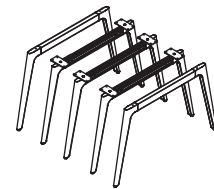
GATEWAY™ PLUS TABLES

CONFERENCE TABLES Designer- Busk + Hertzog



Boat shape with powder coat base
Stretcher rails - polished aluminum
Table height = 29"

L"	X	D"	Sugg Seat Capacity	Top Finish	Top Sections	POWDER COAT BASE		POWDER COAT BASE WITH COLOR INSET	
						Model Number	List Price	Model Number	List Price
216	54	16-18		Veneer	4	64535/2	20,830	64585/2	21,580
216	54	16-18		Laminate	4	64535/5	17,385	64585/5	18,125
216	60	16-18		Veneer	4	64536/2	21,905	64586/2	22,650
216	60	16-18		Laminate	4	64536/5	18,010	64586/5	18,745
216	66	16-18		Veneer	4	64537/2	23,055	64587/2	23,790
216	66	16-18		Laminate	4	64537/5	18,685	64587/5	19,425
216	72	16-18		Veneer	4	64538/2	24,200	64588/2	24,940
216	72	16-18		Laminate	4	64538/5	19,330	64588/5	20,065
228	54	16-18		Veneer	4	64539/2	21,390	64589/2	22,130
228	54	16-18		Laminate	4	64539/5	17,735	64589/5	18,465
228	60	16-18		Veneer	4	64540/2	22,645	64590/2	23,375
228	60	16-18		Laminate	4	64540/5	18,430	64590/5	19,165
228	66	18-20		Veneer	4	64541/2	23,725	64591/2	24,465
228	66	18-20		Laminate	4	64541/5	19,125	64591/5	19,860
228	72	18-20		Veneer	4	64542/2	24,805	64592/2	25,545
228	72	18-20		Laminate	4	64542/5	19,775	64592/5	20,525
240	54	16-18		Veneer	4	64543/2	21,910	64593/2	22,655
240	54	16-18		Laminate	4	64543/5	18,120	64593/5	18,855
240	60	18-20		Veneer	4	64544/2	23,215	64594/2	23,950
240	60	18-20		Laminate	4	64544/5	18,810	64594/5	19,550
240	66	18-20		Veneer	4	64545/2	24,430	64595/2	25,170
240	66	18-20		Laminate	4	64545/5	19,505	64595/5	20,235
240	72	18-20		Veneer	4	64546/2	25,620	64596/2	26,350
240	72	18-20		Laminate	4	64546/5	20,200	64596/5	20,940



5 bases

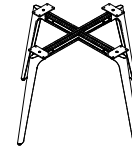
GATEWAY™ PLUS TABLES

MEETING TABLES Designer- Busk + Hertzog



Square shape with polished aluminum base
Stretcher rails - polished aluminum
Table height = 29"

L"	X	D"	Sugg Seat Capacity	Top Finish	Top Sections	POLISHED BASE		POLISHED BASE WITH COLOR INSET	
						Model Number	List Price	Model Number	List Price
30	30	2		Veneer	1	64721/2	4,130	64731/2	4,395
30	30	2		Laminate	1	64721/5	3,805	64731/5	4,075
36	36	2		Veneer	1	64722/2	4,440	64732/2	4,700
36	36	2		Laminate	1	64722/5	4,035	64732/5	4,300
42	42	2-4		Veneer	1	64723/2	4,630	64733/2	4,900
42	42	2-4		Laminate	1	64723/5	4,260	64733/5	4,540
48	48	2-4		Veneer	1	64724/2	5,100	64734/2	5,370
48	48	2-4		Laminate	1	64724/5	4,430	64734/5	4,690
54	54	4-6		Veneer	1	64725/2	5,575	64735/2	5,840
54	54	4-6		Laminate	1	64725/5	4,545	64735/5	4,810
60	60	6-8		Veneer	1	64726/2	6,050	64736/2	6,325
60	60	6-8		Laminate	1	64726/5	4,735	64736/5	5,005
66	66	6-8		Veneer	2	64727/2	6,630	64737/2	6,885
66	66	6-8		Laminate	2	64727/5	4,975	64737/5	5,245
72	72	6-8		Veneer	2	64728/2	7,270	64738/2	7,530
72	72	6-8		Laminate	2	64728/5	5,315	64738/5	5,590
78	78	8-10		Veneer	2	64729/2	7,920	64739/2	8,185
78	78	8-10		Laminate	2	64729/5	5,595	64739/5	5,860



* Note: mirror polished stretcher rails are available with upcharge. Please contact customer service.

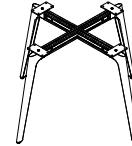
GATEWAY™ PLUS TABLES

MEETING TABLES Designer- Busk + Hertzog



Square shape with powder coat base
Stretcher rails - polished aluminum
Table height = 29"

L"	X	D"	Sugg Seat Capacity	Top Finish	Top Sections	POWDER COAT BASE		POWDER COAT BASE WITH COLOR INSET	
						Model Number	List Price	Model Number	List Price
30	30	2		Veneer	1	64741/2	4,470	64751/2	4,740
30	30	2		Laminate	1	64741/5	4,150	64751/5	4,425
36	36	2		Veneer	1	64742/2	4,780	64752/2	5,050
36	36	2		Laminate	1	64742/5	4,375	64752/5	4,650
42	42	2-4		Veneer	1	64743/2	4,965	64753/2	5,240
42	42	2-4		Laminate	1	64743/5	4,605	64753/5	4,880
48	48	2-4		Veneer	1	64744/2	5,440	64754/2	5,715
48	48	2-4		Laminate	1	64744/5	4,770	64754/5	5,035
54	54	4-6		Veneer	1	64745/2	5,910	64755/2	6,190
54	54	4-6		Laminate	1	64745/5	4,885	64755/5	5,145
60	60	6-8		Veneer	1	64746/2	6,405	64756/2	6,665
60	60	6-8		Laminate	1	64746/5	5,070	64756/5	5,345
66	66	6-8		Veneer	2	64747/2	6,950	64757/2	7,235
66	66	6-8		Laminate	2	64747/5	5,315	64757/5	5,590
72	72	6-8		Veneer	2	64748/2	7,605	64758/2	7,890
72	72	6-8		Laminate	2	64748/5	5,655	64758/5	5,930
78	78	8-10		Veneer	2	64749/2	8,260	64759/2	8,535
78	78	8-10		Laminate	2	64749/5	5,935	64759/5	6,210



* Note: mirror polished stretcher rails are available with upcharge. Please contact customer service.

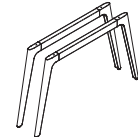
GATEWAY™ PLUS TABLES

MEETING TABLES Designer - Busk + Hertzog



Rectangle shape with polished aluminum base
Stretcher rails - polished aluminum
Table height = 29"

L"	X	D"	Sugg Seat Capacity	Top Finish	Top Sections	POLISHED BASE		POLISHED BASE WITH COLOR INSET	
						Model Number	List Price	Model Number	List Price
48	30	1-2		Veneer	1	64601/2	4,300	64621/2	4,570
48	30	1-2		Laminate	1	64601/5	3,855	64621/5	4,125
54	30	2-4		Veneer	1	64602/2	4,705	64622/2	4,985
54	30	2-4		Laminate	1	64602/5	4,115	64622/5	4,375
60	30	2-4		Veneer	1	64603/2	4,840	64623/2	5,110
60	30	2-4		Laminate	1	64603/5	4,260	64623/5	4,540
66	30	2-4		Veneer	1	64604/2	5,030	64624/2	5,295
66	30	2-4		Laminate	1	64604/5	4,255	64624/5	4,535
72	30	2-4		Veneer	1	64605/2	5,205	64625/2	5,475
72	30	2-4		Laminate	1	64605/5	4,460	64625/5	4,725
78	30	2-4		Veneer	1	64606/2	5,400	64626/2	5,665
78	30	2-4		Laminate	1	64606/5	4,560	64626/5	4,825
48	36	1-2		Veneer	1	64607/2	4,630	64627/2	4,900
48	36	1-2		Laminate	1	64607/5	4,065	64627/5	4,335
54	36	2-4		Veneer	1	64608/2	5,040	64628/2	5,310
54	36	2-4		Laminate	1	64608/5	4,345	64628/5	4,610
60	36	2-4		Veneer	1	64609/2	5,250	64629/2	5,515
60	36	2-4		Laminate	1	64609/5	4,515	64629/5	4,790
66	36	2-4		Veneer	1	64610/2	5,390	64630/2	5,655
66	36	2-4		Laminate	1	64610/5	4,540	64630/5	4,805
72	36	2-4		Veneer	1	64611/2	5,490	64631/2	5,760
72	36	2-4		Laminate	1	64611/5	4,695	64631/5	4,965
78	36	2-4		Veneer	1	64612/2	5,805	64632/2	6,065
78	36	2-4		Laminate	1	64612/5	4,805	64632/5	5,065
84	36	2-4		Veneer	1	64613/2	5,965	64633/2	6,230
84	36	2-4		Laminate	1	64613/5	4,910	64633/5	5,185



2 bases

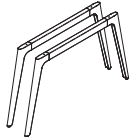
GATEWAY™ PLUS TABLES

MEETING TABLES Designer- Busk + Hertzog



Rectangle shape with powder coat base
Stretcher rails - polished aluminum
Table height = 29"

L"	X	D"	Sugg Seat Capacity	Top Finish	Top Sections	POWDER COAT BASE		POWDER COAT BASE WITH COLOR INSET	
						Model Number	List Price	Model Number	List Price
48	30	1-2		Veneer	1	64641/2	4,550	64661/2	4,815
48	30	1-2		Laminate	1	64641/5	4,095	64661/5	4,365
54	30	2-4		Veneer	1	64642/2	4,955	64662/2	5,225
54	30	2-4		Laminate	1	64642/5	4,350	64662/5	4,615
60	30	2-4		Veneer	1	64643/2	5,085	64663/2	5,350
60	30	2-4		Laminate	1	64643/5	4,500	64663/5	4,775
66	30	2-4		Veneer	1	64644/2	5,270	64664/2	5,535
66	30	2-4		Laminate	1	64644/5	4,495	64664/5	4,770
72	30	2-4		Veneer	1	64645/2	5,440	64665/2	5,715
72	30	2-4		Laminate	1	64645/5	4,695	64665/5	4,965
78	30	2-4		Veneer	1	64646/2	5,640	64666/2	5,905
78	30	2-4		Laminate	1	64646/5	4,805	64666/5	5,065
48	36	1-2		Veneer	1	64647/2	4,805	64667/2	5,065
48	36	1-2		Laminate	1	64647/5	4,230	64667/5	4,495
54	36	2-4		Veneer	1	64648/2	5,205	64668/2	5,475
54	36	2-4		Laminate	1	64648/5	4,500	64668/5	4,775
60	36	2-4		Veneer	1	64649/2	5,420	64669/2	5,690
60	36	2-4		Laminate	1	64649/5	4,680	64669/5	4,950
66	36	2-4		Veneer	1	64650/2	5,555	64670/2	5,825
66	36	2-4		Laminate	1	64650/5	4,695	64670/5	4,965
72	36	2-4		Veneer	1	64651/2	5,655	64671/2	5,930
72	36	2-4		Laminate	1	64651/5	4,870	64671/5	5,135
78	36	2-4		Veneer	1	64652/2	5,965	64672/2	6,230
78	36	2-4		Laminate	1	64652/5	4,965	64672/5	5,240
84	36	2-4		Veneer	1	64653/2	6,130	64673/2	6,405
84	36	2-4		Laminate	1	64653/5	5,085	64673/5	5,350



2 bases

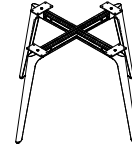
GATEWAY™ PLUS TABLES

MEETING TABLES Designer - Busk + Hertzog



Square shape with soft corners with polished aluminum base
Stretcher rails - polished aluminum
Table height = 29"

L"	X	D"	Sugg Seat Capacity	Top Finish	Top Sections	POLISHED BASE		POLISHED BASE WITH COLOR INSET	
						Model Number	List Price	Model Number	List Price
30	30	2		Veneer	1	64761/2	4,340	64771/2	4,615
30	30	2		Laminate	1	64761/5	4,005	64771/5	4,280
36	36	2		Veneer	1	64762/2	4,665	64772/2	4,935
36	36	2		Laminate	1	64762/5	4,240	64772/5	4,515
42	42	2-4		Veneer	1	64763/2	4,870	64773/2	5,145
42	42	2-4		Laminate	1	64763/5	4,475	64773/5	4,765
48	48	2-4		Veneer	1	64764/2	5,355	64774/2	5,640
48	48	2-4		Laminate	1	64764/5	4,650	64774/5	4,920
54	54	4-6		Veneer	1	64765/2	5,855	64775/2	6,135
54	54	4-6		Laminate	1	64765/5	4,770	64775/5	5,050
60	60	6-8		Veneer	1	64766/2	6,360	64776/2	6,645
60	60	6-8		Laminate	1	64766/5	4,975	64776/5	5,260
66	66	6-8		Veneer	2	64767/2	6,940	64777/2	7,240
66	66	6-8		Laminate	2	64767/5	5,225	64777/5	5,505
72	72	6-8		Veneer	2	64768/2	7,640	64778/2	7,915
72	72	6-8		Laminate	2	64768/5	5,590	64778/5	5,865
78	78	8-10		Veneer	2	64769/2	8,320	64779/2	8,595
78	78	8-10		Laminate	2	64769/5	5,870	64779/5	6,160



* Note: mirror polished stretcher rails are available with upcharge. Please contact customer service.

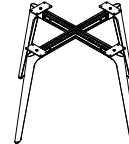
GATEWAY™ PLUS TABLES

MEETING TABLES Designer - Busk + Hertzog



Square shape with soft corners with powder coat base
Stretcher rails - polished aluminum
Table height = 29"

L"	X	D"	Sugg Seat Capacity	Top Finish	Top Sections	POWDER COAT BASE		POWDER COAT BASE WITH COLOR INSET	
						Model Number	List Price	Model Number	List Price
30	30	2		Veneer	1	64781/2	4,695	64791/2	4,985
30	30	2		Laminate	1	64781/5	4,355	64791/5	4,635
36	36	2		Veneer	1	64782/2	5,025	64792/2	5,305
36	36	2		Laminate	1	64782/5	4,600	64792/5	4,885
42	42	2-4		Veneer	1	64783/2	5,215	64793/2	5,500
42	42	2-4		Laminate	1	64783/5	4,840	64793/5	5,120
48	48	2-4		Veneer	1	64784/2	5,720	64794/2	6,005
48	48	2-4		Laminate	1	64784/5	5,010	64794/5	5,290
54	54	4-6		Veneer	1	64785/2	6,215	64795/2	6,480
54	54	4-6		Laminate	1	64785/5	5,125	64795/5	5,415
60	60	6-8		Veneer	1	64786/2	6,705	64796/2	7,010
60	60	6-8		Laminate	1	64786/5	5,325	64796/5	5,610
66	66	6-8		Veneer	2	64787/2	7,310	64797/2	7,585
66	66	6-8		Laminate	2	64787/5	5,590	64797/5	5,865
72	72	6-8		Veneer	2	64788/2	7,990	64798/2	8,280
72	72	6-8		Laminate	2	64788/5	5,940	64798/5	6,225
78	78	8-10		Veneer	2	64789/2	8,675	64799/2	8,965
78	78	8-10		Laminate	2	64789/5	6,235	64799/5	6,520



* Note: mirror polished stretcher rails are available with upcharge. Please contact customer service.

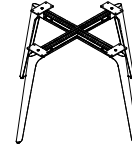
GATEWAY™ PLUS TABLES

MEETING TABLES Designer- Busk + Hertzog



Round shape with polished aluminum base
Stretcher rails - polished aluminum
Table height = 29"

L" X D"	Sugg Seat Capacity	Top Finish	Top Sections	POLISHED BASE		POLISHED BASE WITH COLOR INSET	
				Model Number	List Price	Model Number	List Price
30 dia.	2	Veneer	1	64681/2	4,550	64691/2	4,840
30 dia.	2	Laminate	1	64681/5	4,190	64691/5	4,480
36 dia.	2	Veneer	1	64682/2	4,885	64692/2	5,180
36 dia.	2	Laminate	1	64682/5	4,440	64692/5	4,735
42 dia.	2-4	Veneer	1	64683/2	5,095	64693/2	5,390
42 dia.	2-4	Laminate	1	64683/5	4,690	64693/5	4,995
48 dia.	2-4	Veneer	1	64684/2	5,610	64694/2	5,905
48 dia.	2-4	Laminate	1	64684/5	4,870	64694/5	5,160
54 dia.	4-6	Veneer	1	64685/2	6,130	64695/2	6,430
54 dia.	4-6	Laminate	1	64685/5	5,000	64695/5	5,290
60 dia.	5-7	Veneer	1	64686/2	6,660	64696/2	6,940
60 dia.	5-7	Laminate	1	64686/5	5,210	64696/5	5,505
66 dia.	5-7	Veneer	2	64687/2	7,280	64697/2	7,575
66 dia.	5-7	Laminate	2	64687/5	5,475	64697/5	5,765
72 dia.	6-8	Veneer	2	64688/2	7,990	64698/2	8,290
72 dia.	6-8	Laminate	2	64688/5	5,845	64698/5	6,140
78 dia.	7-9	Veneer	2	64689/2	8,710	64699/2	9,005
78 dia.	7-9	Laminate	2	64689/5	6,150	64699/5	6,445



* Note: mirror polished stretcher rails are available with upcharge. Please contact customer service.

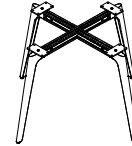
GATEWAY™ PLUS TABLES

MEETING TABLES Designer- Busk + Hertzog



Round shape with powder coat base
Stretcher rails - polished aluminum
Table height = 29"

L"	X	D"	Sugg Seat Capacity	Top Finish	Top Sections	POWDER COAT BASE		POWDER COAT BASE WITH COLOR INSET	
						Model Number	List Price	Model Number	List Price
30	dia.	2		Veneer	1	64701/2	4,915	64711/2	5,215
30	dia.	2		Laminate	1	64701/5	4,565	64711/5	4,855
36	dia.	2		Veneer	1	64702/2	5,260	64712/2	5,550
36	dia.	2		Laminate	1	64702/5	4,815	64712/5	5,110
42	dia.	2-4		Veneer	1	64703/2	5,470	64713/2	5,760
42	dia.	2-4		Laminate	1	64703/5	5,065	64713/5	5,365
48	dia.	2-4		Veneer	1	64704/2	5,995	64714/2	6,275
48	dia.	2-4		Laminate	1	64704/5	5,245	64714/5	5,535
54	dia.	4-6		Veneer	1	64705/2	6,495	64715/2	6,805
54	dia.	4-6		Laminate	1	64705/5	5,370	64715/5	5,665
60	dia.	5-7		Veneer	1	64706/2	7,035	64716/2	7,325
60	dia.	5-7		Laminate	1	64706/5	5,590	64716/5	5,875
66	dia.	5-7		Veneer	2	64707/2	7,665	64717/2	7,950
66	dia.	5-7		Laminate	2	64707/5	5,845	64717/5	6,140
72	dia.	6-8		Veneer	2	64708/2	8,375	64718/2	8,670
72	dia.	6-8		Laminate	2	64708/5	6,225	64718/5	6,520
78	dia.	7-9		Veneer	2	64709/2	9,090	64719/2	9,385
78	dia.	7-9		Laminate	2	64709/5	6,530	64719/5	6,825



* Note: mirror polished stretcher rails are available with upcharge. Please contact customer service.

M & N SERIES FORUM

M & N Series Forum are available in a wide range of configurations for power, data and audio/video requirement. Configure your require M & N Series Forum on our web site at this link www.nienkämper.com/vfc



SIMPLE POP UP FORUM - Single sided (Surface mounted)

List Price

Pre-configured SIMPLE Pop Up Forum

Model # 85190	pre-wired power (2 ports)	<table border="1"><tr><td>1P</td><td>1P</td></tr></table>	1P	1P	\$625		
1P	1P						
		cutout dimension: 5"W x 4"D 2 x pre-wired power with 10ft cord					
Model # 85191	pre-wired power (3 ports)	<table border="1"><tr><td>1P</td><td>1P</td><td>1P</td></tr></table>	1P	1P	1P	\$645	
1P	1P	1P					
		cutout dimension: 6 1/2"W x 4"D 3 x pre-wired power with 10ft cord					
Model # 85193	pre-wired power (3 ports)	<table border="1"><tr><td>1P</td><td>1P</td><td>A5</td></tr></table>	1P	1P	A5	\$770	
1P	1P	A5					
		cutout dimension: 6 1/2"W x 4"D 2 x pre-wired power with 10ft cord 1 x Siemon CAT6 data with 10ft cord					
Model # 85197	pre-wired power (4 ports)	<table border="1"><tr><td>1P</td><td>1P</td><td>O</td></tr></table>	1P	1P	O	\$645	
1P	1P	O					
		cutout dimension: 6 1/2"W x 4"D 2 x pre-wired power with 10ft cord 1 x open port / data adapter to fit in client's own data fitting and cord					
Model # 85194	pre-wired power (3 ports)	<table border="1"><tr><td>1P</td><td>1P</td><td>2U</td></tr></table>	1P	1P	2U	\$735	
1P	1P	2U					
		cutout dimension: 6 1/2"W x 4"D 2 x pre-wired power with 10ft cord 2 x USB-A+C charger (stacked)					
Model # 85196	pre-wired power (4 ports)	<table border="1"><tr><td>1P</td><td>1P</td><td>A5</td><td>A5</td></tr></table>	1P	1P	A5	A5	\$885
1P	1P	A5	A5				
		cutout dimension: 8"W x 4"D 2 x pre-wired power with 10ft cord 2 x Siemon CAT6 data with 10ft cord					
Model # 85198	pre-wired power (4 ports)	<table border="1"><tr><td>1P</td><td>1P</td><td>O</td><td>O</td></tr></table>	1P	1P	O	O	\$675
1P	1P	O	O				
		cutout dimension: 8"W x 4"D 2 x pre-wired power with 10ft cord 2 x open port / data adapter to fit in client's own data fitting and cord					

FORUMS

List Price

Model # 85199	pre-wired power (4 ports)	<table border="1"> <tr> <td>1P</td> <td>1P</td> <td>2U</td> <td>HD</td> </tr> </table> <p>cutout dimension: 8"W x 4"D 2 x pre-wired power with 10ft cord 2 x USB-A+C charger (stacked) 1 x HDMI coupler with 18" cord</p>	1P	1P	2U	HD	\$905		
1P	1P	2U	HD						
Model # 85200	pre-wired power (4 ports)	<table border="1"> <tr> <td>1P</td> <td>1P</td> <td>2U</td> <td>O</td> </tr> </table> <p>cutout dimension: 8"W x 4"D 2 x pre-wired power with 10ft cord 2 x USB-A+C charger (stacked) 1 x open port / data adapter to fit in client's own data fitting and cord</p>	1P	1P	2U	O	\$790		
1P	1P	2U	O						
Model # 85202	pre-wired power (6 ports)	<table border="1"> <tr> <td>1P</td> <td>1P</td> <td>2U</td> <td>HD</td> <td>A5</td> <td>A5</td> </tr> </table> <p>cutout dimension: 11"W x 4"D 2 x pre-wired power with 10ft cord 2 x USB-A+C charger (stacked) 1 x HDMI coupler with 18" cord 2 x Siemon CAT6 data with 10ft cord</p>	1P	1P	2U	HD	A5	A5	\$1,225
1P	1P	2U	HD	A5	A5				
Model # 85203	pre-wired power (6 ports)	<table border="1"> <tr> <td>1P</td> <td>1P</td> <td>2U</td> <td>HD</td> <td>O</td> <td>O</td> </tr> </table> <p>cutout dimension: 11"W x 4"D 2 x pre-wired power with 10ft cord 2 x USB-A+C charger (stacked) 1 x HDMI coupler with 18" cord 2 x open port/ data adapter to fit in client's own data fitting and cord</p>	1P	1P	2U	HD	O	O	\$980
1P	1P	2U	HD	O	O				

FORUMS - SIMPLE POP UP FORUM



SIMPLE POP UP FORUM – DOUBLE SIDED (SURFACE MOUNTED)

List Price

Pre-configured SIMPLE Pop Up Forum

Model # 85205 pre-wired power (each side - 2 ports) Side A:

1P	1P
----	----

 \$1,270

Side B:

1P	1P
----	----

cutout dimension: 5"W x 7-11/16"D
 Side A: 2 x pre-wired power with 10ft cord
 Side B: 2 x pre-wired power with 10ft cord
 (Provides a total of 4 x pre wired power)

Model # 85206 pre-wired power (each side - 3 ports) Side A:

1P	1P	2U
----	----	----

 \$1,585

Side B:

1P	1P	2U
----	----	----

cutout dimension: 6-1/2"W x 7-11/16"D
 Side A: 2 x pre-wired power with 10ft cord
 2 x USB-A+C Charger (stacked)
 Side B: 2 x pre-wired power with 10ft cord
 2 x USB-A+C Charger (stacked)
 (Provides a total of 4 x pre wired power & 4 x USB Charger)

Model # 85208 pre-wired power (each side - 4 ports) Side A:

1P	1P	A5	A5
----	----	----	----

 \$1,795

Side B:

1P	1P	A5	A5
----	----	----	----

cutout dimension: 8"W x 7-11/16"D
 Side A: 2 x pre-wired power with 10ft cord
 2 x Siemon CAT6 data with 10ft cord
 Side B: 2 x pre-wired power with 10ft cord
 2 x Siemon CAT6 data with 10ft cord
 (Provides a total of 4 x pre wired power & 4 x Siemon CAT6 data)

FORUMS - SIMPLE POP UP FORUM

List Price

Model # 85209	pre-wired power (each side - 4 ports)	Side A: <table border="1" style="display: inline-table;"><tr><td>1P</td><td>1P</td><td>O</td><td>O</td></tr></table> Side B: <table border="1" style="display: inline-table;"><tr><td>1P</td><td>1P</td><td>O</td><td>O</td></tr></table>	1P	1P	O	O	1P	1P	O	O	\$1,305
1P	1P	O	O								
1P	1P	O	O								
		cutout dimension: 8"W x 7-11/16"D Side A: 2 x pre-wired power with 10ft cord 2 x open port/data adapter to fit in client's own data fitting and cord Side B: 2 x pre-wired power with 10ft cord 2 x open port/data adapter to fit in client's own data fitting and cord (Provides a total of 4 x pre wired power & 4 x open ports)									
Model # 85210	pre-wired power (each side - 4 ports)	Side A: <table border="1" style="display: inline-table;"><tr><td>1P</td><td>1P</td><td>2U</td><td>O</td></tr></table> Side B: <table border="1" style="display: inline-table;"><tr><td>1P</td><td>1P</td><td>2U</td><td>O</td></tr></table>	1P	1P	2U	O	1P	1P	2U	O	\$1,605
1P	1P	2U	O								
1P	1P	2U	O								
		cutout dimension: 8"W x 7-11/16"D Side A: 2 x pre-wired power with 10ft cord, 2 x USB-A+C Charger (stacked) 1 x open port/ data adapter to fit in client's own data fitting and cord Side B: 2 x pre-wired power with 10ft cord, 2 x USB-A+C Charger (stacked) 1 x open port/ data adapter to fit in client's own data fitting and cord (Provides a total of 4 x pre wired power, 4 x USB Charger & 2 x open ports)									

FORUMS - SIMPLE POP UP FORUM



SIMPLE POP UP FORUM – side to side (SURFACE MOUNTED)

List Price

Model # 85212	pre-wired power (each side - 4 ports)	Side 1:	<table border="1"> <tr> <td>1P</td> <td>1P</td> <td>A5</td> <td>A5</td> </tr> </table>	1P	1P	A5	A5	Side 2:	<table border="1"> <tr> <td>1P</td> <td>1P</td> <td>A5</td> <td>A5</td> </tr> </table>	1P	1P	A5	A5	\$1,900
1P	1P	A5	A5											
1P	1P	A5	A5											

cutout dimension: 16.19"W x 4"D
 Side #1: 2 x pre-wired power with 10ft cord
 2 x Siemon CAT6 data with 10ft cord
 Side #2: 2 x pre-wired power with 10ft cord
 2 x Siemon CAT6 data with 10ft cord
 (Provides a total of 4 x pre wired power & 4 x Siemon CAT6 data)

Model # 85213	pre-wired power (each side - 4 ports)	Side 1:	<table border="1"> <tr> <td>1P</td> <td>1P</td> <td>O</td> <td>O</td> </tr> </table>	1P	1P	O	O	Side 2:	<table border="1"> <tr> <td>1P</td> <td>1P</td> <td>O</td> <td>O</td> </tr> </table>	1P	1P	O	O	\$1,395
1P	1P	O	O											
1P	1P	O	O											

cutout dimension: 16.19"W x 4"D
 Side #1: 2 x pre-wired power with 10ft cord
 2 x open port/data adapter to fit in client's own data fitting and cord
 Side #2: 2 x pre-wired power with 10ft cord
 2 x open port/data adapter to fit in client's own data fitting and cord
 (Provides a total of 4 x pre wired power & 4 x open ports)

Model # 85214	pre-wired power (each side - 4 ports)	Side 1:	<table border="1"> <tr> <td>1P</td> <td>1P</td> <td>2U</td> <td>O</td> </tr> </table>	1P	1P	2U	O	Side 2:	<table border="1"> <tr> <td>1P</td> <td>1P</td> <td>2U</td> <td>O</td> </tr> </table>	1P	1P	2U	O	\$1,700
1P	1P	2U	O											
1P	1P	2U	O											

cutout dimension: 16.19"W x 4"D
 Side #1: 2 x pre-wired power with 10ft cord
 2 x USB-A+C Charger (stacked)
 1 x open port/data adapter to fit in client's own data fitting and cord
 Side #2: 2 x pre-wired power with 10ft cord
 2 x USB-A+C Charger (stacked)
 1 x open port/data adapter to fit in client's own data fitting and cord
 (Provides a total of 4 x pre wired power, 4 USB Charger & 2 x open ports)

FORUMS - SIMPLE POP UP FORUM

- Note:
- Finish is standard in clear anodized aluminum.
 - For power cord with 6ft long, please add a letter "B" at the end of model #.
 - Site-wired / hard-wired power with 72" metallic shielded cable is available with an upcharge of \$70 list per 2 power. Please add a letter "H" at the end of model #.
-

Each open port selected will be supplied with one set of data adapter kit contains 2 "AA", 2 "BB", 2 "CC", 2 "DD", 2 "EE", 2 "FF", 1 "GG" and 1 "HH". adapter. The data adapter can accommodate the following data fitting from manufacturer:

Adapter "AA"

Systimax/CommScope
Uniprise/CommScope

Adapter "BB"

L-Com Keystone Modular
Tyco SL/110 Connect Series Modular Jacks
Siemon Keystone Style
Allen Tel Versa Tap Series
Leviton Quick Port® Series
Nordx Keystone Style
Tyco SL Conpler Series

Adapter "CC"

Krone 6000 Series/ADC
Hubbell Xcelerator™ Keystone
Series

Adapter "DD"

blank

Adapter "EE"

Ortronics TracJack Series

Adapter "FF"

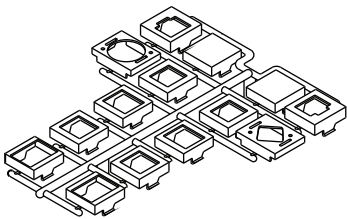
Panduit Mini-Com Series

Adapter "GG"

microphone jack / 3pin XLR, solder type
only

Adapter "HH"

Adapter "HH" - video monitor jack / DB-15,
pand mount solder type.



- Snap in fitting adapters are also provide for 3-pin XLR microphone jack (solder type only) and DB-15 video monitor jack (panel mount solder style only)

FORUMS - SIMPLE POP UP FORUM

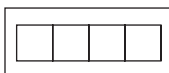
List Price

Client can configure their own SIMPLE Pop Up Forum by selecting a base model and require elements.

Base Model For Simple Pop Up Forum

(4 Ports)

Model #: CX4P - _____

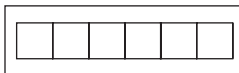


\$545

Base Model For Simple Pop Up Forum

(6 Ports)

Model #: CX6P - _____



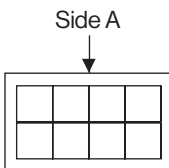
\$615

Base Model For Simple Pop Up Forum – Double Sided

(Each Side – 4 Ports)

Model #: CX8PD-A _____ (Side A)

CX8PD-B _____ (Side B)



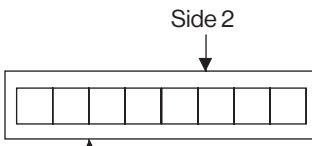
\$1,150

Base Model For Simple Pop Up Forum – Side By Side

(Each Side – 4 Ports)

Model #: CX8PS-1 _____ (Side 1)

CX8PS-2 _____ (Side 2)



\$1,200

Select the elements as per below:

- S-1P - 1 power receptacle with 10' white cord

\$145
- S-1P-SW - 1 power receptacle hard wired with a 6' whip

\$165
- A5 - SIEMON CAT 6 data fitting with 10' connector cable

\$180
- C - Audio- 3.5mm Mini stereo Jack with 10' cord

\$90
- H - USB port 3.0 with 10ft cord

\$135
- 2U - Stacked USB charger A+C

\$170
- 3U - Dual USB C charger

\$170
- G - DB15HD, VGA connector, 10' cord

\$195
- HD - HDMI Coupler with 18" cord

\$195
- B - Blank plate

\$65
- O - Open port, for client's own data fitting. Each port selected will be supplied with one set of data adapter kit

\$65
- L - Belay 1" dia. hole opening rubber strain relief pass through cords

\$65

HADI TABLES

BASE, SHAPE, EDGE & CONNECTIVITY Designer - Hadi Teherani

A sculpture in space: this conference table by architect Hadi Teherani combines high functionality with perfected quality and visual lightness. The Hadi table resonates in contemporary settings where design integrity and material matter most. Like a ribbon, the elegant curved metal base bracket continues on the surface of the tabletop where it becomes a functional surface - the central element. It can be equipped with multimedia modules; depending on the requirements, the equipment can be adjusted at any time. All cables are hidden in the support structure of the Hadi table. The table's elegant look remains undisturbed, timeless and architectural.

Surface Shapes

Top is 2-3/8" thick and is available in rectangle shape with inlay cover, either in brushed stainless steel or powder coat.



Finishes

All standard Nienkämper veneer and laminates.

Edge Details



Self Edge (SE)

Sizes

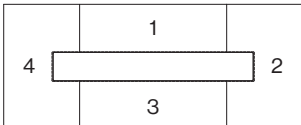
Hadi conference table is available in standard sizes:

Width: 48", 54", 60"

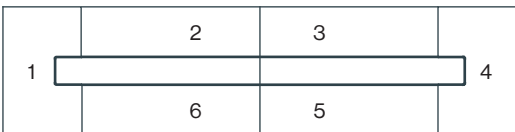
Length: 108", 144", 180", 216", 240"

Top Sections

4 sections top for table with 108" and 144" length

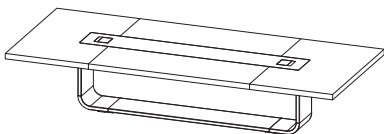


6 sections top for table with 180", 216" and 240" length

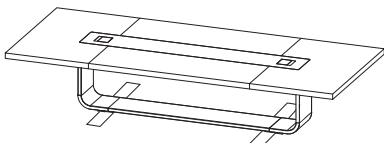


Base and Inlay & Finish Options

Base: must be bolted to floor



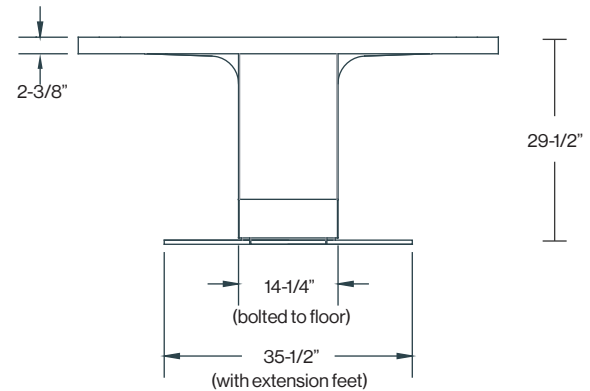
Base with extension feet - free standing



Base finishes

-  Brushed Stainless Steel
-  Black Powder Coat (PC-06)
-  Silver Powder Coat (PC-01)
-  Warm White Powder Coat (PC-07)

Side Elevation



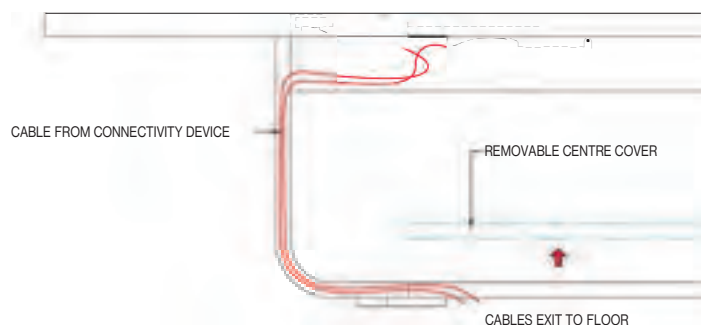
Connectivity

Nienkämper offers connectivity solutions for the Hadi Table, our Vox® Forum M or N Series provide a variety of power/data/AV options for your needs. Add \$1,915 list upcharge per M Series Forum or \$2,290 list upcharge per N Series Forum if brushed stainless steel lid is required.



Vox® M Series Forum Vox® N Series Forum

Cable Management



HADITABLES

RECTANGULAR SHAPE- FLOOR MOUNTED Designer - Hadi Teherani



Table Edge 
Self Edge (SE)

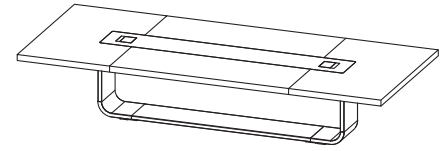


Table height = 29½"; Top thickness = 2⅜"

Standard base 14¼" w (bolted to floor)

L"	X	D"	Sugg Seat Capacity	Top Finish	Top Sections	Standard base 14¼" w (bolted to floor)		List Price
						Powder Coat Base Model Number	Brushed Stainless Steel Base Model Number	
108	48	8-10	Veneer	4	20300/2	53,115	20311/2	55,775
108	48	8-10	Laminate	4	20300/5	50,375	20311/5	52,895
144	48	10-12	Veneer	4	20301/2	55,325	20312/2	58,095
144	48	10-12	Laminate	4	20301/5	51,630	20312/5	54,215
144	54	10-12	Veneer	4	20302/2	56,510	20313/2	59,340
144	54	10-12	Laminate	4	20302/5	52,130	20313/5	54,740
144	60	10-12	Veneer	4	20303/2	57,405	20314/2	60,280
144	60	10-12	Laminate	4	20303/5	52,700	20314/5	55,335
180	48	12-14	Veneer	6	20304/2	64,485	20315/2	67,710
180	48	12-14	Laminate	6	20304/5	60,070	20315/5	63,075
180	54	14-16	Veneer	6	20305/2	65,800	20316/2	69,090
180	54	14-16	Laminate	6	20305/5	60,715	20316/5	63,755
180	60	14-16	Veneer	6	20306/2	67,115	20317/2	70,475
180	60	14-16	Laminate	6	20306/5	61,455	20317/5	64,530
216	54	16-18	Veneer	6	20307/2	75,390	20318/2	79,160
216	54	16-18	Laminate	6	20307/5	69,565	20318/5	73,045
216	60	16-18	Veneer	6	20308/2	76,885	20319/2	80,730
216	60	16-18	Laminate	6	20308/5	70,320	20319/5	73,840
240	54	16-18	Veneer	6	20309/2	76,965	20320/2	80,815
240	54	16-18	Laminate	6	20309/5	70,530	20320/5	74,060
240	60	18-20	Veneer	6	20310/2	78,820	20321/2	82,765
240	60	18-20	Laminate	6	20310/5	71,400	20321/5	74,970

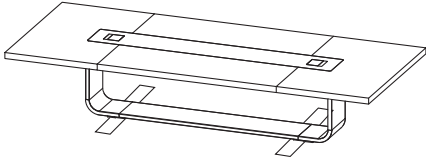
HADITABLES

RECTANGULAR SHAPE- FREE STANDING Designer - Hadi Teherani



Table Edge 
Self Edge (SE)

Table height = 29½"; Top thickness = 2⅜"



Extension base 35½" w (Free standing)

L"	X	D"	Sugg Seat Capacity	Top Finish	Top Sections	Extension base 35½" w (Free standing)		List Price
						Powder Coat Base	Brushed Stainless Steel Base	
						Model Number	Model Number	List Price
108	48	8-10	Veneer	4		20330/2	20341/2	58,695
108	48	8-10	Laminate	4		20330/5	20341/5	55,805
144	48	10-12	Veneer	4		20331/2	20342/2	61,015
144	48	10-12	Laminate	4		20331/5	20342/5	57,145
144	54	10-12	Veneer	4		20332/2	20343/2	62,250
144	54	10-12	Laminate	4		20332/5	20343/5	57,665
144	60	10-12	Veneer	4		20333/2	20344/2	63,185
144	60	10-12	Laminate	4		20333/5	20344/5	58,265
180	48	12-14	Veneer	6		20334/2	20345/2	70,630
180	48	12-14	Laminate	6		20334/5	20345/5	65,980
180	54	14-16	Veneer	6		20335/2	20346/2	72,005
180	54	14-16	Laminate	6		20335/5	20346/5	66,675
180	60	14-16	Veneer	6		20336/2	20347/2	73,375
180	60	14-16	Laminate	6		20336/5	20347/5	67,440
216	54	16-18	Veneer	6		20337/2	20348/2	82,075
216	54	16-18	Laminate	6		20337/5	20348/5	75,965
216	60	16-18	Veneer	6		20338/2	20349/2	83,650
216	60	16-18	Laminate	6		20338/5	20349/5	76,750
240	54	16-18	Veneer	6		20339/2	20350/2	83,730
240	54	16-18	Laminate	6		20339/5	20350/5	76,990
240	60	18-20	Veneer	6		20340/2	20351/2	85,690
240	60	18-20	Laminate	6		20340/5	20351/5	77,885

MAGPOWER COLLECTION™

System Overview Design - Carl Gustav Magnusson

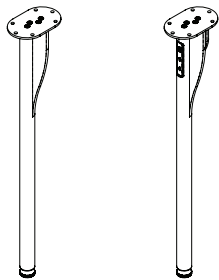
MagPower Design:

MagPower is a versatile collection of mobile and stationery, multi-purpose tables ideally suited for focused individual, small groups and various training activities. The dynamic modular table system is designed to provide a functional, clutter-free work surface and charging station for work zones that require no hard wiring. Re-imagine power and charging with the most flexible table collection for commercial spaces.

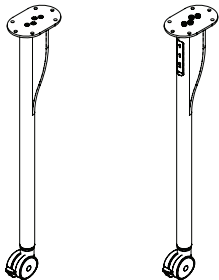
Description

Features

Leg on Glide



Leg on Caster



- Solid wood (ash, white oak and walnut) and high grade aluminum material are offered for leg construction
- Wood legs are available in any standard Nienkämper stains and finishes
- Aluminum legs are available in MagPower Matte powder coat finishes and mirror polish
- Leg diameter is 1 1/2" and offered in lengths to accommodate a table height of 29" (see square / round tables)
- Legs on glides include an articulating leveler with 1" leveling
- Locking 3" casters are offered for mobile tables. Two colors are standard- black standard for Walnut, PC-21, PC-22 and PC-06 legs. Silver standard for Oak, Ash, PC-20 and AL-07 legs..
- Leg integrated MagPower unit can be added to both wood and aluminum legs with glide or caster.

Note: All tables are standard with 4 non-powered legs. Integrated power units are specified separately at time of order. See page 86 for details.

Corner Styles



90 deg corner
Compatible with: solid, p.lam, edge bang, exposed plywood edges



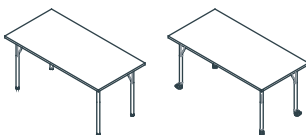
4" radius corner
compatible with: solid, p.lam, edge band, exposed plywood edges



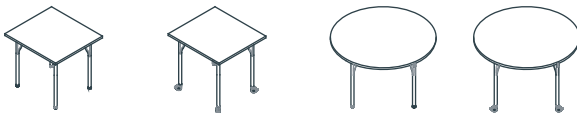
1" radius corner
compatible with exposed plywood edges

Table Styles

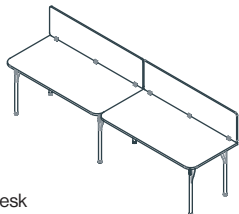
Rectangular Work Tables



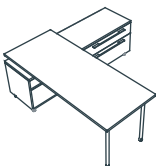
Square and Round Work Tables



Benching Tables



Desk



*For benching and desk information please contact customer service at 1-800-668-9318

Leg Finishes:

Powder Coat

- PC-20 Platinum
- PC-21 Ash Grey
- PC-22 Charcoal
- PC-06 Black

Polish

- AL-07 Mirror

Wood

- White Oak
- Ash
- Walnut

Power / Connectivity:



Leg integrated MagPower



Vox Simple Forum



Vox Simple Pop-up



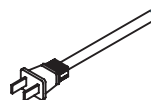
Vox Simple Dean



Vox Simple Finch Edge Mount


Standard plug in power:

Simple Forums and Leg integrated units



Rechargeable Power

Leg integrated units only

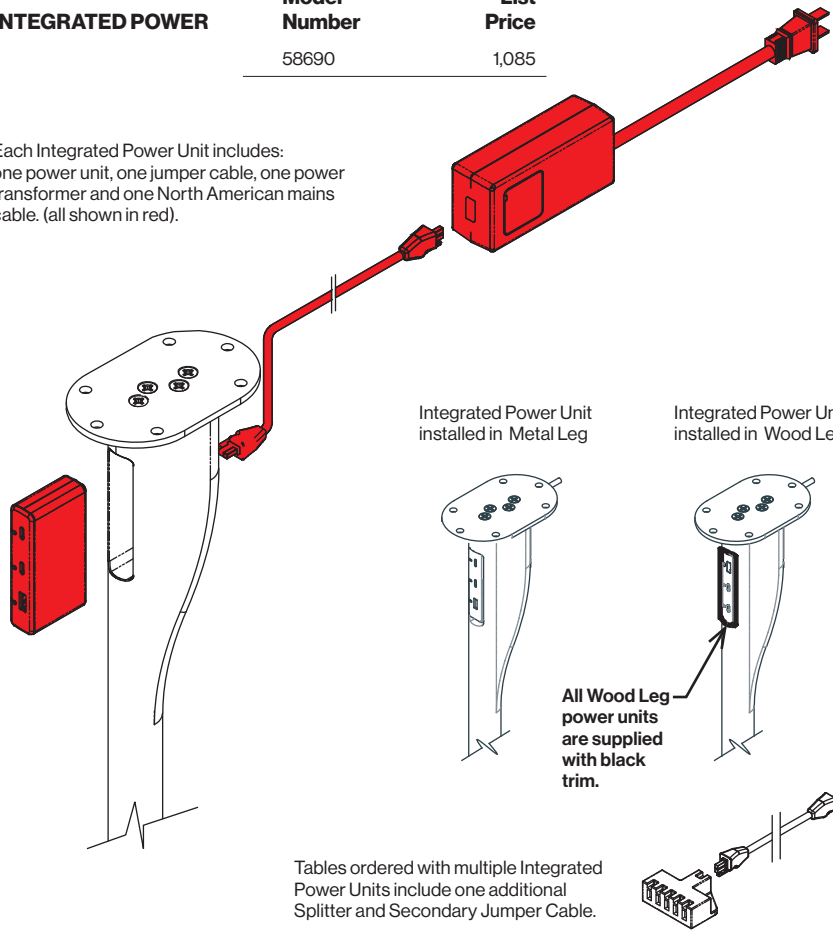


MAGPOWER COLLECTION™

Integrated Leg Power Details Design - Carl Gustav Magnusson

INTEGRATED POWER	Model Number	List Price
	58690	1,085

Each Integrated Power Unit includes: one power unit, one jumper cable, one power transformer and one North American mains cable. (all shown in red).



Tables ordered with multiple Integrated Power Units include one additional Splitter and Secondary Jumper Cable.

Integrated Power Unit Features:

- One USB Type-A port (output 7.5 W)
- Two USB Type-C ports (output 50 W if one port is used; 25 W each if both ports are used).
- Color: White
- Units mount securely within the MagPower leg.
- Wood leg installations include a decorative black trim.
- LED diodes indicate either charging or that an active device is connected
- Powered legs come standard with power unit, power supply transformer, transformer mounting bracket, 70" mains cable and jumper cable.
- Battery pack and jumper cable is available as an add on feature.

Battery Features:

- Compact unit for easy handling and installation.
- High quality, rechargeable Li-ion battery cells.
- Battery alarm (audio) when charging is needed.
- Battery charging indicator (LED light bars) indicating the capacity level.
- Thermal switch protection, over-current protection.
- Color: black
- Battery capacity: 2.15 Ah / 52 Wh
- Nominal voltage: 24 V DC
- Discharge current: 9 A (max)
- Maximum charging voltage: 40 V DC
- Charging current: 0.5 A

Note:

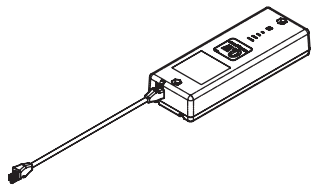
Batteries arrive on site pre-charged but it is recommended that a full charge is given before use
All batteries whether in use or not, must be charged every 6 months to avoid damage and or reduced performance

Charging:

- Battery easily charged with standard transformer and mains cable.
- Up to 5 batteries can be charged with the use of a charge splitter, jumper cables, standard transformer and mains cable.
- Batteries can be charged while installed in table or easily removed (without the use of tools) for charging in remote location.
- See page 87 for battery charging configuration details.

BATTERY PACK

Model Number	List Price
58691	905

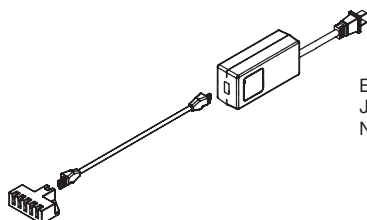


Each Battery Pack includes: One Battery and one Jumper Cable.

Single Battery Pack uses Jumper Cable, Power Transformer and Mains Cable supplied with Leg Power Unit

MULTI - BATTERY CHARGING KIT

Model Number	List Price
58692	395



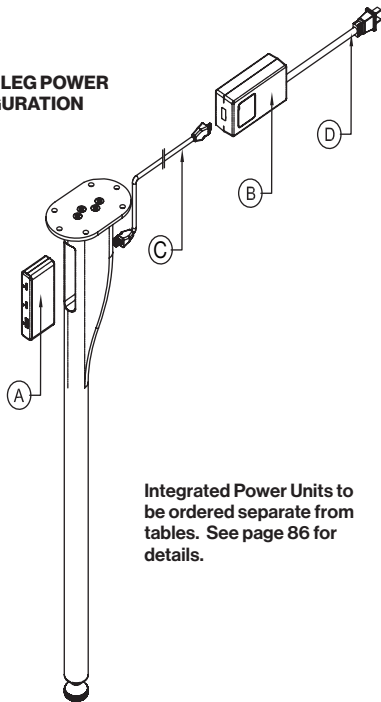
Each Battery Pack includes: one Splitter, one Jumper Cable, one Power Transformer and one North American Main Cable.



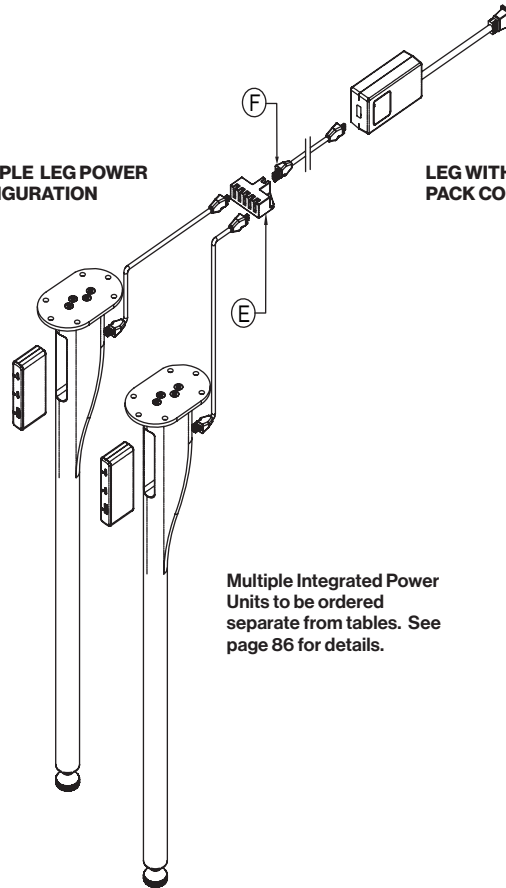
MAGPOWER COLLECTION™

Typical Power and Charging Configurations Design - Carl Gustav Magnusson

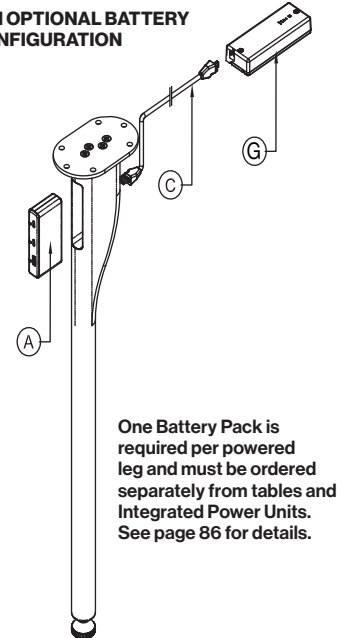
SINGLE LEG POWER CONFIGURATION



MULTIPLE LEG POWER CONFIGURATION



LEG WITH OPTIONAL BATTERY PACK CONFIGURATION

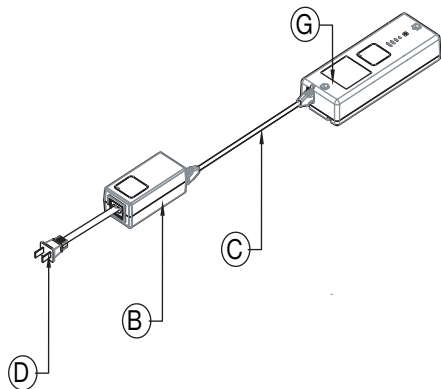


CHARGING STATION OPTIONS

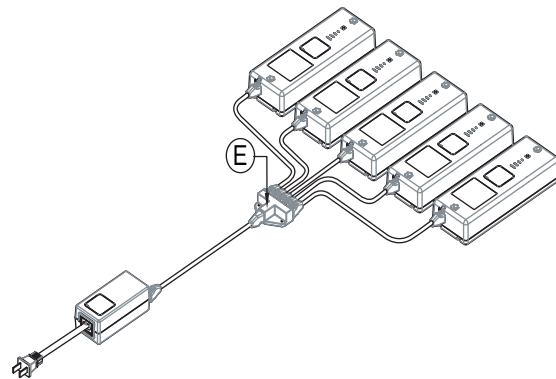
POWER COMPONENT LEGEND

- A- Power Unit
- B- Power Transformer
- C- Jumper Cable
- D- Mains Cable (North American)
- E- Splitter
- F- Secondary Jumper Cable
- G- Battery Pack

SINGLE BATTERY CHARGING



MULTIPLE BATTERY CHARGING

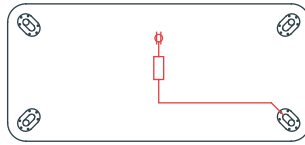


MAGPOWER COLLECTION™

Power and Charging Configurations Continued Design - Carl Gustav Magnusson

TABLE ON LEVELER POWER OPTIONS

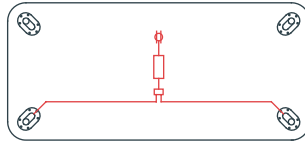
Typical for stationary tables
All equipment mounted under top



1 MagPower Leg

- 1- Power Unit
- 1- 1800mm Jumper Cable
- 1- Power Transformer

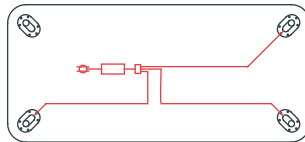
- 1- North American Mains Cable



2 MagPower Legs

- 2- Power Units
- 2- 1800mm Jumper Cables
- 1- Power Transformer
- 1- 200mm Jumper Cable

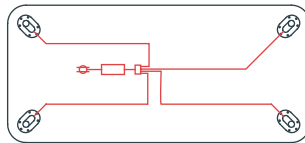
- 1- North American Mains Cable
- 1- Splitter



3 MagPower Legs

- 3- Power Units
- 3- 1800mm Jumper Cables
- 1- Power Transformer
- 1- 200mm Jumper Cable

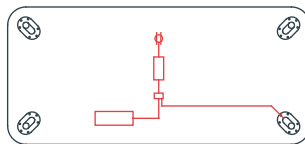
- 1- North American Mains Cable
- 1- Splitter



4 MagPower Legs

- 4- Power Units
- 4- 1800mm Jumper Cables
- 1- Power Transformer
- 1- 200mm Jumper Cable

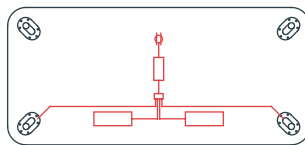
- 1- North American Mains Cable
- 1- Splitter



1 MagPower Leg with Battery

- 1- Power Unit
- 1- 1800mm Jumper Cable
- 1- Power Transformer
- 2- 200mm Jumper Cables

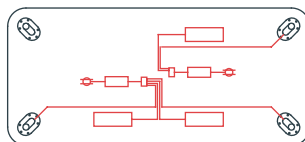
- 1- North American Mains Cable
- 1- Splitter
- 1- Battery



2 MagPower Legs with Batteries

- 2- Power Units
- 2- 1800mm Jumper Cables
- 1- Power Transformer
- 1- North American Mains Cable

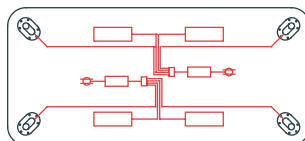
- 1- Splitter
- 3- 200mm Jumper Cable
- 2- Batteries



3 MagPower Legs with Batteries

- 3- Power Units
- 3- 1800mm Jumper Cables
- 2- Power Transformers
- 2- North American Mains Cables

- 2- Splitters
- 5- 200mm Jumper Cable
- 3- Batteries



4 MagPower Legs with Batteries

- 4- Power Units
- 4- 1800mm Jumper Cables
- 2- Power Transformers
- 2- North American Mains Cables

- 2- Splitters
- 6- 200mm Jumper Cable
- 4- Batteries

TABLES ON CASTERS POWER OPTIONS B

Typical for mobile tables that are
always required to be wireless.
Batteries are removed from table
and charged elsewhere.



1-4 MagPower Legs with Batteries

Same components as above battery models but shown with simplified installation.
*Battery packs are supplied with mounting plate that allows units to be easily removed without tools

MAGPOWER™ WORK TABLES

Photography Design - Carl Gustav Magnusson





4 Metal Legs
on Levelers



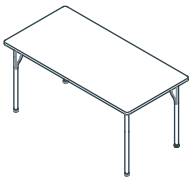
4 Wood Legs
on Levelers

Tops are 1" Thick

MAGPOWER RECTANGLE 24" D 90° corner



90° CORNER



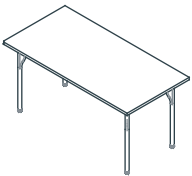
L" x	D" x	H"	Top Finish	Model Number	List Price	Model Number	List Price
30	24	29	Wood	58101/2ML	2,395	58101/2WL	2,515
30	24	29	P-Lam	58101/5ML	2,255	58101/5WL	2,380
36	24	29	Wood	58102/2ML	2,495	58102/2WL	2,615
36	24	29	P-Lam	58102/5ML	2,300	58102/5WL	2,425
42	24	29	Wood	58103/2ML	2,605	58103/2WL	2,730
42	24	29	P-Lam	58103/5ML	2,365	58103/5WL	2,485
48	24	29	Wood	58104/2ML	2,800	58104/2WL	2,925
48	24	29	P-Lam	58104/5ML	2,490	58104/5WL	2,615
54	24	29	Wood	58105/2ML	2,915	58105/2WL	3,035
54	24	29	P-Lam	58105/5ML	2,580	58105/5WL	2,700
60	24	29	Wood	58106/2ML	3,030	58106/2WL	3,150
60	24	29	P-Lam	58106/5ML	2,625	58106/5WL	2,750
66	24	29	Wood	58107/2ML	3,150	58107/2WL	3,280
66	24	29	P-Lam	58107/5ML	2,695	58107/5WL	2,820
72	24	29	Wood	58108/2ML	3,275	58108/2WL	3,395
72	24	29	P-Lam	58108/5ML	2,750	58108/5WL	2,870
78	24	29	Wood	58109/2ML	3,390	58109/2WL	3,510
78	24	29	P-Lam	58109/5ML	2,805	58109/5WL	2,935
84	24	29	Wood	58110/2ML	3,515	58110/2WL	3,635
84	24	29	P-Lam	58110/5ML	2,870	58110/5WL	2,995

MAGPOWER SOFT RECTANGLE - 24" D 1" radius corner



1" RAD. CORNER

ONLY AVAILABLE
WHEN EXPOSED
PLYWOOD EDGE IS
SPECIFIED



L" x	D" x	H"	Top Finish	Model Number	List Price	Model Number	List Price
36	24	29	Wood	58112/2ML	2,320	58112/2WL	2,435
36	24	29	P-Lam	58112/5ML	2,140	58112/5WL	2,255
42	24	29	Wood	58113/2ML	2,425	58113/2WL	2,540
42	24	29	P-Lam	58113/5ML	2,195	58113/5WL	2,305
48	24	29	Wood	58114/2ML	2,600	58114/2WL	2,715
48	24	29	P-Lam	58114/5ML	2,310	58114/5WL	2,435
54	24	29	Wood	58115/2ML	2,705	58115/2WL	2,820
54	24	29	P-Lam	58115/5ML	2,395	58115/5WL	2,505
60	24	29	Wood	58116/2ML	2,815	58116/2WL	2,925
60	24	29	P-Lam	58116/5ML	2,445	58116/5WL	2,555
66	24	29	Wood	58117/2ML	2,925	58117/2WL	3,045
66	24	29	P-Lam	58117/5ML	2,500	58117/5WL	2,620
72	24	29	Wood	58118/2ML	3,040	58118/2WL	3,150
72	24	29	P-Lam	58118/5ML	2,555	58118/5WL	2,670
78	24	29	Wood	58119/2ML	3,145	58119/2WL	3,265
78	24	29	P-Lam	58119/5ML	2,605	58119/5WL	2,725
84	24	29	Wood	58120/2ML	3,270	58120/2WL	3,380
84	24	29	P-Lam	58120/5ML	2,670	58120/5WL	2,780

MAGPOWER™

Work Tables on Levelers Design - Carl Gustav Magnusson



4 Metal Legs
on Levelers



4 Wood Legs
on Levelers

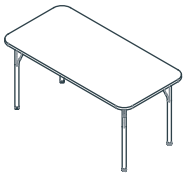
Tops are 1" Thick

MAGPOWER SOFT RECTANGLE - 24" D

4" radius corner



4" RAD. CORNER

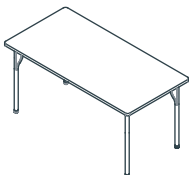


L" x	D" x	H"	Top Finish	Model Number	List Price	Model Number	List Price
30	24	29	Wood	58121/2ML	2,285	58101/2WL	2,400
30	24	29	P-Lam	58121/5ML	2,145	58101/5WL	2,270
36	24	29	Wood	58122/2ML	2,380	58102/2WL	2,495
36	24	29	P-Lam	58122/5ML	2,195	58102/5WL	2,310
42	24	29	Wood	58123/2ML	2,485	58103/2WL	2,605
42	24	29	P-Lam	58123/5ML	2,255	58103/5WL	2,365
48	24	29	Wood	58124/2ML	2,670	58104/2WL	2,785
48	24	29	P-Lam	58124/5ML	2,370	58104/5WL	2,495
54	24	29	Wood	58125/2ML	2,775	58105/2WL	2,895
54	24	29	P-Lam	58125/5ML	2,460	58105/5WL	2,570
60	24	29	Wood	58126/2ML	2,890	58106/2WL	3,000
60	24	29	P-Lam	58126/5ML	2,505	58106/5WL	2,620
66	24	29	Wood	58127/2ML	3,000	58107/2WL	3,125
66	24	29	P-Lam	58127/5ML	2,565	58107/5WL	2,690
72	24	29	Wood	58128/2ML	3,120	58108/2WL	3,230
72	24	29	P-Lam	58128/5ML	2,620	58108/5WL	2,740
78	24	29	Wood	58129/2ML	3,225	58109/2WL	3,345
78	24	29	P-Lam	58129/5ML	2,675	58109/5WL	2,795
84	24	29	Wood	58130/2ML	3,350	58110/2WL	3,465
84	24	29	P-Lam	58130/5ML	2,740	58110/5WL	2,855

MAGPOWER RECTANGLE 30" D 90° corner



90° CORNER



L" x	D" x	H"	Top Finish	Model Number	List Price	Model Number	List Price
36	30	29	Wood	58132/2ML	2,415	58132/2WL	2,530
36	30	29	P-Lam	58132/5ML	2,150	58132/5WL	2,260
42	30	29	Wood	58133/2ML	2,515	58133/2WL	2,625
42	30	29	P-Lam	58133/5ML	2,205	58133/5WL	2,320
48	30	29	Wood	58134/2ML	2,720	58134/2WL	2,830
48	30	29	P-Lam	58134/5ML	2,350	58134/5WL	2,460
54	30	29	Wood	58135/2ML	2,860	58135/2WL	2,970
54	30	29	P-Lam	58135/5ML	2,405	58135/5WL	2,520
60	30	29	Wood	58136/2ML	2,975	58136/2WL	3,090
60	30	29	P-Lam	58136/5ML	2,480	58136/5WL	2,590
66	30	29	Wood	58137/2ML	3,115	58137/2WL	3,230
66	30	29	P-Lam	58137/5ML	2,555	58137/5WL	2,665
72	30	29	Wood	58138/2ML	3,250	58138/2WL	3,360
72	30	29	P-Lam	58138/5ML	2,620	58138/5WL	2,730
78	30	29	Wood	58139/2ML	3,380	58139/2WL	3,490
78	30	29	P-Lam	58139/5ML	2,685	58139/5WL	2,795
84	30	29	Wood	58140/2ML	3,510	58140/2WL	3,620
84	30	29	P-Lam	58140/5ML	2,760	58140/5WL	2,880

MAGPOWER™

Work Tables on Levelers Design - Carl Gustav Magnusson



4 Metal Legs
on Levelers



4 Wood Legs
on Levelers

Tops are 1" Thick

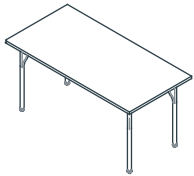
MAGPOWER SOFT RECTANGLE - 30" D

1" radius corner



1" RAD. CORNER

ONLY AVAILABLE
WHEN EXPOSED
PLYWOOD EDGE IS
SPECIFIED



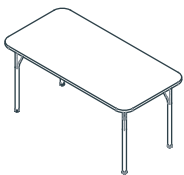
L" x	D" x	H"	Top Finish	Model Number	List Price	Model Number	List Price
36	30	29	Wood	58142/2ML	2,480	58142/2WL	2,595
36	30	29	P-Lam	58142/5ML	2,205	58142/5WL	2,320
42	30	29	Wood	58143/2ML	2,580	58143/2WL	2,695
42	30	29	P-Lam	58143/5ML	2,265	58143/5WL	2,380
48	30	29	Wood	58144/2ML	2,790	58144/2WL	2,905
48	30	29	P-Lam	58144/5ML	2,410	58144/5WL	2,520
54	30	29	Wood	58145/2ML	2,930	58145/2WL	3,045
54	30	29	P-Lam	58145/5ML	2,470	58145/5WL	2,585
60	30	29	Wood	58146/2ML	3,055	58146/2WL	3,170
60	30	29	P-Lam	58146/5ML	2,540	58146/5WL	2,660
66	30	29	Wood	58147/2ML	3,195	58147/2WL	3,315
66	30	29	P-Lam	58147/5ML	2,620	58147/5WL	2,730
72	30	29	Wood	58148/2ML	3,335	58148/2WL	3,445
72	30	29	P-Lam	58148/5ML	2,690	58148/5WL	2,800
78	30	29	Wood	58149/2ML	3,465	58149/2WL	3,580
78	30	29	P-Lam	58149/5ML	2,755	58149/5WL	2,870
84	30	29	Wood	58150/2ML	3,600	58150/2WL	3,715
84	30	29	P-Lam	58150/5ML	2,830	58150/5WL	2,955

MAGPOWER SOFT RECTANGLE - 30" D

4" radius corner



4" RAD. CORNER



L" x	D" x	H"	Top Finish	Model Number	List Price	Model Number	List Price
36	30	29	Wood	58132/2ML	2,545	58132/2WL	2,665
36	30	29	P-Lam	58132/5ML	2,265	58132/5WL	2,380
42	30	29	Wood	58133/2ML	2,650	58133/2WL	2,765
42	30	29	P-Lam	58133/5ML	2,325	58133/5WL	2,445
48	30	29	Wood	58134/2ML	2,865	58134/2WL	2,980
48	30	29	P-Lam	58134/5ML	2,475	58134/5WL	2,585
54	30	29	Wood	58135/2ML	3,005	58135/2WL	3,125
54	30	29	P-Lam	58135/5ML	2,535	58135/5WL	2,655
60	30	29	Wood	58136/2ML	3,130	58136/2WL	3,250
60	30	29	P-Lam	58136/5ML	2,610	58136/5WL	2,725
66	30	29	Wood	58137/2ML	3,280	58137/2WL	3,400
66	30	29	P-Lam	58137/5ML	2,690	58137/5WL	2,800
72	30	29	Wood	58138/2ML	3,420	58138/2WL	3,535
72	30	29	P-Lam	58138/5ML	2,760	58138/5WL	2,875
78	30	29	Wood	58139/2ML	3,555	58139/2WL	3,670
78	30	29	P-Lam	58139/5ML	2,825	58139/5WL	2,940
84	30	29	Wood	58140/2ML	3,695	58140/2WL	3,810
84	30	29	P-Lam	58140/5ML	2,905	58140/5WL	3,030

MAGPOWER™

Work Tables on Levelers Design - Carl Gustav Magnusson



4 Metal Legs
on Levelers



4 Wood Legs
on Levelers

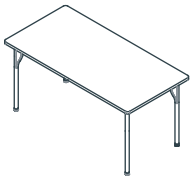
Tops are 1" Thick

MAGPOWER RECTANGLE

36" D 90° corner



90° CORNER



L" x	D" x	H"	Top Finish	Model Number	List Price	Model Number	List Price
30	36	29	Wood	58161/2ML	2,415	58161/2WL	2,530
30	36	29	P-Lam	58161/5ML	2,150	58161/5WL	2,260
42	36	29	Wood	58163/2ML	2,685	58163/2WL	2,800
42	36	29	P-Lam	58163/5ML	2,280	58163/5WL	2,390
48	36	29	Wood	58164/2ML	2,905	58164/2WL	3,020
48	36	29	P-Lam	58164/5ML	2,430	58164/5WL	2,540
54	36	29	Wood	58165/2ML	3,070	58165/2WL	3,185
54	36	29	P-Lam	58165/5ML	2,510	58165/5WL	2,620
60	36	29	Wood	58166/2ML	3,225	58166/2WL	3,335
60	36	29	P-Lam	58166/5ML	2,595	58166/5WL	2,710
66	36	29	Wood	58167/2ML	3,375	58167/2WL	3,485
66	36	29	P-Lam	58167/5ML	2,680	58167/5WL	2,790
72	36	29	Wood	58168/2ML	3,525	58168/2WL	3,635
72	36	29	P-Lam	58168/5ML	2,755	58168/5WL	2,865
78	36	29	Wood	58169/2ML	3,690	58169/2WL	3,800
78	36	29	P-Lam	58169/5ML	2,830	58169/5WL	2,950
84	36	29	Wood	58170/2ML	3,845	58170/2WL	3,955
84	36	29	P-Lam	58170/5ML	2,905	58170/5WL	3,015

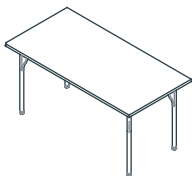
MAGPOWER SOFT RECTANGLE - 36" D

1" radius corner



1" RAD. CORNER

ONLY AVAILABLE
WHEN EXPOSED
PLYWOOD EDGE IS
SPECIFIED



L" x	D" x	H"	Top Finish	Model Number	List Price	Model Number	List Price
30	36	29	Wood	58171/2ML	2,480	58171/2WL	2,595
30	36	29	P-Lam	58171/5ML	2,205	58171/5WL	2,320
42	36	29	Wood	58173/2ML	2,755	58173/2WL	2,875
42	36	29	P-Lam	58173/5ML	2,340	58173/5WL	2,455
48	36	29	Wood	58174/2ML	2,980	58174/2WL	3,100
48	36	29	P-Lam	58174/5ML	2,490	58174/5WL	2,605
54	36	29	Wood	58175/2ML	3,145	58175/2WL	3,270
54	36	29	P-Lam	58175/5ML	2,575	58175/5WL	2,690
60	36	29	Wood	58176/2ML	3,310	58176/2WL	3,420
60	36	29	P-Lam	58176/5ML	2,665	58176/5WL	2,780
66	36	29	Wood	58177/2ML	3,460	58177/2WL	3,570
66	36	29	P-Lam	58177/5ML	2,750	58177/5WL	2,865
72	36	29	Wood	58178/2ML	3,615	58178/2WL	3,730
72	36	29	P-Lam	58178/5ML	2,825	58178/5WL	2,935
78	36	29	Wood	58179/2ML	3,780	58179/2WL	3,900
78	36	29	P-Lam	58179/5ML	2,905	58179/5WL	3,025
84	36	29	Wood	58180/2ML	3,945	58180/2WL	4,055
84	36	29	P-Lam	58180/5ML	2,980	58180/5WL	3,095

MAGPOWER™

Work Tables on Levelers Design - Carl Gustav Magnusson



4 Metal Legs
on Levelers



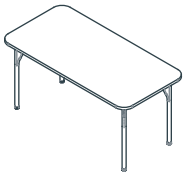
4 Wood Legs
on Levelers

Tops are 1" Thick

MAGPOWER SOFT RECTANGLE - 36" D 4" radius corner



4" RAD. CORNER



L" x	D" x	H"	Top Finish	Model Number	List Price	Model Number	List Price
30	36	29	Wood	58181/2ML	2,545	58181/2WL	2,665
30	36	29	P-Lam	58181/5ML	2,265	58181/5WL	2,380
42	36	29	Wood	58183/2ML	2,820	58183/2WL	2,950
42	36	29	P-Lam	58183/5ML	2,400	58183/5WL	2,515
48	36	29	Wood	58184/2ML	3,060	58184/2WL	3,180
48	36	29	P-Lam	58184/5ML	2,555	58184/5WL	2,675
54	36	29	Wood	58185/2ML	3,225	58185/2WL	3,350
54	36	29	P-Lam	58185/5ML	2,645	58185/5WL	2,760
60	36	29	Wood	58186/2ML	3,395	58186/2WL	3,510
60	36	29	P-Lam	58186/5ML	2,730	58186/5WL	2,855
66	36	29	Wood	58187/2ML	3,550	58187/2WL	3,660
66	36	29	P-Lam	58187/5ML	2,820	58187/5WL	2,935
72	36	29	Wood	58188/2ML	3,710	58188/2WL	3,825
72	36	29	P-Lam	58188/5ML	2,900	58188/5WL	3,010
78	36	29	Wood	58189/2ML	3,875	58189/2WL	4,000
78	36	29	P-Lam	58189/5ML	2,980	58189/5WL	3,105
84	36	29	Wood	58190/2ML	4,045	58190/2WL	4,160
84	36	29	P-Lam	58190/5ML	3,060	58190/5WL	3,175

MAGPOWER™

Work Tables on Castors Design - Carl Gustav Magnusson



4 Metal Legs
on Casters



4 Wood Legs
on Casters

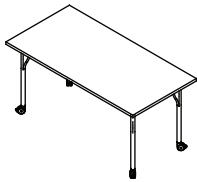
Tops are 1" Thick

MAGPOWER RECTANGLE

24" D 90° corner



90° CORNER



L" x	D" x	H"	Top Finish	Model Number	List Price	Model Number	List Price
30	24	29	Wood	58101/2MC	2,400	58101/2WC	2,510
30	24	29	P-Lam	58101/5MC	2,270	58101/5WC	2,385
36	24	29	Wood	58102/2MC	2,490	58102/2WC	2,600
36	24	29	P-Lam	58102/5MC	2,320	58102/5WC	2,430
42	24	29	Wood	58103/2MC	2,590	58103/2WC	2,705
42	24	29	P-Lam	58103/5MC	2,370	58103/5WC	2,480
48	24	29	Wood	58104/2MC	2,765	58104/2WC	2,880
48	24	29	P-Lam	58104/5MC	2,485	58104/5WC	2,600
54	24	29	Wood	58105/2MC	2,870	58105/2WC	2,980
54	24	29	P-Lam	58105/5MC	2,565	58105/5WC	2,675
60	24	29	Wood	58106/2MC	2,975	58106/2WC	3,085
60	24	29	P-Lam	58106/5MC	2,610	58106/5WC	2,720
66	24	29	Wood	58107/2MC	3,085	58107/2WC	3,200
66	24	29	P-Lam	58107/5MC	2,670	58107/5WC	2,785
72	24	29	Wood	58108/2MC	3,195	58108/2WC	3,305
72	24	29	P-Lam	58108/5MC	2,720	58108/5WC	2,830
78	24	29	Wood	58109/2MC	3,300	58109/2WC	3,410
78	24	29	P-Lam	58109/5MC	2,770	58109/5WC	2,890
84	24	29	Wood	58110/2MC	3,415	58110/2WC	3,525
84	24	29	P-Lam	58110/5MC	2,830	58110/5WC	2,940

MAGPOWER SOFT RECTANGLE - 24" D

1" radius corner



1" RAD. CORNER

ONLY AVAILABLE
WHEN EXPOSED
PLYWOOD EDGE IS
SPECIFIED



L" x	D" x	H"	Top Finish	Model Number	List Price	Model Number	List Price
30	24	29	Wood	58111/2MC	2,465	58111/2WC	2,575
30	24	29	P-Lam	58111/5MC	2,330	58111/5WC	2,450
36	24	29	Wood	58112/2MC	2,555	58112/2WC	2,670
36	24	29	P-Lam	58112/5MC	2,380	58112/5WC	2,490
42	24	29	Wood	58113/2MC	2,660	58113/2WC	2,775
42	24	29	P-Lam	58113/5MC	2,435	58113/5WC	2,545
48	24	29	Wood	58114/2MC	2,835	58114/2WC	2,955
48	24	29	P-Lam	58114/5MC	2,550	58114/5WC	2,670
54	24	29	Wood	58115/2MC	2,940	58115/2WC	3,060
54	24	29	P-Lam	58115/5MC	2,635	58115/5WC	2,745
60	24	29	Wood	58116/2MC	3,055	58116/2WC	3,165
60	24	29	P-Lam	58116/5MC	2,680	58116/5WC	2,790
66	24	29	Wood	58117/2MC	3,165	58117/2WC	3,285
66	24	29	P-Lam	58117/5MC	2,740	58117/5WC	2,860
72	24	29	Wood	58118/2MC	3,280	58118/2WC	3,390
72	24	29	P-Lam	58118/5MC	2,790	58118/5WC	2,905
78	24	29	Wood	58119/2MC	3,385	58119/2WC	3,500
78	24	29	P-Lam	58119/5MC	2,845	58119/5WC	2,965
84	24	29	Wood	58120/2MC	3,505	58120/2WC	3,915
84	24	29	P-Lam	58120/5MC	2,905	58120/5WC	3,015



4 Metal Legs
on Casters



4 Wood Legs
on Casters

Tops are 1" Thick

MAGPOWER SOFT RECTANGLE - 24" D 4" radius corner



L" x	D" x	H"	Top Finish	Model Number	List Price	Model Number	List Price
30	24	29	Wood	58121/2MC	2,530	58121/2WC	2,645
30	24	29	P-Lam	58121/5MC	2,390	58121/5WC	2,510
36	24	29	Wood	58122/2MC	2,620	58122/2WC	2,740
36	24	29	P-Lam	58122/5MC	2,445	58122/5WC	2,555
42	24	29	Wood	58123/2MC	2,725	58123/2WC	2,850
42	24	29	P-Lam	58123/5MC	2,495	58123/5WC	2,610
48	24	29	Wood	58124/2MC	2,910	58124/2WC	3,030
48	24	29	P-Lam	58124/5MC	2,645	58124/5WC	2,740
54	24	29	Wood	58125/2MC	3,015	58125/2WC	3,135
54	24	29	P-Lam	58125/5MC	2,700	58125/5WC	2,815
60	24	29	Wood	58126/2MC	3,130	58126/2WC	3,245
60	24	29	P-Lam	58126/5MC	2,750	58126/5WC	2,865
66	24	29	Wood	58127/2MC	3,245	58127/2WC	3,370
66	24	29	P-Lam	58127/5MC	2,810	58127/5WC	2,930
72	24	29	Wood	58128/2MC	3,360	58128/2WC	3,480
72	24	29	P-Lam	58128/5MC	2,865	58128/5WC	2,980
78	24	29	Wood	58129/2MC	3,475	58129/2WC	3,590
78	24	29	P-Lam	58129/5MC	2,915	58129/5WC	3,040
84	24	29	Wood	58130/2MC	3,595	58130/2WC	3,710
84	24	29	P-Lam	58130/5MC	2,980	58130/5WC	3,095

MAGPOWER RECTANGLE 30" D 90° corner



L" x	D" x	H"	Top Finish	Model Number	List Price	Model Number	List Price
36	30	29	Wood	58132/2MC	2,650	58132/2WC	2,760
36	30	29	P-Lam	58132/5MC	2,380	58132/5WC	2,490
42	30	29	Wood	58133/2MC	2,750	58133/2WC	2,860
42	30	29	P-Lam	58133/5MC	2,440	58133/5WC	2,550
48	30	29	Wood	58134/2MC	2,955	58134/2WC	3,065
48	30	29	P-Lam	58134/5MC	2,580	58134/5WC	2,690
54	30	29	Wood	58135/2MC	3,090	58135/2WC	3,200
54	30	29	P-Lam	58135/5MC	2,640	58135/5WC	2,755
60	30	29	Wood	58136/2MC	3,205	58136/2WC	3,320
60	30	29	P-Lam	58136/5MC	2,710	58136/5WC	2,820
66	30	29	Wood	58137/2MC	3,345	58137/2WC	3,460
66	30	29	P-Lam	58137/5MC	2,785	58137/5WC	2,895
72	30	29	Wood	58138/2MC	3,485	58138/2WC	3,595
72	30	29	P-Lam	58138/5MC	2,855	58138/5WC	2,965
78	30	29	Wood	58139/2MC	3,610	58139/2WC	3,720
78	30	29	P-Lam	58139/5MC	2,915	58139/5WC	3,025
84	30	29	Wood	58140/2MC	3,740	58140/2WC	3,850
84	30	29	P-Lam	58140/5MC	2,990	58140/5WC	3,110

MAGPOWER™

Work Tables on Castors Design - Carl Gustav Magnusson



4 Metal Legs
on Casters



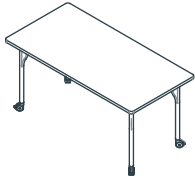
4 Wood Legs
on Casters

Tops are 1" Thick

MAGPOWER SOFT RECTANGLE 30" D 1" radius corner



1" RAD. CORNER
ONLY AVAILABLE
WHEN EXPOSED
PLYWOOD EDGE IS
SPECIFIED



L" x	D" x	H"	Top Finish	Model Number	List Price	Model Number	List Price
36	30	29	Wood	58122/2MC	2,715	58122/2WC	2,830
36	30	29	P-Lam	58122/5MC	2,445	58122/5WC	2,555
42	30	29	Wood	58123/2MC	2,820	58123/2WC	2,930
42	30	29	P-Lam	58123/5MC	2,500	58123/5WC	2,615
48	30	29	Wood	58124/2MC	3,030	58124/2WC	3,140
48	30	29	P-Lam	58124/5MC	2,650	58124/5WC	2,760
54	30	29	Wood	58125/2MC	3,170	58125/2WC	3,285
54	30	29	P-Lam	58125/5MC	2,705	58125/5WC	2,825
60	30	29	Wood	58126/2MC	3,290	58126/2WC	3,405
60	30	29	P-Lam	58126/5MC	2,780	58126/5WC	2,895
66	30	29	Wood	58127/2MC	3,430	58127/2WC	3,550
66	30	29	P-Lam	58127/5MC	2,860	58127/5WC	2,970
72	30	29	Wood	58128/2MC	3,570	58128/2WC	3,690
72	30	29	P-Lam	58128/5MC	2,925	58128/5WC	3,040
78	30	29	Wood	58129/2MC	3,705	58129/2WC	3,815
78	30	29	P-Lam	58129/5MC	2,990	58129/5WC	3,105
84	30	29	Wood	58130/2MC	3,835	58130/2WC	3,950
84	30	29	P-Lam	58130/5MC	3,070	58130/5WC	3,190

MAGPOWER SOFT RECTANGLE 30" D 4" radius corner



4" RAD. CORNER



L" x	D" x	H"	Top Finish	Model Number	List Price	Model Number	List Price
36	30	29	Wood	58132/2MC	2,785	58132/2WC	2,905
36	30	29	P-Lam	58132/5MC	2,505	58132/5WC	2,620
42	30	29	Wood	58133/2MC	2,895	58133/2WC	3,005
42	30	29	P-Lam	58133/5MC	2,565	58133/5WC	2,685
48	30	29	Wood	58134/2MC	3,110	58134/2WC	3,220
48	30	29	P-Lam	58134/5MC	2,715	58134/5WC	2,830
54	30	29	Wood	58135/2MC	3,250	58135/2WC	3,370
54	30	29	P-Lam	58135/5MC	2,775	58135/5WC	2,900
60	30	29	Wood	58136/2MC	3,375	58136/2WC	3,495
60	30	29	P-Lam	58136/5MC	2,855	58136/5WC	2,970
66	30	29	Wood	58137/2MC	3,520	58137/2WC	3,640
66	30	29	P-Lam	58137/5MC	2,930	58137/5WC	3,045
72	30	29	Wood	58138/2MC	3,660	58138/2WC	3,780
72	30	29	P-Lam	58138/5MC	3,000	58138/5WC	3,120
78	30	29	Wood	58139/2MC	3,800	58139/2WC	3,915
78	30	29	P-Lam	58139/5MC	3,070	58139/5WC	3,185
84	30	29	Wood	58140/2MC	3,935	58140/2WC	4,050
84	30	29	P-Lam	58140/5MC	3,145	58140/5WC	3,275

MAGPOWER™

Work Tables on Castors Design - Carl Gustav Magnusson



4 Metal Legs
on Casters



4 Wood Legs
on Casters

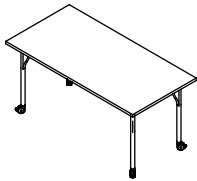
Tops are 1" Thick

MAGPOWER RECTANGLE 36" D

90° corner



90° CORNER



L" x	D" x	H"	Top Finish	Model Number	List Price	Model Number	List Price
30	36	29	Wood	58161/2MC	2,650	58161/2WC	2,760
30	36	29	P-Lam	58161/5MC	2,380	58161/5WC	2,490
42	36	29	Wood	58163/2MC	2,915	58163/2WC	3,030
42	36	29	P-Lam	58163/5MC	2,510	58163/5WC	2,620
48	36	29	Wood	58164/2MC	3,135	58164/2WC	3,250
48	36	29	P-Lam	58164/5MC	2,660	58164/5WC	2,770
54	36	29	Wood	58165/2MC	3,300	58165/2WC	3,415
54	36	29	P-Lam	58165/5MC	2,745	58165/5WC	2,855
60	36	29	Wood	58166/2MC	3,455	58166/2WC	3,565
60	36	29	P-Lam	58166/5MC	2,825	58166/5WC	2,940
66	36	29	Wood	58167/2MC	3,605	58167/2WC	3,715
66	36	29	P-Lam	58167/5MC	2,910	58167/5WC	3,020
72	36	29	Wood	58168/2MC	3,755	58168/2WC	3,865
72	36	29	P-Lam	58168/5MC	2,985	58168/5WC	3,095
78	36	29	Wood	58169/2MC	3,920	58169/2WC	4,030
78	36	29	P-Lam	58169/5MC	3,065	58169/5WC	3,180
84	36	29	Wood	58170/2MC	4,075	58170/2WC	4,185
84	36	29	P-Lam	58170/5MC	3,135	58170/5WC	3,245

MAGPOWER SOFT RECTANGLE 36" D

1" radius corner



1" RAD. CORNER

ONLY AVAILABLE
WHEN EXPOSED
PLYWOOD EDGE IS
SPECIFIED



L" x	D" x	H"	Top Finish	Model Number	List Price	Model Number	List Price
30	36	29	Wood	58171/2MC	2,715	58171/2WC	2,830
30	36	29	P-Lam	58171/5MC	2,445	58171/5WC	2,555
42	36	29	Wood	58173/2MC	2,990	58173/2WC	3,110
42	36	29	P-Lam	58173/5MC	2,575	58173/5WC	2,690
48	36	29	Wood	58174/2MC	3,215	58174/2WC	3,335
48	36	29	P-Lam	58174/5MC	2,725	58174/5WC	2,845
54	36	29	Wood	58175/2MC	3,385	58175/2WC	3,505
54	36	29	P-Lam	58175/5MC	2,815	58175/5WC	2,925
60	36	29	Wood	58176/2MC	3,545	58176/2WC	3,655
60	36	29	P-Lam	58176/5MC	2,900	58176/5WC	3,015
66	36	29	Wood	58177/2MC	3,700	58177/2WC	3,810
66	36	29	P-Lam	58177/5MC	2,985	58177/5WC	3,100
72	36	29	Wood	58178/2MC	3,850	58178/2WC	3,965
72	36	29	P-Lam	58178/5MC	3,065	58178/5WC	3,175
78	36	29	Wood	58179/2MC	4,020	58179/2WC	4,135
78	36	29	P-Lam	58179/5MC	3,140	58179/5WC	3,265
84	36	29	Wood	58180/2MC	4,180	58180/2WC	4,290
84	36	29	P-Lam	58180/5MC	3,215	58180/5WC	3,330

MAGPOWER™

Work Tables on Casters Design - Carl Gustav Magnusson



4 Metal Legs
on Casters




4 Wood Legs
on Casters

Tops are 1" Thick

MAGPOWER SOFT RECTANGLE 36" D 4" radius corner



4" RAD. CORNER



L" x	D" x	H"	Top Finish	Model Number	List Price	Model Number	List Price
30	36	29	Wood	58181/2MC	2,785	58181/2WC	2,905
30	36	29	P-Lam	58181/5MC	2,505	58181/5WC	2,620
42	36	29	Wood	58183/2MC	3,070	58183/2WC	3,190
42	36	29	P-Lam	58183/5MC	2,645	58183/5WC	2,760
48	36	29	Wood	58184/2MC	3,300	58184/2WC	3,420
48	36	29	P-Lam	58184/5MC	2,795	58184/5WC	2,915
54	36	29	Wood	58185/2MC	3,475	58185/2WC	3,595
54	36	29	P-Lam	58185/5MC	2,890	58185/5WC	3,000
60	36	29	Wood	58186/2MC	3,635	58186/2WC	3,750
60	36	29	P-Lam	58186/5MC	2,975	58186/5WC	3,095
66	36	29	Wood	58187/2MC	3,795	58187/2WC	3,910
66	36	29	P-Lam	58187/5MC	3,065	58187/5WC	3,180
72	36	29	Wood	58188/2MC	3,950	58188/2WC	4,065
72	36	29	P-Lam	58188/5MC	3,140	58188/5WC	3,255
78	36	29	Wood	58189/2MC	4,125	58189/2WC	4,240
78	36	29	P-Lam	58189/5MC	3,220	58189/5WC	3,345
84	36	29	Wood	58190/2MC	4,285	58190/2WC	4,400
84	36	29	P-Lam	58190/5MC	3,300	58190/5WC	3,415

MAGPOWER™

Square Work Tables on Levelers Design - Carl Gustav Magnusson



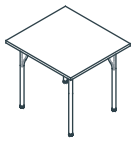
4 Metal Legs
on Levelers



4 Wood Legs
on Levelers

Tops are 1" Thick

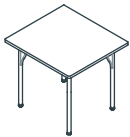
MAGPOWER SQUARE ON LEVELERS 90° corner



90° CORNER

L" x D" x H"	Top Finish	Model Number	List Price	Model Number	List Price
24 24 29	Wood	58191/2ML	2,350	58191/2WL	2,435
24 24 29	P-Lam	58191/5ML	2,230	58191/5WL	2,345
30 30 29	Wood	58192/2ML	2,520	58192/2WL	2,640
30 30 29	P-Lam	58192/5ML	2,340	58192/5WL	2,450
36 36 29	Wood	58193/2ML	2,790	58193/2WL	2,900
36 36 29	P-Lam	58193/5ML	2,455	58193/5WL	2,565
42 42 29	Wood	58194/2ML	3,095	58194/2WL	3,205
42 42 29	P-Lam	58194/5ML	2,590	58194/5WL	2,705
48 48 29	Wood	58195/2ML	3,605	58195/2WL	3,720
48 48 29	P-Lam	58195/5ML	2,925	58195/5WL	3,040
54 54 29	Wood	58196/2ML	4,045	58196/2WL	4,160
54 54 29	P-Lam	58196/5ML	3,170	58196/5WL	3,280
60 60 29	Wood	58197/2ML	4,565	58197/2WL	4,680
60 60 29	P-Lam	58197/5ML	3,445	58197/5WL	3,555

MAGPOWER SQUARE ON LEVELERS 1" radius corner



1" RAD. CORNER

ONLY AVAILABLE
WHEN EXPOSED
PLYWOOD EDGE IS
SPECIFIED

L" x D" x H"	Top Finish	Model Number	List Price	Model Number	List Price
24 24 29	Wood	58198/2ML	2,430	58198/2WL	2,545
24 24 29	P-Lam	58198/5ML	2,330	58198/5WL	2,455
30 30 29	Wood	58199/2ML	2,640	58199/2WL	2,760
30 30 29	P-Lam	58199/5ML	2,450	58199/5WL	2,565
36 36 29	Wood	58200/2ML	2,920	58200/2WL	3,035
36 36 29	P-Lam	58200/5ML	2,570	58200/5WL	2,685
42 42 29	Wood	58201/2ML	3,240	58201/2WL	3,355
42 42 29	P-Lam	58201/5ML	2,710	58201/5WL	2,830
48 48 29	Wood	58202/2ML	3,775	58202/2WL	3,900
48 48 29	P-Lam	58202/5ML	3,065	58202/5WL	3,185
54 54 29	Wood	58203/2ML	4,240	58203/2WL	4,360
54 54 29	P-Lam	58203/5ML	3,315	58203/5WL	3,430
60 60 29	Wood	58204/2ML	4,785	58204/2WL	4,905
60 60 29	P-Lam	58204/5ML	3,610	58204/5WL	3,725

MAGPOWER™

Square Work Tables on Levelers Design - Carl Gustav Magnusson



Tops are 1" Thick



4 Metal Legs
on Levelers



4 Wood Legs
on Levelers

MAGPOWER SQUARE ON LEVELERS 4" radius corner



4" RAD. CORNER

L" x D"	H"	Top Finish	Model Number	List Price	Model Number	List Price
24 x 24	29	Wood	58205/2ML	2,540	58205/2WL	2,660
24 x 24	29	P-Lam	58205/5ML	2,435	58205/5WL	2,570
30 x 30	29	Wood	58206/2ML	2,760	58206/2WL	2,890
30 x 30	29	P-Lam	58206/5ML	2,565	58206/5WL	2,685
36 x 36	29	Wood	58207/2ML	3,060	58207/2WL	3,180
36 x 36	29	P-Lam	58207/5ML	2,690	58207/5WL	2,810
42 x 42	29	Wood	58208/2ML	3,395	58208/2WL	3,515
42 x 42	29	P-Lam	58208/5ML	2,835	58208/5WL	2,965
48 x 48	29	Wood	58209/2ML	3,955	58209/2WL	4,080
48 x 48	29	P-Lam	58209/5ML	3,205	58209/5WL	3,335
54 x 54	29	Wood	58210/2ML	4,445	58210/2WL	4,570
54 x 54	29	P-Lam	58210/5ML	3,475	58210/5WL	3,595
60 x 60	29	Wood	58211/2ML	5,015	58211/2WL	5,140
60 x 60	29	P-Lam	58211/5ML	3,780	58211/5WL	3,905

MAGPOWER™

Square Work Tables on Casters Design - Carl Gustav Magnusson



Tops are 1" Thick



4 Metal Legs
on Casters



4 Wood Legs
on Casters

MAGPOWER SQUARE ON CASTERS 90° corner



90° CORNER

L" x	D" x	H"	Top Finish	Model Number	List Price	Model Number	List Price
24	24	29	Wood	58191/2MC	2,325	58191/2WC	2,435
24	24	29	P-Lam	58191/5MC	2,230	58191/5WC	2,345
30	30	29	Wood	58192/2MC	2,520	58192/2WC	2,640
30	30	29	P-Lam	58192/5MC	2,340	58192/5WC	2,450
36	36	29	Wood	58193/2MC	2,790	58193/2WC	2,900
36	36	29	P-Lam	58193/5MC	2,455	58193/5WC	2,565
42	42	29	Wood	58194/2MC	3,095	58194/2WC	3,205
42	42	29	P-Lam	58194/5MC	2,590	58194/5WC	2,705
48	48	29	Wood	58195/2MC	3,605	58195/2WC	3,720
48	48	29	P-Lam	58195/5MC	2,925	58195/5WC	3,040
54	54	29	Wood	58196/2MC	4,045	58196/2WC	4,160
54	54	29	P-Lam	58196/5MC	3,170	58196/5WC	3,280
60	60	29	Wood	58197/2MC	4,565	58197/2WC	4,680
60	60	29	P-Lam	58197/5MC	3,445	58197/5WC	3,555

MAGPOWER SQUARE ON CASTERS 1" radius Corner



1" RAD. CORNER

ONLY AVAILABLE
WHEN EXPOSED
PLYWOOD EDGE IS
SPECIFIED

L" x	D" x	H"	Top Finish	Model Number	List Price	Model Number	List Price
24	24	29	Wood	58198/2MC	2,430	58198/2WC	2,545
24	24	29	P-Lam	58198/5MC	2,330	58198/5WC	2,455
30	30	29	Wood	58199/2MC	2,640	58199/2WC	2,760
30	30	29	P-Lam	58199/5MC	2,450	58199/5WC	2,565
36	36	29	Wood	58200/2MC	2,920	58200/2WC	3,035
36	36	29	P-Lam	58200/5MC	2,570	58200/5WC	2,685
42	42	29	Wood	58201/2MC	3,240	58201/2WC	3,355
42	42	29	P-Lam	58201/5MC	2,710	58201/5WC	2,830
48	48	29	Wood	58202/2MC	3,775	58202/2WC	3,900
48	48	29	P-Lam	58202/5MC	3,065	58202/5WC	3,185
54	54	29	Wood	58203/2MC	4,240	58203/2WC	4,360
54	54	29	P-Lam	58203/5MC	3,315	58203/5WC	3,430
60	60	29	Wood	58204/2MC	4,785	58204/2WC	4,905
60	60	29	P-Lam	58204/5MC	3,610	58204/5WC	3,725

MAGPOWER™

Square Work Tables on Casters Design - Carl Gustav Magnusson



Tops are 1" Thick



4 Metal Legs
on Casters



4 Wood Legs
on Casters

MAGPOWER SQUARE ON CASTERS 4" radius Corner



4"RAD. CORNER

L" x D"	H"	Top Finish	Model Number	List Price	Model Number	List Price
24 x 24	29	Wood	58205/2MC	2,540	58205/2WC	2,660
24 x 24	29	P-Lam	58205/5MC	2,435	58205/5WC	2,570
30 x 30	29	Wood	58206/2MC	2,760	58206/2WC	2,890
30 x 30	29	P-Lam	58206/5MC	2,565	58206/5WC	2,685
36 x 36	29	Wood	58207/2MC	3,060	58207/2WC	3,180
36 x 36	29	P-Lam	58207/5MC	2,690	58207/5WC	2,810
42 x 42	29	Wood	58208/2MC	3,395	58208/2WC	3,515
42 x 42	29	P-Lam	58208/5MC	2,835	58208/5WC	2,965
48 x 48	29	Wood	58209/2MC	3,955	58209/2WC	4,080
48 x 48	29	P-Lam	58209/5MC	3,205	58209/5WC	3,335
54 x 54	29	Wood	58210/2MC	4,445	58210/2WC	4,570
54 x 54	29	P-Lam	58210/5MC	3,475	58210/5WC	3,595
60 x 60	29	Wood	58211/2MC	5,015	58211/2WC	5,140
60 x 60	29	P-Lam	58211/5MC	3,780	58211/5WC	3,905



Tops are 1" Thick



**4 Metal Legs
on Levelers**



**4 Wood Legs
on Levelers**

**MAGPOWER ROUND ON
LEVELERS**



Diameter x H"	Top Finish	Model Number	List Price	Model Number	List Price
24 29	Wood	58232/ML	2,165	58233/2WL	2,275
24 29	P-Lam	58233/5ML	2,050	58233/5WL	2,165
30 29	Wood	58234/2ML	2,385	58234/2WL	2,500
30 29	P-Lam	58234/5ML	2,165	58234/5WL	2,275
36 29	Wood	58235/2ML	2,640	58235/2WL	2,755
36 29	P-Lam	58235/5ML	2,300	58235/5WL	2,415
42 29	Wood	58236/2ML	2,975	58236/2WL	3,090
42 29	P-Lam	58236/5ML	2,450	58236/5WL	2,560
48 29	Wood	58237/2ML	3,620	58237/2WL	3,730
48 29	P-Lam	58237/5ML	2,865	58237/5WL	2,975
54 29	Wood	58238/2ML	4,095	58238/2WL	4,210
54 29	P-Lam	58238/5ML	3,140	58238/5WL	3,250
60 29	Wood	58239/2ML	4,620	58239/2WL	4,735
60 29	P-Lam	58239/5ML	3,450	58239/5WL	3,560



Tops are 1" Thick



**4 Metal Legs
on Casters**



**4 Wood Legs
on Casters**

**MAGPOWER ROUND ON
CASTERS**




Diameter x H"	Top Finish	Model Number	List Price	Model Number	List Price
24 29	Wood	58240/2MC	2,395	58240/2WC	2,505
24 29	P-Lam	58240/5MC	2,280	58240/5WC	2,395
30 29	Wood	58241/2MC	2,615	58241/2WC	2,730
30 29	P-Lam	58241/5MC	2,395	58241/5WC	2,505
36 29	Wood	58242/2MC	2,870	58242/2WC	2,985
36 29	P-Lam	58242/5MC	2,535	58242/5WC	2,650
42 29	Wood	58243/2MC	3,205	58243/2WC	3,320
42 29	P-Lam	58243/5MC	2,680	58243/5WC	2,790
48 29	Wood	58244/2MC	3,850	58244/2WC	3,960
48 29	P-Lam	58244/5MC	3,095	58244/5WC	3,205
54 29	Wood	58245/2MC	4,330	58245/2WC	4,440
54 29	P-Lam	58245/5MC	3,375	58245/5WC	3,485
60 29	Wood	58246/2MC	4,855	58246/2WC	4,965
60 29	P-Lam	58246/5MC	3,685	58246/5WC	3,795

METRONOME™ TABLES

SHAPES, SIZES, EDGE & BASE DETAILS Design - Fig40

2 SUPPORTS



84" x 42" to 120" x 48"
note: 120" tops are in 2 pieces




48" x 48" to 72" x 72"
note: 66" & 72" tops are in 2 pieces



48" dia to 72" dia



3 SUPPORTS



132" x 48" to 216" x 60"



SURFACE SHAPES

Metronome Table top is 1¼" thick with overall table height 29"H.



super ellipse



boat



rectangle with radius corners



rectangle



square with radius corners

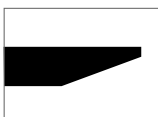


square




round


EDGE DETAILS



Taper Edge (TE)



Self Edge (SE)



Facet Edge (FE)

FINISHES

All standard Nienkämper veneers and laminates.

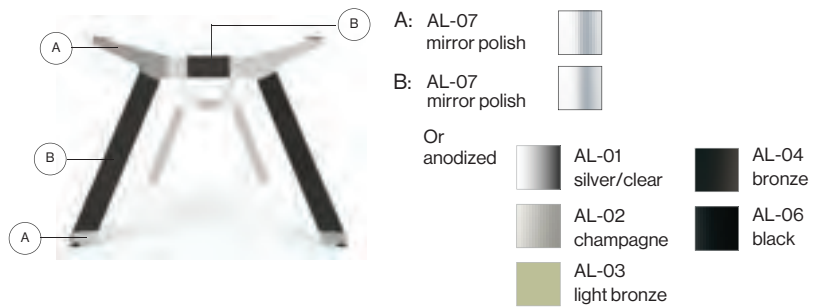
For select finish types, 6" radius corners are available on rectangular shaped tops.

Power Trough interior surfaces are available with a variety of painted finishes.

BASE FINISHES

Metronome™ Table bases are offered with a variety of finish options.

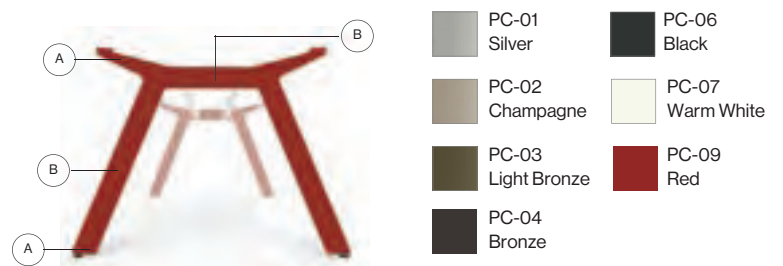
Finishes can be matching in color and finish or be mixed and matched to create a unique combination.



Base shown: illustrates combination finish. Matching finish consists of all components being visually equal.

The model number you select for the table base determines the finish of the base. For example: Model #39440/2 is a 120" x 48" rectangular Metronome™ Table with a mirror polish finish. Model #39410/2 is the same shape and size with an anodized finish on portion "B" but with mirror polished finish on portion "A" as shown on above.

A & B in powder coat paint finish, see below options:



Metronome Table bases in red powder coat finish PC-09

For tables with bases in powder coat, list price is the same as anodized bases. To select powder coat finish, please use the model # of anodized bases and add "PC" at the end. For example, 39403PC/2 is a 84"L x 42"D x 29"H Metronome™ Table with no power trough and bases in powder coat finish.

Note: Stretcher rails are always silver anodized finish

METRONOME™ TABLES

FORUM WIRING OPTIONS & CABLE MANAGEMENT

Design - Fig40

Metronome™ Tables have been developed to accommodate a surface mounted or trough mounted connectivity device installation.


Surface-mounted connectivity



top mount
power/data options



Vox® Forums are only available as a surface mount installation. Please contact customer service to determine which model best suits your needs. Vox® Forums are priced separately. See Vox® Forums configurator at www.nienkamper.com




Expandable cable
conduit

Linked cable conduit

Cables are directed to the floor with either an expandable or linked cable conduit. Both solutions accommodate core drills with their large base ring. Wire capacity is 2"-4" dia for the expandable cable conduit and eighteen 16 GA cables for the linked. Both models are available in black, silver or clear.

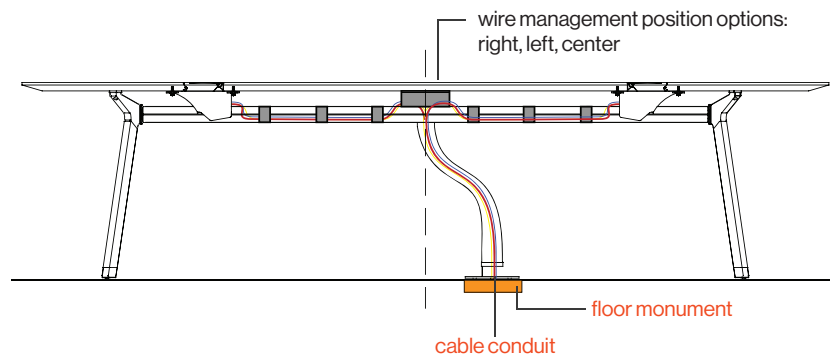
Surface-mounted connectivity wiring



wire clip

Metronome™ Tables specified with Vox® Forums include plastic wire clips that guide cables from Forum to cable conduit.

Vox® Forums



METRONOME™ TABLES

FORUM WIRING OPTIONS & CABLE MANAGEMENT

Design - Fig40

Trough-mounted connectivity



Metronome troughs have two 6-port Simple Forum. See page 111-114 for Simple Forum options.

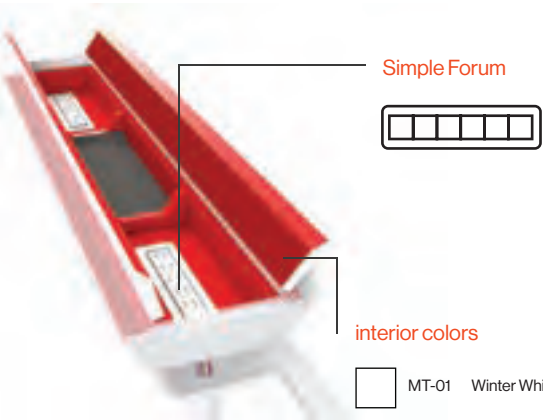
Cables are directed to the floor with either an expandable or linked cable conduit. Both solutions accommodate core drills with their large base ring. Wire capacity is 2"-4" dia for the expandable cable conduit and eighteen 16 GA cables for the linked. Both models available in black, silver or clear color options.

Expandable cable conduit

Linked cable conduit

Trough-mounted connectivity wiring

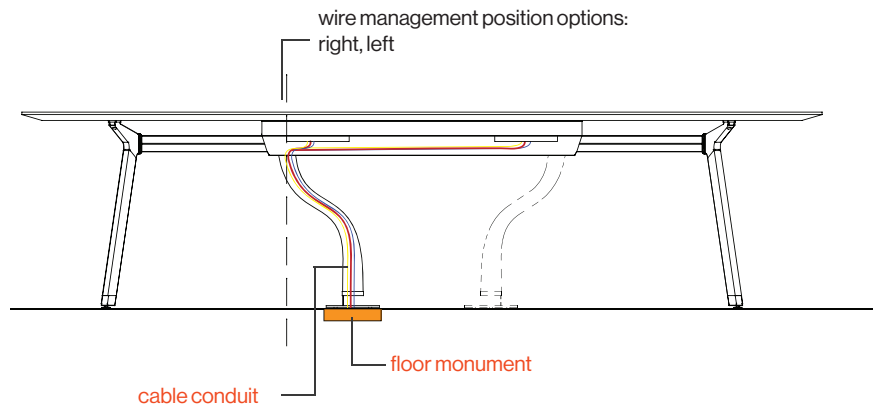
Metronome™ Tables specified with a wire trough manage power box cables with an integrated lower cover. This directs the cables into the cable conduit.



Simple Forum

interior colors

- MT-01 Winter White
- MT-02 Ocean Blue
- MT-03 Lush Green
- MT-04 Passion Red
- MT-05 Midnight Black

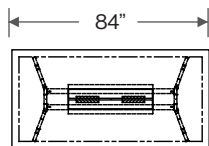


Standard trough interior surfaces (including lid interior) are painted one of the 5 colors offered above. Standard trough lid exterior surface to match top finish and material. Contrasting laminates or brushed aluminum p.lam (PL-25 Formica Deco Metal M2022) is also available with upcharge. Contact customer service at 800.668.9318 for pricing.

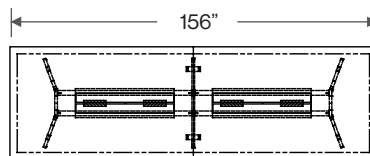
METRONOME™ TABLES

WIRE TROUGH SPECIFICATIONS Design - Fig40

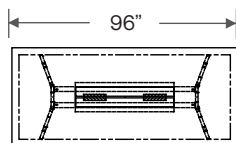
Metronome™ Tables specified with wire troughs are pre-sized according to table length. Troughs are standard with 2 power boxes.



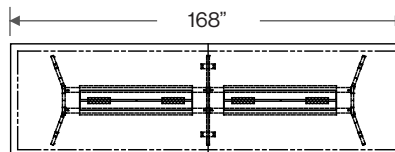
1-trough - 36"L
2-power/data boxes



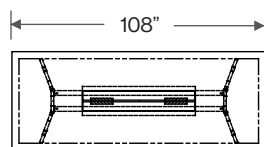
2-troughs - 42"L
4-power/data boxes



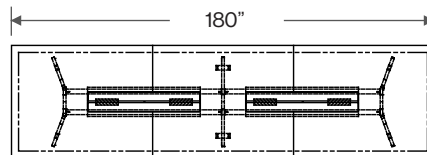
1-trough - 42"L
2-power/data boxes



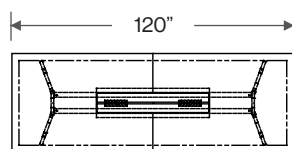
2-troughs - 48"L
4-power/data boxes



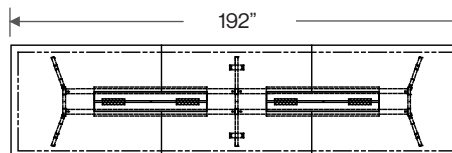
1-trough - 48"L
2-power/data boxes



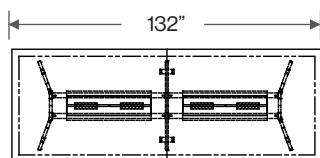
2-troughs - 48"L
4-power/data boxes



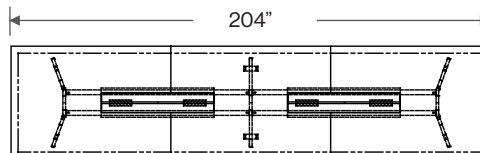
1-trough - 48"L
2-power/data boxes



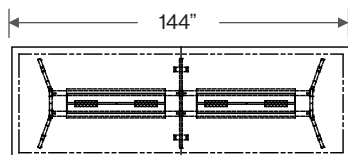
2-troughs - 48"L
4-power/data boxes



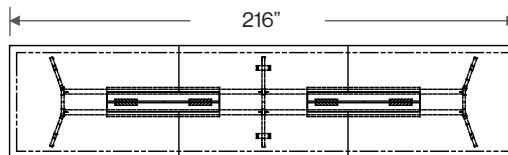
2-troughs - 36"L
4-power/data boxes



2-troughs - 48"L
4-power/data boxes



2-troughs - 42"L
4-power/data boxes



2-troughs - 48"L
4-power/data boxes

ELECTRICS, POWER OPTIONS

List Price

Pre-configured SIMPLE Forum (6 ports 9³/₄" L x 2" W)

Model # 39941/6 pre-wired power

1P	1P	A5	A5	B	B
----	----	----	----	---	---

 \$810

2 x pre-wired power with 10ft cord
2 x SIEMON CAT6 data with 10ft cord
2 x blank plate

Model # 39942/6 site-wired power

1P-SW	1P-SW	A5	A5	B	B
-------	-------	----	----	---	---

 \$880

2 x site-wired power with 6ft metallic shielded cable
2 x SIEMON CAT6 data with 10ft cord
2 x blank plate

Model # 39943/6 pre-wired power

1P	1P	A5	A5	G	C
----	----	----	----	---	---

 \$985

2 x pre-wired power with 10ft cord
2 x SIEMON CAT6 data with 10ft cord
1 x HD-DB15/VGA connector with 10ft cord
1 x audio 3.5mm mini stereo jack with 10 ft cord

Model # 39944/6 site-wired power

1P-SW	1P-SW	A5	A5	G	C
-------	-------	----	----	---	---

 \$1,060

2 x site-wired power with 6ft metallic shielded cable
2 x SIEMON CAT6 data with 10ft cord
1 x HD-DB15/VGA connector with 10ft cord
1 x audio 3.5mm mini stereo jack with 10ft cord

Pre-configured SIMPLE Forum (6 ports 9¾” L x 2” W)

<p>Model # 39945/6</p>	<p>pre-wired power</p>	<table border="1" style="border-collapse: collapse; width: 100%;"> <tr> <td style="padding: 2px 5px;">1P</td> <td style="padding: 2px 5px;">1P</td> <td style="padding: 2px 5px;">A5</td> <td style="padding: 2px 5px;">A5</td> <td style="padding: 2px 5px;">HD</td> <td style="padding: 2px 5px;">H</td> </tr> </table> <p>2 x pre-wired power with 10ft cord 2 x SIEMON CAT6 data with 10ft cord 1 x HDMI coupler with 18” cord 1 x USB port 3.0 with 10ft cord</p>	1P	1P	A5	A5	HD	H	<p>\$1,010</p>
1P	1P	A5	A5	HD	H				
<p>Model # 39946/6</p>	<p>site-wired power</p>	<table border="1" style="border-collapse: collapse; width: 100%;"> <tr> <td style="padding: 2px 5px;">1P-SW</td> <td style="padding: 2px 5px;">1P-SW</td> <td style="padding: 2px 5px;">A5</td> <td style="padding: 2px 5px;">A5</td> <td style="padding: 2px 5px;">HD</td> <td style="padding: 2px 5px;">H</td> </tr> </table> <p>2 x site-wired power with 6ft metallic shielded cable 2 x SIEMON CAT6 data with 10ft cord; 1 x HDMI coupler with 18” cord 1 x USB port 3.0 with 10ft cord</p>	1P-SW	1P-SW	A5	A5	HD	H	<p>\$1,080</p>
1P-SW	1P-SW	A5	A5	HD	H				
<p>Model # 39947/6</p>	<p>pre-wired power</p>	<table border="1" style="border-collapse: collapse; width: 100%;"> <tr> <td style="padding: 2px 5px;">1P</td> <td style="padding: 2px 5px;">1P</td> <td style="padding: 2px 5px;">1P</td> <td style="padding: 2px 5px;">A5</td> <td style="padding: 2px 5px;">A5</td> <td style="padding: 2px 5px;">A5</td> </tr> </table> <p>3 x pre-wired power with 10ft cord 3 x SIEMON CAT6 data with 10ft cord</p>	1P	1P	1P	A5	A5	A5	<p>\$965</p>
1P	1P	1P	A5	A5	A5				
<p>Model # 39948/6</p>	<p>site-wired power</p>	<table border="1" style="border-collapse: collapse; width: 100%;"> <tr> <td style="padding: 2px 5px;">1P-SW</td> <td style="padding: 2px 5px;">1P-SW</td> <td style="padding: 2px 5px;">1P-SW</td> <td style="padding: 2px 5px;">A5</td> <td style="padding: 2px 5px;">A5</td> <td style="padding: 2px 5px;">A5</td> </tr> </table> <p>3 x site-wired power with 6ft metallic shielded cable 3 x SIEMON CAT6 data with 10ft cord</p>	1P-SW	1P-SW	1P-SW	A5	A5	A5	<p>\$1,025</p>
1P-SW	1P-SW	1P-SW	A5	A5	A5				

Pre-configured SIMPLE Forum (6 ports, for client’s own data fitting)

Model # 39951	pre-wired power	<table border="1" style="border-collapse: collapse; width: 150px; height: 25px;"> <tr> <td style="padding: 2px 5px;">1P</td> <td style="padding: 2px 5px;">1P</td> <td style="padding: 2px 5px;">O</td> <td style="padding: 2px 5px;">O</td> <td style="padding: 2px 5px;">O</td> <td style="padding: 2px 5px;">O</td> </tr> </table>	1P	1P	O	O	O	O	\$595
1P	1P	O	O	O	O				
		2 x pre-wired power with 10ft cord 4 x open port/data adapter to fit in client’s own data fitting and cord							
Model # 39952	site-wired power	<table border="1" style="border-collapse: collapse; width: 150px; height: 25px;"> <tr> <td style="padding: 2px 5px;">1P-SW</td> <td style="padding: 2px 5px;">1P-SW</td> <td style="padding: 2px 5px;">O</td> <td style="padding: 2px 5px;">O</td> <td style="padding: 2px 5px;">O</td> <td style="padding: 2px 5px;">O</td> </tr> </table>	1P-SW	1P-SW	O	O	O	O	\$625
1P-SW	1P-SW	O	O	O	O				
		2 x site-wired power with 6ft metallic shielded cable 4 x open port/data adapter to fit in client’s own data fitting and cord							
Model # 39953	pre-wired power	<table border="1" style="border-collapse: collapse; width: 150px; height: 25px;"> <tr> <td style="padding: 2px 5px;">1P</td> <td style="padding: 2px 5px;">1P</td> <td style="padding: 2px 5px;">1P</td> <td style="padding: 2px 5px;">O</td> <td style="padding: 2px 5px;">O</td> <td style="padding: 2px 5px;">O</td> </tr> </table>	1P	1P	1P	O	O	O	\$615
1P	1P	1P	O	O	O				
		3 x pre-wired power with 10ft cord 3 x open port/data adapter to fit in client’s own data fitting and cord							
Model # 39954	site-wired power	<table border="1" style="border-collapse: collapse; width: 150px; height: 25px;"> <tr> <td style="padding: 2px 5px;">1P-SW</td> <td style="padding: 2px 5px;">1P-SW</td> <td style="padding: 2px 5px;">1P-SW</td> <td style="padding: 2px 5px;">O</td> <td style="padding: 2px 5px;">O</td> <td style="padding: 2px 5px;">O</td> </tr> </table>	1P-SW	1P-SW	1P-SW	O	O	O	\$660
1P-SW	1P-SW	1P-SW	O	O	O				
		3 x site-wired power with 6ft metallic shielded cable 3 x open port/data adapter to fit in client’s own data fitting and cord							

Each open port selected will be supplied with one set of data adapter kit contains 2 “AA”, 2 “BB”, 2 “CC”, 2 “DD”, 2 “EE”, 2 “FF”, 1 “GG” and 1 “HH”. adapter. The data adapter can accommodate the following data fitting from manufacturer:

• Simple Forum is available in black or white finish.

CUSTOM SIMPLE FORUM OPTIONS

List Price

CUSTOM SIMPLE FORUM

Base Model For Simple Forum (6 Ports)

\$320



Model #: **CX6P** - _____



S-1P - 1 power receptacle with 10' white cord

\$145



S-1P-SW - 1 power receptacle hard wired with a 6' whip

\$165



A5 - SIEMON CAT 6 data fitting with 10' connector cable

\$180



C - Audio- 3.5mm Mini stereo Jack with 10' cord

\$90



H - USB port 3.0 with 10ft cord

\$135



2U - Stacked USB charger A+C

\$170



3U - Dual USB C charger

\$170



G - DB15HD, VGA connector, 10' cord

\$195



HD - HDMI Coupler with 18" cord

\$195



B - Blank plate

\$65



O - Open port, for client's own data fitting. Each port selected will be supplied with one set of data adapter kit

\$65



L - Belay 1" dia. hole opening rubber strain relief pass through cords

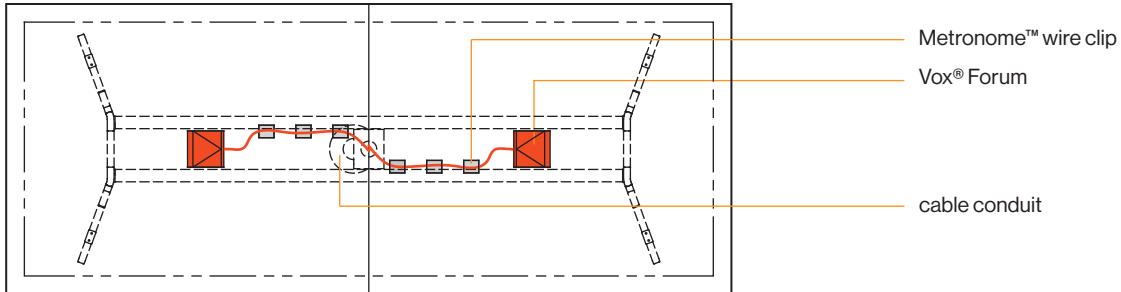
\$65

METRONOME™ TABLES

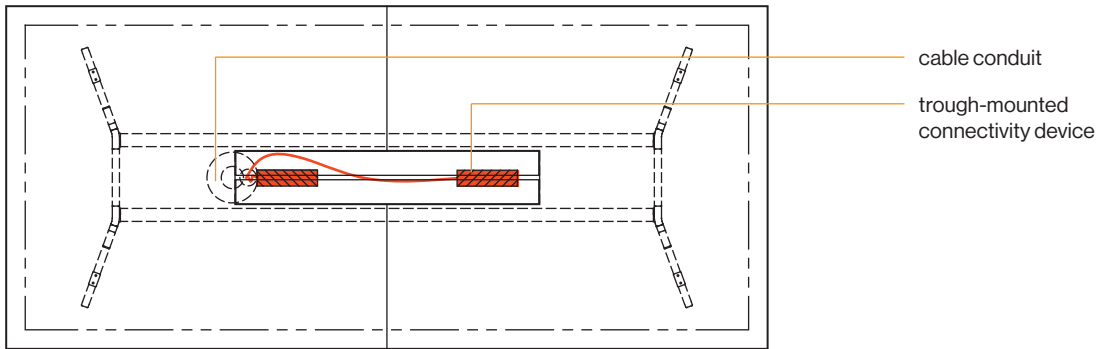
CONNECTIVITY DEVICE TO FLOOR WIRE ROUTING DETAILS Design - Fig40

Metronome™ Tables offer a variety of wire routing options that carry cables from the connectivity device to the floor monument.

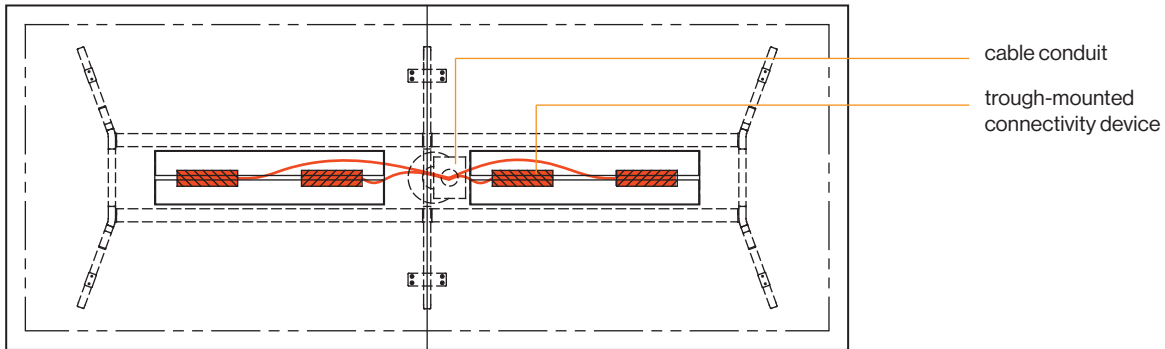
Tables with surface-mounted connectivity



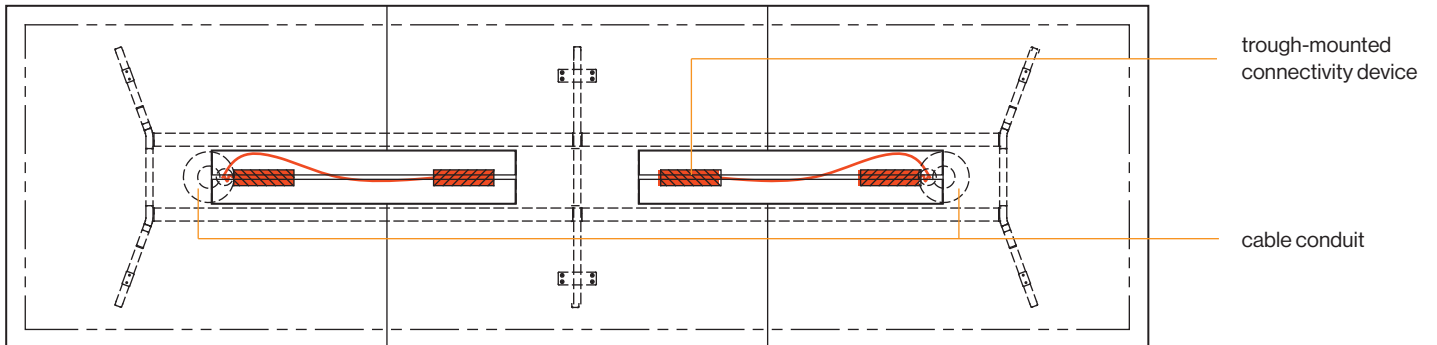
Tables with single wire trough



Tables with dual wire troughs – standard wiring requirements



Tables with dual wire troughs – high capacity wiring requirements



METRONOME™ TABLES

SQUARE Design - Fig40



Table Top  **No Power Trough** Table height = 29"
 Square

2 Supports



Specify edge type: add the two letter code after the model number



Note: For powder coat bases, please use model # of anodized bases and add "PC" at the end, e.g. 39403PC/2.

Anodized Bases

L"	X	D"	Sugg Seat Capacity *	Top Finish	Top Sections	Model Number	List Price
48	48	2-4		Veneer	1	39881/2	3,965
48	48	2-4		Laminate	1	39881/5	3,360
54	54	4-6		Veneer	1	39882/2	4,795
54	54	4-6		Laminate	1	39882/5	4,040
60	60	6-8		Veneer	1	39883/2	5,750
60	60	6-8		Laminate	1	39883/5	4,795
66	66	6-8		Veneer	2	39884/2	7,095
66	66	6-8		Laminate	2	39884/5	5,750
72	72	6-8		Veneer	2	39885/2	7,905
72	72	6-8		Laminate	2	39885/5	6,495

Polished Bases

L"	X	D"	Sugg Seat Capacity *	Top Finish	Top Sections	Model Number	List Price
48	48	2-4		Veneer	1	39886/2	4,040
48	48	2-4		Laminate	1	39886/5	3,490
54	54	4-6		Veneer	1	39887/2	4,910
54	54	4-6		Laminate	1	39887/5	4,155
60	60	6-8		Veneer	1	39888/2	5,830
60	60	6-8		Laminate	1	39888/5	4,910
66	66	6-8		Veneer	2	39889/2	7,260
66	66	6-8		Laminate	2	39889/5	5,905
72	72	6-8		Veneer	2	39890/2	7,965
72	72	6-8		Laminate	2	39890/5	6,630

* Based on a chair width of 25"

METRONOME™ TABLES

SQUARE WITH TROUGH Design - Fig40



Table Top  **With Power Trough** Table height = 29"
 Square

2 Supports



Specify edge type: add the two letter code after the model number



Note: For powder coat bases, please use model # of anodized bases and add "PC" at the end, e.g. 39403PC/2.

Anodized Bases

L"	X	D"	Sugg Seat Capacity*	Top Finish	Top Sections	Model Number	List Price
48	48	2-4		Veneer	1	39901/2	5,230
48	48	2-4		Laminate	1	39901/5	4,635
54	54	4-6		Veneer	1	39902/2	6,055
54	54	4-6		Laminate	1	39902/5	5,310
60	60	6-8		Veneer	1	39903/2	7,020
60	60	6-8		Laminate	1	39903/5	6,055
66	66	6-8		Veneer	2	39904/2	8,375
66	66	6-8		Laminate	2	39904/5	7,020
72	72	6-8		Veneer	2	39905/2	9,170
72	72	6-8		Laminate	2	39905/5	7,755

Polished Bases


L"	X	D"	Sugg Seat Capacity*	Top Finish	Top Sections	Model Number	List Price
48	48	2-4		Veneer	1	39906/2	5,310
48	48	2-4		Laminate	1	39906/5	4,755
54	54	4-6		Veneer	1	39907/2	6,190
54	54	4-6		Laminate	1	39907/5	5,430
60	60	6-8		Veneer	1	39908/2	7,095
60	60	6-8		Laminate	1	39908/5	6,190
66	66	6-8		Veneer	2	39909/2	8,520
66	66	6-8		Laminate	2	39909/5	7,185
72	72	6-8		Veneer	2	39910/2	9,230
72	72	6-8		Laminate	2	39910/5	7,905

METRONOME™ TABLES

SOFT SQUARE Design - Fig40



Table Top  **No Power Trough** Table height = 29"
 Square with soft corners

2 Supports 

Specify edge type: add the two letter code after the model number

  
 Taper Edge (TE) Self Edge (SE) Facet Edge (FE)

Note: For powder coat bases, please use model # of anodized bases and add "PC" at the end, e.g. 39403PC/2.

Anodized Bases

L"	X	D"	Sugg Seat Capacity*	Top Finish	Top Sections	Model Number	List Price
48	48	2-4		Veneer	1	39891/2	4,090
48	48	2-4		Laminate	1	39891/5	3,465
54	54	4-6		Veneer	1	39892/2	4,935
54	54	4-6		Laminate	1	39892/5	4,155
60	60	6-8		Veneer	1	39893/2	5,930
60	60	6-8		Laminate	1	39893/5	4,935
66	66	6-8		Veneer	2	39894/2	7,300
66	66	6-8		Laminate	2	39894/5	5,930
72	72	6-8		Veneer	2	39895/2	8,135
72	72	6-8		Laminate	2	39895/5	6,685

Polished Bases

L"	X	D"	Sugg Seat Capacity*	Top Finish	Top Sections	Model Number	List Price
48	48	2-4		Veneer	1	39896/2	4,155
48	48	2-4		Laminate	1	39896/5	3,595
54	54	4-6		Veneer	1	39897/2	5,055
54	54	4-6		Laminate	1	39897/5	4,280
60	60	6-8		Veneer	1	39898/2	6,005
60	60	6-8		Laminate	1	39898/5	5,055
66	66	6-8		Veneer	2	39899/2	7,475
66	66	6-8		Laminate	2	39899/5	6,085
72	72	6-8		Veneer	2	39900/2	8,210
72	72	6-8		Laminate	2	39900/5	6,815

* Based on a chair width of 25"

METRONOME™ TABLES

SOFT SQUARE WITH TROUGH Design - Fig40



Table Top  **With Power Trough** Table height = 29"
 Square with soft corners

2 Supports



Specify edge type: add the two letter code after the model number



Taper Edge (TE) Self Edge (SE) Facet Edge (FE)

Note: For powder coat bases, please use model # of anodized bases and add "PC" at the end, e.g. 39403PC/2.

Anodized Bases

L"	X	D"	Sugg Seat Capacity*	Top Finish	Top Sections	Model Number	List Price
48	48	4-6		Veneer	1	39911/2	5,355
48	48	4-6		Laminate	1	39911/5	4,740
54	54	4-6		Veneer	1	39912/2	6,215
54	54	4-6		Laminate	1	39912/5	5,430
60	60	6-8		Veneer	1	39913/2	7,215
60	60	6-8		Laminate	1	39913/5	6,215
66	66	6-8		Veneer	2	39914/2	8,570
66	66	6-8		Laminate	2	39914/5	7,215
72	72	6-8		Veneer	2	39915/2	9,400
72	72	6-8		Laminate	2	39915/5	7,955

Polished Bases

L"	X	D"	Sugg Seat Capacity*	Top Finish	Top Sections	Model Number	List Price
48	48	4-6		Veneer	1	39916/2	5,430
48	48	4-6		Laminate	1	39916/5	4,855
54	54	4-6		Veneer	1	39917/2	6,325
54	54	4-6		Laminate	1	39917/5	5,550
60	60	6-8		Veneer	1	39918/2	7,270
60	60	6-8		Laminate	1	39918/5	6,325
66	66	6-8		Veneer	2	39919/2	8,735
66	66	6-8		Laminate	2	39919/5	7,340
72	72	6-8		Veneer	2	39920/2	9,475
72	72	6-8		Laminate	2	39920/5	8,075

* Based on a chair width of 25"

METRONOME™ TABLES

ROUND Design - Fig40



Table height = 29"

2 Supports



Specify edge type: add the two letter code after the model number



Taper Edge (TE)

Self Edge (SE)

Facet Edge (FE)

Note: For powder coat bases, please use model # of anodized bases and add "PC" at the end, e.g. 39403PC/2.

Anodized Bases

L"	X	D"	Sugg Seat Capacity*	Top Finish	Top Sections	Model Number	List Price
48		48		Veneer	1	39921/2	4,090
48		48		Laminate	1	39921/5	3,465
54		54		Veneer	1	39922/2	4,935
54		54		Laminate	1	39922/5	4,155
60		60		Veneer	1	39923/2	5,930
60		60		Laminate	1	39923/5	4,935
66		66		Veneer	2	39924/2	7,300
66		66		Laminate	2	39924/5	5,930
72		72		Veneer	2	39925/2	8,135
72		72		Laminate	2	39925/5	6,685


Polished Bases

L"	X	D"	Sugg Seat Capacity*	Top Finish	Top Sections	Model Number	List Price
48		48		Veneer	1	39926/2	4,155
48		48		Laminate	1	39926/5	3,595
54		54		Veneer	1	39927/2	5,055
54		54		Laminate	1	39927/5	4,280
60		60		Veneer	1	39928/2	6,005
60		60		Laminate	1	39928/5	5,055
66		66		Veneer	2	39929/2	7,475
66		66		Laminate	2	39929/5	6,085
72		72		Veneer	2	39930/2	8,210
72		72		Laminate	2	39930/5	6,815

* Based on a chair width of 25"

METRONOME™ TABLES

ROUND WITH TROUGH Design - Fig40



With Power Trough

Table height = 29"

Round

2 Supports



Specify edge type: add the two letter code after the model number



Taper Edge (TE)



Self Edge (SE)



Facet Edge (FE)

Note: For powder coat bases, please use model # of anodized bases and add "PC" at the end, e.g. 39403PC/2.

Anodized Bases

L"	X	D"	Sugg Seat Capacity *	Top Finish	Top Sections	Model Number	List Price
48		48		Veneer	1	39931/2	5,355
48	48			Laminate	1	39931/5	4,740
54		54		Veneer	1	39932/2	6,215
54	54			Laminate	1	39932/5	5,430
60		60		Veneer	1	39933/2	7,215
60	60			Laminate	1	39933/5	6,215
66		66		Veneer	2	39934/2	8,570
66	66			Laminate	2	39934/5	7,215
72		72		Veneer	2	39935/2	9,400
72	72			Laminate	2	39935/5	7,955

Polished Bases

L"	X	D"	Sugg Seat Capacity *	Top Finish	Top Sections	Model Number	List Price
48		48		Veneer	1	39936/2	5,430
48	48			Laminate	1	39936/5	4,855
54		54		Veneer	1	39937/2	6,325
54	54			Laminate	1	39937/5	5,550
60		60		Veneer	1	39938/2	7,270
60	60			Laminate	1	39938/5	6,325
66		66		Veneer	2	39939/2	8,735
66	66			Laminate	2	39939/5	7,340
72		72		Veneer	2	39940/2	9,475
72	72			Laminate	2	39940/5	8,075

* Based on a chair width of 25"

METRONOME™ TABLES

RECTANGLE Design - Fig40



Table Top

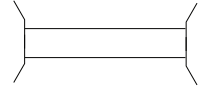


Rectangle

No Power Trough

Table height = 29"

2 Supports



Specify edge type: add the two letter code after the model number



Taper Edge (TE)



Self Edge (SE)



Facet Edge (FE)

Note: For powder coat bases, please use model # of anodized bases and add "PC" at the end, e.g. 39403PC/2.

Anodized Bases

L"	X	D"	Sugg Seat Capacity*	Top Finish	Top Sections	Model Number	List Price
84	42	6-8		Veneer	1	39403/2	6,285
84	42	6-8		Laminate	1	39403/5	5,370
96	42	6-8		Veneer	1	39405/2	6,660
96	42	6-8		Laminate	1	39405/5	5,610
96	48	6-8		Veneer	1	39406/2	7,080
96	48	6-8		Laminate	1	39406/5	5,865
108	42	8-10		Veneer	1	39407/2	7,055
108	42	8-10		Laminate	1	39407/5	5,855
108	48	8-10		Veneer	1	39408/2	7,445
108	48	8-10		Laminate	1	39408/5	6,110
120	42	8-10		Veneer	2	39409/2	7,430
120	42	8-10		Laminate	2	39409/5	6,120
120	48	8-10		Veneer	2	39410/2	7,905
120	48	8-10		Laminate	2	39410/5	6,360
120	54	8-10		Veneer	2	39411/2	8,380
120	54	8-10		Laminate	2	39411/5	6,655

Polished Bases

L"	X	D"	Sugg Seat Capacity*	Top Finish	Top Sections	Model Number	List Price
84	42	6-8		Veneer	1	39433/2	6,680
84	42	6-8		Laminate	1	39433/5	5,765
96	42	6-8		Veneer	1	39435/2	7,055
96	42	6-8		Laminate	1	39435/5	6,010
96	48	6-8		Veneer	1	39436/2	7,480
96	48	6-8		Laminate	1	39436/5	6,240
108	42	8-10		Veneer	1	39437/2	7,465
108	42	8-10		Laminate	1	39437/5	6,250
108	48	8-10		Veneer	1	39438/2	7,815
108	48	8-10		Laminate	1	39438/5	6,495
120	42	8-10		Veneer	2	39439/2	7,790
120	42	8-10		Laminate	2	39439/5	6,525
120	48	8-10		Veneer	2	39440/2	8,280
120	48	8-10		Laminate	2	39440/5	6,780
120	54	8-10		Veneer	2	39441/2	8,775
120	54	8-10		Laminate	2	39441/5	7,050

* Based on a chair width of 25"

METRONOME™ TABLES

RECTANGLE Design - Fig40



Table Top




Rectangle

No Power Trough

Table height = 29"

3 Supports



Specify edge type: add the two letter code after the model number



Taper Edge (TE)



Self Edge (SE)



Facet Edge (FE)

Note: For powder coat bases, please use model # of anodized bases and add "PC" at the end, e.g. 39403PC/2.

Anodized Bases

L"	X	D"	Sugg Seat Capacity *	Top Finish	Top Sections	Model Number	List Price
132	48	10-12	Veneer	2	39412/2	10,960	
132	48	10-12	Laminate	2	39412/5	9,280	
132	54	10-12	Veneer	2	39413/2	11,495	
132	54	10-12	Laminate	2	39413/5	9,655	
144	48	10-12	Veneer	2	39414/2	11,490	
144	48	10-12	Laminate	2	39414/5	9,650	
144	54	10-12	Veneer	2	39415/2	12,065	
144	54	10-12	Laminate	2	39415/5	9,970	
144	60	10-12	Veneer	2	39416/2	12,640	
144	60	10-12	Laminate	2	39416/5	10,320	
156	48	12-14	Veneer	2	39417/2	11,910	
156	48	12-14	Laminate	2	39417/5	9,910	
156	54	12-14	Veneer	2	39418/2	12,560	
156	54	12-14	Laminate	2	39418/5	10,290	
156	60	12-14	Veneer	2	39419/2	13,155	
156	60	12-14	Laminate	2	39419/5	10,640	
168	48	12-14	Veneer	2	39420/2	12,340	
168	48	12-14	Laminate	2	39420/5	10,180	
168	54	12-14	Veneer	2	39421/2	13,030	
168	54	12-14	Laminate	2	39421/5	10,600	
168	60	12-14	Veneer	2	39422/2	13,665	
168	60	12-14	Laminate	2	39422/5	10,960	
180	54	14-16	Veneer	3	39423/2	13,485	
180	54	14-16	Laminate	3	39423/5	10,880	
180	60	14-16	Veneer	3	39424/2	14,195	
180	60	14-16	Laminate	3	39424/5	11,285	
192	54	14-16	Veneer	3	39425/2	13,960	
192	54	14-16	Laminate	3	39425/5	11,175	
192	60	14-16	Veneer	3	39426/2	14,700	
192	60	14-16	Laminate	3	39426/5	11,605	
204	54	16-18	Veneer	3	39427/2	14,430	
204	54	16-18	Laminate	3	39427/5	11,465	
204	60	16-18	Veneer	3	39428/2	15,235	
204	60	16-18	Laminate	3	39428/5	11,925	
216	54	16-18	Veneer	3	39429/2	14,895	
216	54	16-18	Laminate	3	39429/5	11,755	
216	60	16-18	Veneer	3	39430/2	15,760	
216	60	16-18	Laminate	3	39430/5	12,235	

Polished Bases

L"	X	D"	Sugg Seat Capacity *	Top Finish	Top Sections	Model Number	List Price
132	48	10-12	Veneer	2	39442/2	11,745	
132	48	10-12	Laminate	2	39442/5	10,070	
132	54	10-12	Veneer	2	39443/2	12,295	
132	54	10-12	Laminate	2	39443/5	10,450	
144	48	10-12	Veneer	2	39444/2	12,275	
144	48	10-12	Laminate	2	39444/5	10,435	
144	54	10-12	Veneer	2	39445/2	12,855	
144	54	10-12	Laminate	2	39445/5	10,755	
144	60	10-12	Veneer	2	39446/2	13,420	
144	60	10-12	Laminate	2	39446/5	11,105	
156	48	12-14	Veneer	2	39447/2	12,705	
156	48	12-14	Laminate	2	39447/5	10,705	
156	54	12-14	Veneer	2	39448/2	13,360	
156	54	12-14	Laminate	2	39448/5	11,100	
156	60	12-14	Veneer	2	39449/2	13,955	
156	60	12-14	Laminate	2	39449/5	11,435	
168	48	12-14	Veneer	2	39450/2	13,145	
168	48	12-14	Laminate	2	39450/5	10,970	
168	54	12-14	Veneer	2	39451/2	13,820	
168	54	12-14	Laminate	2	39451/5	11,395	
168	60	12-14	Veneer	2	39452/2	14,460	
168	60	12-14	Laminate	2	39452/5	11,755	
180	54	14-16	Veneer	3	39453/2	14,275	
180	54	14-16	Laminate	3	39453/5	11,675	
180	60	14-16	Veneer	3	39454/2	14,990	
180	60	14-16	Laminate	3	39454/5	12,070	
192	54	14-16	Veneer	3	39455/2	14,745	
192	54	14-16	Laminate	3	39455/5	11,970	
192	60	14-16	Veneer	3	39456/2	15,505	
192	60	14-16	Laminate	3	39456/5	12,410	
204	54	16-18	Veneer	3	39457/2	15,235	
204	54	16-18	Laminate	3	39457/5	12,265	
204	60	16-18	Veneer	3	39458/2	16,025	
204	60	16-18	Laminate	3	39458/5	12,720	
216	54	16-18	Veneer	3	39459/2	15,715	
216	54	16-18	Laminate	3	39459/5	12,560	
216	60	16-18	Veneer	3	39460/2	16,540	
216	60	16-18	Laminate	3	39460/5	13,040	

* Based on a chair width of 25"

METRONOME™ TABLES

RECTANGLE WITH TROUGH Design - Fig40



Table Top



Rectangle

With Power Trough

Table height = 29"

2 Supports



Specify edge type: add the two letter code after the model number



Taper Edge (TE)



Self Edge (SE)



Facet Edge (FE)

Note: For powder coat bases, please use model # of anodized bases and add "PC" at the end, e.g. 39403PC/2.

Anodized Bases

L"	X	D"	Sugg Seat Capacity*	Top Finish	Top Sections	Model Number	List Price
84	42	6-8		Veneer	1	39463/2	7,785
84	42	6-8		Laminate	1	39463/5	6,880
96	42	6-8		Veneer	1	39465/2	8,175
96	42	6-8		Laminate	1	39465/5	7,105
96	48	6-8		Veneer	1	39466/2	8,585
96	48	6-8		Laminate	1	39466/5	7,335
108	42	8-10		Veneer	1	39467/2	8,560
108	42	8-10		Laminate	1	39467/5	7,345
108	48	8-10		Veneer	1	39468/2	8,945
108	48	8-10		Laminate	1	39468/5	7,605
120	42	8-10		Veneer	2	39469/2	9,075
120	42	8-10		Laminate	2	39469/5	7,785
120	48	8-10		Veneer	2	39470/2	9,545
120	48	8-10		Laminate	2	39470/5	8,025
120	54	8-10		Veneer	2	39471/2	10,035
120	54	8-10		Laminate	2	39471/5	8,315

Polished Bases

L"	X	D"	Sugg Seat Capacity*	Top Finish	Top Sections	Model Number	List Price
84	42	6-8		Veneer	1	39493/2	8,190
84	42	6-8		Laminate	1	39493/5	7,270
96	42	6-8		Veneer	1	39495/2	8,560
96	42	6-8		Laminate	1	39495/5	7,515
96	48	6-8		Veneer	1	39496/2	8,985
96	48	6-8		Laminate	1	39496/5	7,740
108	42	8-10		Veneer	1	39497/2	8,965
108	42	8-10		Laminate	1	39497/5	7,745
108	48	8-10		Veneer	1	39498/2	9,330
108	48	8-10		Laminate	1	39498/5	8,010
120	42	8-10		Veneer	2	39499/2	9,475
120	42	8-10		Laminate	2	39499/5	8,190
120	48	8-10		Veneer	2	39500/2	9,955
120	48	8-10		Laminate	2	39500/5	8,430
120	54	8-10		Veneer	2	39501/2	10,440
120	54	8-10		Laminate	2	39501/5	8,710

* Based on a chair width of 25"

METRONOME™ TABLES

RECTANGLE WITH TROUGH Design - Fig40



Table Top



With Power Trough

Table height = 29"

Rectangle

3 Supports



Specify edge type: add the two letter code after the model number



Taper Edge (TE)



Self Edge (SE)



Facet Edge (FE)

Note: For powder coat bases, please use model # of anodized bases and add "PC" at the end, e.g. 39403PC/2.

Anodized Bases

L"	X	D"	Sugg Seat Capacity *	Top Finish	Top Sections	Model Number	List Price
132	48	10-12	Veneer	2	39472/2	12,635	
132	48	10-12	Laminate	2	39472/5	10,940	
132	54	10-12	Veneer	2	39473/2	13,170	
132	54	10-12	Laminate	2	39473/5	11,320	
144	48	10-12	Veneer	2	39474/2	13,155	
144	48	10-12	Laminate	2	39474/5	11,305	
144	54	10-12	Veneer	2	39475/2	13,745	
144	54	10-12	Laminate	2	39475/5	11,635	
144	60	10-12	Veneer	2	39476/2	14,290	
144	60	10-12	Laminate	2	39476/5	11,985	
156	48	12-14	Veneer	2	39477/2	14,910	
156	48	12-14	Laminate	2	39477/5	12,940	
156	54	12-14	Veneer	2	39478/2	15,570	
156	54	12-14	Laminate	2	39478/5	13,330	
156	60	12-14	Veneer	2	39479/2	16,160	
156	60	12-14	Laminate	2	39479/5	13,645	
168	48	12-14	Veneer	2	39480/2	15,350	
168	48	12-14	Laminate	2	39480/5	13,190	
168	54	12-14	Veneer	2	39481/2	16,035	
168	54	12-14	Laminate	2	39481/5	13,610	
168	60	12-14	Veneer	2	39482/2	16,690	
168	60	12-14	Laminate	2	39482/5	13,980	
180	54	14-16	Veneer	3	39483/2	16,645	
180	54	14-16	Laminate	3	39483/5	14,045	
180	60	14-16	Veneer	3	39484/2	17,360	
180	60	14-16	Laminate	3	39484/5	14,455	
192	54	14-16	Veneer	3	39485/2	17,130	
192	54	14-16	Laminate	3	39485/5	14,350	
192	60	14-16	Veneer	3	39486/2	17,885	
192	60	14-16	Laminate	3	39486/5	14,785	
204	54	16-18	Veneer	3	39487/2	17,595	
204	54	16-18	Laminate	3	39487/5	14,645	
204	60	16-18	Veneer	3	39488/2	18,395	
204	60	16-18	Laminate	3	39488/5	15,095	
216	54	16-18	Veneer	3	39489/2	18,080	
216	54	16-18	Laminate	3	39489/5	14,925	
216	60	16-18	Veneer	3	39490/2	18,910	
216	60	16-18	Laminate	3	39490/5	15,415	

* Based on a chair width of 25"

Polished Bases

L"	X	D"	Sugg Seat Capacity *	Top Finish	Top Sections	Model Number	List Price
132	48	10-12	Veneer	2	39502/2	13,415	
132	48	10-12	Laminate	2	39502/5	11,730	
132	54	10-12	Veneer	2	39503/2	13,960	
132	54	10-12	Laminate	2	39503/5	12,115	
144	48	10-12	Veneer	2	39504/2	13,950	
144	48	10-12	Laminate	2	39504/5	12,100	
144	54	10-12	Veneer	2	39505/2	14,525	
144	54	10-12	Laminate	2	39505/5	12,435	
144	60	10-12	Veneer	2	39506/2	15,085	
144	60	10-12	Laminate	2	39506/5	12,780	
156	48	12-14	Veneer	2	39507/2	15,725	
156	48	12-14	Laminate	2	39507/5	13,735	
156	54	12-14	Veneer	2	39508/2	16,360	
156	54	12-14	Laminate	2	39508/5	14,100	
156	60	12-14	Veneer	2	39509/2	16,965	
156	60	12-14	Laminate	2	39509/5	14,440	
168	48	12-14	Veneer	2	39510/2	16,140	
168	48	12-14	Laminate	2	39510/5	13,995	
168	54	12-14	Veneer	2	39511/2	16,835	
168	54	12-14	Laminate	2	39511/5	14,415	
168	60	12-14	Veneer	2	39512/2	17,475	
168	60	12-14	Laminate	2	39512/5	14,770	
180	54	14-16	Veneer	3	39513/2	17,455	
180	54	14-16	Laminate	3	39513/5	14,850	
180	60	14-16	Veneer	3	39514/2	18,160	
180	60	14-16	Laminate	3	39514/5	15,260	
192	54	14-16	Veneer	3	39515/2	17,925	
192	54	14-16	Laminate	3	39515/5	15,135	
192	60	14-16	Veneer	3	39516/2	18,675	
192	60	14-16	Laminate	3	39516/5	15,570	
204	54	16-18	Veneer	3	39517/2	18,395	
204	54	16-18	Laminate	3	39517/5	15,430	
204	60	16-18	Veneer	3	39518/2	19,195	
204	60	16-18	Laminate	3	39518/5	15,890	
216	54	16-18	Veneer	3	39519/2	18,870	
216	54	16-18	Laminate	3	39519/5	15,735	
216	60	16-18	Veneer	3	39520/2	19,720	
216	60	16-18	Laminate	3	39520/5	16,225	

METRONOME™ TABLES

SOFT RECTANGLE Design - Fig40



Table Top



No Power Trough

Table height = 29"

Rectangle with soft corners

2 Supports



Specify edge type: add the two letter code after the model number



Taper Edge (TE)

Self Edge (SE)

Facet Edge (FE)

Note: For powder coat bases, please use model # of anodized bases and add "PC" at the end, e.g. 39403PC/2.

Anodized Bases

L"	X	D"	Sugg Seat Capacity *	Top Finish	Top Sections	Model Number	List Price
84	42	6-8		Veneer	1	39523/2	6,475
84	42	6-8		Laminate	1	39523/5	5,525
96	42	6-8		Veneer	1	39525/2	6,860
96	42	6-8		Laminate	1	39525/5	5,775
96	48	6-8		Veneer	1	39526/2	7,290
96	48	6-8		Laminate	1	39526/5	6,010
108	42	8-10		Veneer	1	39527/2	7,270
108	42	8-10		Laminate	1	39527/5	6,025
108	48	8-10		Veneer	1	39528/2	7,665
108	48	8-10		Laminate	1	39528/5	6,285
120	42	8-10		Veneer	2	39529/2	7,655
120	42	8-10		Laminate	2	39529/5	6,310
120	48	8-10		Veneer	2	39530/2	8,135
120	48	8-10		Laminate	2	39530/5	6,565
120	54	8-10		Veneer	2	39531/2	8,640
120	54	8-10		Laminate	2	39531/5	6,855

Polished Bases

L"	X	D"	Sugg Seat Capacity *	Top Finish	Top Sections	Model Number	List Price
84	42	6-8		Veneer	1	39553/2	6,885
84	42	6-8		Laminate	1	39553/5	5,940
96	42	6-8		Veneer	1	39555/2	7,270
96	42	6-8		Laminate	1	39555/5	6,195
96	48	6-8		Veneer	1	39556/2	7,705
96	48	6-8		Laminate	1	39556/5	6,430
108	42	8-10		Veneer	1	39557/2	7,690
108	42	8-10		Laminate	1	39557/5	6,435
108	48	8-10		Veneer	1	39558/2	8,045
108	48	8-10		Laminate	1	39558/5	6,685
120	42	8-10		Veneer	2	39559/2	8,035
120	42	8-10		Laminate	2	39559/5	6,715
120	48	8-10		Veneer	2	39560/2	8,530
120	48	8-10		Laminate	2	39560/5	6,975
120	54	8-10		Veneer	2	39561/2	9,030
120	54	8-10		Laminate	2	39561/5	7,265

* Based on a chair width of 25"

METRONOME™ TABLES

SOFT RECTANGLE Design - Fig40

Table Top



Rectangle with soft corners

No Power Trough

Table height = 29"

3 Supports



Specify edge type: add the two letter code after the model number



Taper Edge (TE)



Self Edge (SE)



Facet Edge (FE)

Note: For powder coat bases, please use model # of anodized bases and add "PC" at the end, e.g. 39403PC/2.

Anodized Bases

L"	X	D"	Sugg Seat Capacity*	Top Finish	Top Sections	Model Number	List Price
132	48	10-12	Veneer	2	39532/2	11,285	
132	48	10-12	Laminate	2	39532/5	9,545	
132	54	10-12	Veneer	2	39533/2	11,840	
132	54	10-12	Laminate	2	39533/5	9,940	
144	48	10-12	Veneer	2	39534/2	11,830	
144	48	10-12	Laminate	2	39534/5	9,925	
144	54	10-12	Veneer	2	39535/2	12,435	
144	54	10-12	Laminate	2	39535/5	10,270	
144	60	10-12	Veneer	2	39536/2	13,010	
144	60	10-12	Laminate	2	39536/5	10,630	
156	48	12-14	Veneer	2	39537/2	12,270	
156	48	12-14	Laminate	2	39537/5	10,210	
156	54	12-14	Veneer	2	39538/2	12,945	
156	54	12-14	Laminate	2	39538/5	10,620	
156	60	12-14	Veneer	2	39539/2	13,545	
156	60	12-14	Laminate	2	39539/5	10,960	
168	48	12-14	Veneer	2	39540/2	12,715	
168	48	12-14	Laminate	2	39540/5	10,485	
168	54	12-14	Veneer	2	39541/2	13,415	
168	54	12-14	Laminate	2	39541/5	10,915	
168	60	12-14	Veneer	2	39542/2	14,080	
168	60	12-14	Laminate	2	39542/5	11,285	
180	54	14-16	Veneer	3	39543/2	13,885	
180	54	14-16	Laminate	3	39543/5	11,200	
180	60	14-16	Veneer	3	39544/2	14,620	
180	60	14-16	Laminate	3	39544/5	11,630	
192	54	14-16	Veneer	3	39545/2	14,385	
192	54	14-16	Laminate	3	39545/5	11,505	
192	60	14-16	Veneer	3	39546/2	15,150	
192	60	14-16	Laminate	3	39546/5	11,955	
204	54	16-18	Veneer	3	39547/2	14,860	
204	54	16-18	Laminate	3	39547/5	11,810	
204	60	16-18	Veneer	3	39548/2	15,680	
204	60	16-18	Laminate	3	39548/5	12,295	
216	54	16-18	Veneer	3	39549/2	15,350	
216	54	16-18	Laminate	3	39549/5	12,110	
216	60	16-18	Veneer	3	39550/2	16,210	
216	60	16-18	Laminate	3	39550/5	12,620	

* Based on a chair width of 25"

Polished Bases

L"	X	D"	Sugg Seat Capacity*	Top Finish	Top Sections	Model Number	List Price
132	48	10-12	Veneer	2	39562/2	12,100	
132	48	10-12	Laminate	2	39562/5	10,380	
132	54	10-12	Veneer	2	39563/2	12,655	
132	54	10-12	Laminate	2	39563/5	10,755	
144	48	10-12	Veneer	2	39564/2	12,645	
144	48	10-12	Laminate	2	39564/5	10,740	
144	54	10-12	Veneer	2	39565/2	13,255	
144	54	10-12	Laminate	2	39565/5	11,090	
144	60	10-12	Veneer	2	39566/2	13,825	
144	60	10-12	Laminate	2	39566/5	11,440	
156	48	12-14	Veneer	2	39567/2	13,085	
156	48	12-14	Laminate	2	39567/5	11,020	
156	54	12-14	Veneer	2	39568/2	13,755	
156	54	12-14	Laminate	2	39568/5	11,435	
156	60	12-14	Veneer	2	39569/2	14,380	
156	60	12-14	Laminate	2	39569/5	11,775	
168	48	12-14	Veneer	2	39570/2	13,535	
168	48	12-14	Laminate	2	39570/5	11,305	
168	54	12-14	Veneer	2	39571/2	14,240	
168	54	12-14	Laminate	2	39571/5	11,730	
168	60	12-14	Veneer	2	39572/2	14,895	
168	60	12-14	Laminate	2	39572/5	12,110	
180	54	14-16	Veneer	3	39573/2	14,700	
180	54	14-16	Laminate	3	39573/5	12,020	
180	60	14-16	Veneer	3	39574/2	15,450	
180	60	14-16	Laminate	3	39574/5	12,440	
192	54	14-16	Veneer	3	39575/2	15,190	
192	54	14-16	Laminate	3	39575/5	12,320	
192	60	14-16	Veneer	3	39576/2	15,975	
192	60	14-16	Laminate	3	39576/5	12,780	
204	54	16-18	Veneer	3	39577/2	15,680	
204	54	16-18	Laminate	3	39577/5	12,635	
204	60	16-18	Veneer	3	39578/2	16,500	
204	60	16-18	Laminate	3	39578/5	13,105	
216	54	16-18	Veneer	3	39579/2	16,180	
216	54	16-18	Laminate	3	39579/5	12,945	
216	60	16-18	Veneer	3	39580/2	17,040	
216	60	16-18	Laminate	3	39580/5	13,425	

METRONOME™ TABLES

SOFT RECTANGLE WITH TROUGH Design - Fig40



Table Top



With Power Trough

Table height = 29"

Rectangle with soft corners

2 Supports



Specify edge type: add the two letter code after the model number



Taper Edge (TE)

Self Edge (SE)

Facet Edge (FE)

Note: For powder coat bases, please use model # of anodized bases and add "PC" at the end, e.g. 39403PC/2.

Anodized Bases

L"	X	D"	Sugg Seat Capacity*	Top Finish	Top Sections	Model Number	List Price
84	42	6-8		Veneer	1	39583/2	7,980
84	42	6-8		Laminate	1	39583/5	7,035
96	42	6-8		Veneer	1	39585/2	8,375
96	42	6-8		Laminate	1	39585/5	7,275
96	48	6-8		Veneer	1	39586/2	8,795
96	48	6-8		Laminate	1	39586/5	7,515
108	42	8-10		Veneer	1	39587/2	8,775
108	42	8-10		Laminate	1	39587/5	7,525
108	48	8-10		Veneer	1	39588/2	9,170
108	48	8-10		Laminate	1	39588/5	7,785
120	42	8-10		Veneer	2	39589/2	9,305
120	42	8-10		Laminate	2	39589/5	7,975
120	48	8-10		Veneer	2	39590/2	9,790
120	48	8-10		Laminate	2	39590/5	8,220
120	54	8-10		Veneer	2	39591/2	10,285
120	54	8-10		Laminate	2	39591/5	8,515

Polished Bases

L"	X	D"	Sugg Seat Capacity*	Top Finish	Top Sections	Model Number	List Price
84	42	6-8		Veneer	1	39613/2	8,395
84	42	6-8		Laminate	1	39613/5	7,455
96	42	6-8		Veneer	1	39615/2	8,775
96	42	6-8		Laminate	1	39615/5	7,705
96	48	6-8		Veneer	1	39616/2	9,205
96	48	6-8		Laminate	1	39616/5	7,930
108	42	8-10		Veneer	1	39617/2	9,185
108	42	8-10		Laminate	1	39617/5	7,935
108	48	8-10		Veneer	1	39618/2	9,565
108	48	8-10		Laminate	1	39618/5	8,200
120	42	8-10		Veneer	2	39619/2	9,695
120	42	8-10		Laminate	2	39619/5	8,395
120	48	8-10		Veneer	2	39620/2	10,205
120	48	8-10		Laminate	2	39620/5	8,640
120	54	8-10		Veneer	2	39621/2	10,705
120	54	8-10		Laminate	2	39621/5	8,935

* Based on a chair width of 25"

METRONOME™ TABLES

SOFT RECTANGLE WITH TROUGH Design - Fig40



Table Top



With Power Trough

Table height = 29"

Rectangle with soft corners

3 Supports



Specify edge type: add the two letter code after the model number



Taper Edge (TE)

Self Edge (SE)

Facet Edge (FE)

Note: For powder coat bases, please use model # of anodized bases and add "PC" at the end, e.g. 39403PC/2.

Anodized Bases

L"	X	D"	Sugg Seat Capacity*	Top Finish	Top Sections	Model Number	List Price
132	48	10-12	Veneer	2	39592/2	12,955	
132	48	10-12	Laminate	2	39592/5	11,220	
132	54	10-12	Veneer	2	39593/2	13,500	
132	54	10-12	Laminate	2	39593/5	11,600	
144	48	10-12	Veneer	2	39594/2	13,490	
144	48	10-12	Laminate	2	39594/5	11,595	
144	54	10-12	Veneer	2	39595/2	14,090	
144	54	10-12	Laminate	2	39595/5	11,930	
144	60	10-12	Veneer	2	39596/2	14,675	
144	60	10-12	Laminate	2	39596/5	12,295	
156	48	12-14	Veneer	2	39597/2	15,285	
156	48	12-14	Laminate	2	39597/5	13,220	
156	54	12-14	Veneer	2	39598/2	15,955	
156	54	12-14	Laminate	2	39598/5	13,625	
156	60	12-14	Veneer	2	39599/2	16,555	
156	60	12-14	Laminate	2	39599/5	13,980	
168	48	12-14	Veneer	2	39600/2	15,730	
168	48	12-14	Laminate	2	39600/5	13,495	
168	54	12-14	Veneer	2	39601/2	16,440	
168	54	12-14	Laminate	2	39601/5	13,945	
168	60	12-14	Veneer	2	39602/2	17,085	
168	60	12-14	Laminate	2	39602/5	14,290	
180	54	14-16	Veneer	3	39603/2	17,055	
180	54	14-16	Laminate	3	39603/5	14,380	
180	60	14-16	Veneer	3	39604/2	17,785	
180	60	14-16	Laminate	3	39604/5	14,815	
192	54	14-16	Veneer	3	39605/2	17,555	
192	54	14-16	Laminate	3	39605/5	14,675	
192	60	14-16	Veneer	3	39606/2	18,330	
192	60	14-16	Laminate	3	39606/5	15,130	
204	54	16-18	Veneer	3	39607/2	18,030	
204	54	16-18	Laminate	3	39607/5	14,980	
204	60	16-18	Veneer	3	39608/2	18,845	
204	60	16-18	Laminate	3	39608/5	15,480	
216	54	16-18	Veneer	3	39609/2	18,520	
216	54	16-18	Laminate	3	39609/5	15,285	
216	60	16-18	Veneer	3	39610/2	19,375	
216	60	16-18	Laminate	3	39610/5	15,795	

Polished Bases

L"	X	D"	Sugg Seat Capacity*	Top Finish	Top Sections	Model Number	List Price
132	48	10-12	Veneer	2	39622/2	13,770	
132	48	10-12	Laminate	2	39622/5	12,040	
132	54	10-12	Veneer	2	39623/2	14,315	
132	54	10-12	Laminate	2	39623/5	12,430	
144	54	10-12	Veneer	2	39624/2	14,295	
144	48	10-12	Laminate	2	39624/5	12,415	
144	54	10-12	Veneer	2	39625/2	14,905	
144	54	10-12	Laminate	2	39625/5	12,765	
144	60	10-12	Veneer	2	39626/2	15,500	
144	60	10-12	Laminate	2	39626/5	13,105	
156	48	12-14	Veneer	2	39627/2	16,090	
156	48	12-14	Laminate	2	39627/5	14,040	
156	54	12-14	Veneer	2	39628/2	16,760	
156	54	12-14	Laminate	2	39628/5	14,440	
156	60	12-14	Veneer	2	39629/2	17,380	
156	60	12-14	Laminate	2	39629/5	14,800	
168	48	12-14	Veneer	2	39630/2	16,540	
168	48	12-14	Laminate	2	39630/5	14,315	
168	54	12-14	Veneer	2	39631/2	17,255	
168	54	12-14	Laminate	2	39631/5	14,745	
168	60	12-14	Veneer	2	39632/2	17,920	
168	60	12-14	Laminate	2	39632/5	15,120	
180	54	14-16	Veneer	3	39633/2	17,885	
180	54	14-16	Laminate	3	39633/5	15,190	
180	60	14-16	Veneer	3	39634/2	18,615	
180	60	14-16	Laminate	3	39634/5	15,605	
192	54	14-16	Veneer	3	39635/2	18,355	
192	54	14-16	Laminate	3	39635/5	15,500	
192	60	14-16	Veneer	3	39636/2	19,145	
192	60	14-16	Laminate	3	39636/5	15,955	
204	54	16-18	Veneer	3	39637/2	18,845	
204	54	16-18	Laminate	3	39637/5	15,800	
204	60	16-18	Veneer	3	39638/2	19,670	
204	60	16-18	Laminate	3	39638/5	16,275	
216	54	16-18	Veneer	3	39639/2	19,335	
216	54	16-18	Laminate	3	39639/5	16,095	
216	60	16-18	Veneer	3	39640/2	20,210	
216	60	16-18	Laminate	3	39640/5	16,605	

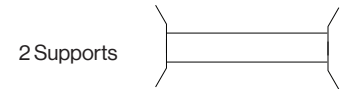
* Based on a chair width of 25"

METRONOME™ TABLES

BOAT Design - Fig40



Table Top  **No Power Trough** Table height = 29"
Boat



Specify edge type: add the two letter code after the model number



Taper Edge (TE) Self Edge (SE) Facet Edge (FE)

Note: For powder coat bases, please use model # of anodized bases and add "PC" at the end, e.g. 39403PC/2.

Anodized Bases

L"	X	D"	Sugg Seat Capacity *	Top Finish	Top Sections	Model Number	List Price
84	42	6-8		Veneer	1	39643/2	6,795
84	42	6-8		Laminate	1	39643/5	5,805
96	42	6-8		Veneer	1	39645/2	7,215
96	42	6-8		Laminate	1	39645/5	6,045
96	48	6-8		Veneer	1	39646/2	7,660
96	48	6-8		Laminate	1	39646/5	6,300
108	42	8-10		Veneer	1	39647/2	7,630
108	42	8-10		Laminate	1	39647/5	6,320
108	48	8-10		Veneer	1	39648/2	8,020
108	48	8-10		Laminate	1	39648/5	6,595
120	42	8-10		Veneer	2	39649/2	7,995
120	42	8-10		Laminate	2	39649/5	6,615
120	48	8-10		Veneer	2	39650/2	8,515
120	48	8-10		Laminate	2	39650/5	6,880
120	54	8-10		Veneer	2	39651/2	9,030
120	54	8-10		Laminate	2	39651/5	7,210

Polished Bases

L"	X	D"	Sugg Seat Capacity *	Top Finish	Top Sections	Model Number	List Price
84	42	6-8		Veneer	1	39673/2	7,230
84	42	6-8		Laminate	1	39673/5	6,225
96	42	6-8		Veneer	1	39675/2	7,630
96	42	6-8		Laminate	1	39675/5	6,480
96	48	6-8		Veneer	1	39676/2	8,065
96	48	6-8		Laminate	1	39676/5	6,745
108	42	8-10		Veneer	1	39677/2	8,040
108	42	8-10		Laminate	1	39677/5	6,755
108	48	8-10		Veneer	1	39678/2	8,455
108	48	8-10		Laminate	1	39678/5	7,020
120	42	8-10		Veneer	2	39679/2	8,430
120	42	8-10		Laminate	2	39679/5	7,045
120	48	8-10		Veneer	2	39680/2	8,950
120	48	8-10		Laminate	2	39680/5	7,295
120	54	8-10		Veneer	2	39681/2	9,475
120	54	8-10		Laminate	2	39681/5	7,605

* Based on a chair width of 25"

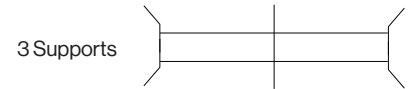
METRONOME™ TABLES

BOAT Design - Fig40



No Power Trough

Table height = 29"



Specify edge type: add the two letter code after the model number



Taper Edge (TE) Self Edge (SE) Facet Edge (FE)

Note: For powder coat bases, please use model # of anodized bases and add "PC" at the end, e.g. 39403PC/2.

Anodized Bases

L"	X	D"	Sugg Seat Capacity *	Top Finish	Top Sections	Model Number	List Price
132	48	10-12	Veneer	2	39652/2	11,835	
132	48	10-12	Laminate	2	39652/5	10,015	
132	54	10-12	Veneer	2	39653/2	12,425	
132	54	10-12	Laminate	2	39653/5	10,420	
144	48	10-12	Veneer	2	39654/2	12,390	
144	48	10-12	Laminate	2	39654/5	10,415	
144	54	10-12	Veneer	2	39655/2	13,030	
144	54	10-12	Laminate	2	39655/5	10,755	
144	60	10-12	Veneer	2	39656/2	13,635	
144	60	10-12	Laminate	2	39656/5	11,130	
156	48	12-14	Veneer	2	39657/2	12,855	
156	48	12-14	Laminate	2	39657/5	10,705	
156	54	12-14	Veneer	2	39658/2	13,575	
156	54	12-14	Laminate	2	39658/5	11,130	
156	60	12-14	Veneer	2	39659/2	14,200	
156	60	12-14	Laminate	2	39659/5	11,495	
168	48	12-14	Veneer	2	39660/2	13,330	
168	48	12-14	Laminate	2	39660/5	10,995	
168	54	12-14	Veneer	2	39661/2	14,060	
168	54	12-14	Laminate	2	39661/5	11,445	
168	60	12-14	Veneer	2	39662/2	14,760	
168	60	12-14	Laminate	2	39662/5	11,835	
180	54	14-16	Veneer	3	39663/2	14,565	
180	54	14-16	Laminate	3	39663/5	11,730	
180	60	14-16	Veneer	3	39664/2	15,320	
180	60	14-16	Laminate	3	39664/5	12,190	
192	54	14-16	Veneer	3	39665/2	15,070	
192	54	14-16	Laminate	3	39665/5	12,060	
192	60	14-16	Veneer	3	39666/2	15,865	
192	60	14-16	Laminate	3	39666/5	12,540	
204	54	16-18	Veneer	3	39667/2	15,580	
204	54	16-18	Laminate	3	39667/5	12,380	
204	60	16-18	Veneer	3	39668/2	16,445	
204	60	16-18	Laminate	3	39668/5	12,885	
216	54	16-18	Veneer	3	39669/2	16,090	
216	54	16-18	Laminate	3	39669/5	12,690	
216	60	16-18	Veneer	3	39670/2	16,990	
216	60	16-18	Laminate	3	39670/5	13,225	

Polished Bases

L"	X	D"	Sugg Seat Capacity *	Top Finish	Top Sections	Model Number	List Price
132	48	10-12	Veneer	2	39682/2	12,680	
132	48	10-12	Laminate	2	39682/5	10,880	
132	54	10-12	Veneer	2	39683/2	13,275	
132	54	10-12	Laminate	2	39683/5	11,285	
144	54	10-12	Veneer	2	39684/2	13,255	
144	48	10-12	Laminate	2	39684/5	11,265	
144	54	10-12	Veneer	2	39685/2	13,885	
144	54	10-12	Laminate	2	39685/5	11,630	
144	60	10-12	Veneer	2	39686/2	14,490	
144	60	10-12	Laminate	2	39686/5	11,995	
156	48	12-14	Veneer	2	39687/2	13,735	
156	48	12-14	Laminate	2	39687/5	11,565	
156	54	12-14	Veneer	2	39688/2	14,420	
156	54	12-14	Laminate	2	39688/5	11,990	
156	60	12-14	Veneer	2	39689/2	15,065	
156	60	12-14	Laminate	2	39689/5	12,345	
168	48	12-14	Veneer	2	39690/2	14,190	
168	48	12-14	Laminate	2	39690/5	11,850	
168	54	12-14	Veneer	2	39691/2	14,925	
168	54	12-14	Laminate	2	39691/5	12,310	
168	60	12-14	Veneer	2	39692/2	15,610	
168	60	12-14	Laminate	2	39692/5	12,690	
180	54	14-16	Veneer	3	39693/2	15,415	
180	54	14-16	Laminate	3	39693/5	12,595	
180	60	14-16	Veneer	3	39694/2	16,195	
180	60	14-16	Laminate	3	39694/5	13,035	
192	54	14-16	Veneer	3	39695/2	15,940	
192	54	14-16	Laminate	3	39695/5	12,925	
192	60	14-16	Veneer	3	39696/2	16,745	
192	60	14-16	Laminate	3	39696/5	13,400	
204	54	16-18	Veneer	3	39697/2	16,445	
204	54	16-18	Laminate	3	39697/5	13,245	
204	60	16-18	Veneer	3	39698/2	17,290	
204	60	16-18	Laminate	3	39698/5	13,750	
216	54	16-18	Veneer	3	39699/2	16,955	
216	54	16-18	Laminate	3	39699/5	13,575	
216	60	16-18	Veneer	3	39700/2	17,860	
216	60	16-18	Laminate	3	39700/5	14,080	

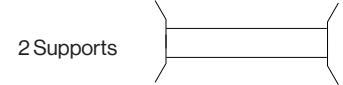
* Based on a chair width of 25"

METRONOME™ TABLES

BOAT Design - Fig40



Table height = 29"



Specify edge type: add the two letter code after the model number



Note: For powder coat bases, please use model # of anodized bases and add "PC" at the end, e.g. 39403PC/2.

Anodized Bases

L"	X	D"	Sugg Seat Capacity*	Top Finish	Top Sections	Model Number	List Price
84	42	6-8		Veneer	1	39703/2	8,290
84	42	6-8		Laminate	1	39703/5	7,295
96	42	6-8		Veneer	1	39705/2	8,695
96	42	6-8		Laminate	1	39705/5	7,545
96	48	6-8		Veneer	1	39706/2	9,165
96	48	6-8		Laminate	1	39706/5	7,800
108	42	8-10		Veneer	1	39707/2	9,125
108	42	8-10		Laminate	1	39707/5	7,815
108	48	8-10		Veneer	1	39708/2	9,530
108	48	8-10		Laminate	1	39708/5	8,100
120	42	8-10		Veneer	2	39709/2	9,670
120	42	8-10		Laminate	2	39709/5	8,265
120	48	8-10		Veneer	2	39710/2	10,180
120	48	8-10		Laminate	2	39710/5	8,535
120	54	8-10		Veneer	2	39711/2	10,705
120	54	8-10		Laminate	2	39711/5	8,860

Polished Bases

L"	X	D"	Sugg Seat Capacity*	Top Finish	Top Sections	Model Number	List Price
84	42	6-8		Veneer	1	39733/2	8,725
84	42	6-8		Laminate	1	39733/5	7,730
96	42	6-8		Veneer	1	39735/2	9,125
96	42	6-8		Laminate	1	39735/5	7,990
96	48	6-8		Veneer	1	39736/2	9,585
96	48	6-8		Laminate	1	39736/5	8,240
108	42	8-10		Veneer	1	39737/2	9,540
108	42	8-10		Laminate	1	39737/5	8,250
108	48	8-10		Veneer	1	39738/2	9,960
108	48	8-10		Laminate	1	39738/5	8,520
120	42	8-10		Veneer	2	39739/2	10,100
120	42	8-10		Laminate	2	39739/5	8,700
120	48	8-10		Veneer	2	39740/2	10,605
120	48	8-10		Laminate	2	39740/5	8,970
120	54	8-10		Veneer	2	39741/2	11,150
120	54	8-10		Laminate	2	39741/5	9,280

* Based on a chair width of 25"

METRONOME™ TABLES

BOAT WITH TROUGH Design - Fig40



Specify edge type: add the two letter code after the model number



Note: For powder coat bases, please use model # of anodized bases and add "PC" at the end, e.g. 39403PC/2.

Anodized Bases

L"	X	D"	Sugg Seat Capacity*	Top Finish	Top Sections	Model Number	List Price
132	48	10-12	Veneer	2	39712/2	13,495	
132	48	10-12	Laminate	2	39712/5	11,685	
132	54	10-12	Veneer	2	39713/2	14,080	
132	54	10-12	Laminate	2	39713/5	12,075	
144	48	10-12	Veneer	2	39714/2	14,055	
144	48	10-12	Laminate	2	39714/5	12,070	
144	54	10-12	Veneer	2	39715/2	14,685	
144	54	10-12	Laminate	2	39715/5	12,430	
144	60	10-12	Veneer	2	39716/2	15,305	
144	60	10-12	Laminate	2	39716/5	12,805	
156	48	12-14	Veneer	2	39717/2	15,855	
156	48	12-14	Laminate	2	39717/5	13,735	
156	54	12-14	Veneer	2	39718/2	16,570	
156	54	12-14	Laminate	2	39718/5	14,160	
156	60	12-14	Veneer	2	39719/2	17,215	
156	60	12-14	Laminate	2	39719/5	14,505	
168	48	12-14	Veneer	2	39720/2	16,330	
168	48	12-14	Laminate	2	39720/5	14,005	
168	54	12-14	Veneer	2	39721/2	17,075	
168	54	12-14	Laminate	2	39721/5	14,460	
168	60	12-14	Veneer	2	39722/2	17,780	
168	60	12-14	Laminate	2	39722/5	14,850	
180	54	14-16	Veneer	3	39723/2	17,735	
180	54	14-16	Laminate	3	39723/5	14,900	
180	60	14-16	Veneer	3	39724/2	18,500	
180	60	14-16	Laminate	3	39724/5	15,350	
192	54	14-16	Veneer	3	39725/2	18,240	
192	54	14-16	Laminate	3	39725/5	15,250	
192	60	14-16	Veneer	3	39726/2	19,055	
192	60	14-16	Laminate	3	39726/5	15,720	
204	54	16-18	Veneer	3	39727/2	18,745	
204	54	16-18	Laminate	3	39727/5	15,550	
204	60	16-18	Veneer	3	39728/2	19,610	
204	60	16-18	Laminate	3	39728/5	16,050	
216	54	16-18	Veneer	3	39729/2	19,275	
216	54	16-18	Laminate	3	39729/5	15,850	
216	60	16-18	Veneer	3	39730/2	20,160	
216	60	16-18	Laminate	3	39730/5	16,405	

Polished Bases

L"	X	D"	Sugg Seat Capacity*	Top Finish	Top Sections	Model Number	List Price
132	48	10-12	Veneer	2	39742/2	14,370	
132	48	10-12	Laminate	2	39742/5	12,540	
132	54	10-12	Veneer	2	39743/2	14,930	
132	54	10-12	Laminate	2	39743/5	12,955	
144	54	10-12	Veneer	2	39744/2	14,905	
144	48	10-12	Laminate	2	39744/5	12,945	
144	54	10-12	Veneer	2	39745/2	15,550	
144	54	10-12	Laminate	2	39745/5	13,285	
144	60	10-12	Veneer	2	39746/2	16,160	
144	60	10-12	Laminate	2	39746/5	13,650	
156	48	12-14	Veneer	2	39747/2	16,735	
156	48	12-14	Laminate	2	39747/5	14,585	
156	54	12-14	Veneer	2	39748/2	17,440	
156	54	12-14	Laminate	2	39748/5	15,025	
156	60	12-14	Veneer	2	39749/2	18,075	
156	60	12-14	Laminate	2	39749/5	15,355	
168	48	12-14	Veneer	2	39750/2	17,195	
168	48	12-14	Laminate	2	39750/5	14,865	
168	54	12-14	Veneer	2	39751/2	17,945	
168	54	12-14	Laminate	2	39751/5	15,320	
168	60	12-14	Veneer	2	39752/2	18,630	
168	60	12-14	Laminate	2	39752/5	15,720	
180	54	14-16	Veneer	3	39753/2	18,595	
180	54	14-16	Laminate	3	39753/5	15,785	
180	60	14-16	Veneer	3	39754/2	19,360	
180	60	14-16	Laminate	3	39754/5	16,210	
192	54	14-16	Veneer	3	39755/2	19,095	
192	54	14-16	Laminate	3	39755/5	16,080	
192	60	14-16	Veneer	3	39756/2	19,910	
192	60	14-16	Laminate	3	39756/5	16,560	
204	54	16-18	Veneer	3	39757/2	19,610	
204	54	16-18	Laminate	3	39757/5	16,420	
204	60	16-18	Veneer	3	39758/2	20,470	
204	60	16-18	Laminate	3	39758/5	16,930	
216	54	16-18	Veneer	3	39759/2	20,125	
216	54	16-18	Laminate	3	39759/5	16,735	
216	60	16-18	Veneer	3	39760/2	21,025	
216	60	16-18	Laminate	3	39760/5	17,255	

* Based on a chair width of 25"

METRONOME™ TABLES

SUPER ELLIPSE Design - Fig40



Table Top



No Power Trough

Table height = 29"

2 Supports



Specify edge type: add the two letter code after the model number



Taper Edge (TE)



Self Edge (SE)



Facet Edge (FE)

Note: For powder coat bases, please use model # of anodized bases and add "PC" at the end, e.g. 39403PC/2.

Anodized Bases

L"	X	D"	Sugg Seat Capacity *	Top Finish	Top Sections	Model Number	List Price
84	42	6-8		Veneer	1	39763/2	7,115
84	42	6-8		Laminate	1	39763/5	6,075
96	42	6-8		Veneer	1	39765/2	7,530
96	42	6-8		Laminate	1	39765/5	6,345
96	48	6-8		Veneer	1	39766/2	8,015
96	48	6-8		Laminate	1	39766/5	6,615
108	42	8-10		Veneer	1	39767/2	7,990
108	42	8-10		Laminate	1	39767/5	6,630
108	48	8-10		Veneer	1	39768/2	8,420
108	48	8-10		Laminate	1	39768/5	6,910
120	42	8-10		Veneer	2	39769/2	8,400
120	42	8-10		Laminate	2	39769/5	6,930
120	48	8-10		Veneer	2	39770/2	8,945
120	48	8-10		Laminate	2	39770/5	7,225
120	54	8-10		Veneer	2	39771/2	9,480
120	54	8-10		Laminate	2	39771/5	7,525

Polished Bases

L"	X	D"	Sugg Seat Capacity *	Top Finish	Top Sections	Model Number	List Price
84	42	6-8		Veneer	1	39793/2	7,340
84	42	6-8		Laminate	1	39793/5	6,335
96	42	6-8		Veneer	1	39795/2	7,750
96	42	6-8		Laminate	1	39795/5	6,610
96	48	6-8		Veneer	1	39796/2	8,220
96	48	6-8		Laminate	1	39796/5	6,860
108	42	8-10		Veneer	1	39797/2	8,200
108	42	8-10		Laminate	1	39797/5	6,870
108	48	8-10		Veneer	1	39798/2	8,610
108	48	8-10		Laminate	1	39798/5	7,140
120	42	8-10		Veneer	2	39799/2	8,585
120	42	8-10		Laminate	2	39799/5	7,185
120	48	8-10		Veneer	2	39800/2	9,115
120	48	8-10		Laminate	2	39800/5	7,450
120	54	8-10		Veneer	2	39801/2	9,655
120	54	8-10		Laminate	2	39801/5	7,740

* Based on a chair width of 25"

METRONOME™ TABLES

SUPER ELLIPSE Design - Fig40



Table Top



Super Ellipse

No Power Trough

Table height = 29"

3 Supports



Specify edge type: add the two letter code after the model number



Taper Edge (TE)



Self Edge (SE)



Facet Edge (FE)

Note: For powder coat bases, please use model # of anodized bases and add "PC" at the end, e.g. 39403PC/2.

Anodized Bases

L"	X	D"	Sugg Seat Capacity *	Top Finish	Top Sections	Model Number	List Price
132	48	10-12	Veneer	2	39772/2	12,415	
132	48	10-12	Laminate	2	39772/5	10,500	
132	54	10-12	Veneer	2	39773/2	13,020	
132	54	10-12	Laminate	2	39773/5	10,930	
144	48	10-12	Veneer	2	39774/2	13,005	
144	48	10-12	Laminate	2	39774/5	10,915	
144	54	10-12	Veneer	2	39775/2	13,665	
144	54	10-12	Laminate	2	39775/5	11,290	
144	60	10-12	Veneer	2	39776/2	14,295	
144	60	10-12	Laminate	2	39776/5	11,685	
156	48	12-14	Veneer	2	39777/2	13,490	
156	48	12-14	Laminate	2	39777/5	11,225	
156	54	12-14	Veneer	2	39778/2	14,225	
156	54	12-14	Laminate	2	39778/5	11,675	
156	60	12-14	Veneer	2	39779/2	14,885	
156	60	12-14	Laminate	2	39779/5	12,055	
168	48	12-14	Veneer	2	39780/2	13,980	
168	48	12-14	Laminate	2	39780/5	11,530	
168	54	12-14	Veneer	2	39781/2	14,750	
168	54	12-14	Laminate	2	39781/5	12,000	
168	60	12-14	Veneer	2	39782/2	15,495	
168	60	12-14	Laminate	2	39782/5	12,415	
180	54	14-16	Veneer	3	39783/2	15,270	
180	54	14-16	Laminate	3	39783/5	12,315	
180	60	14-16	Veneer	3	39784/2	16,060	
180	60	14-16	Laminate	3	39784/5	12,785	
192	54	14-16	Veneer	3	39785/2	15,805	
192	54	14-16	Laminate	3	39785/5	12,655	
192	60	14-16	Veneer	3	39786/2	16,665	
192	60	14-16	Laminate	3	39786/5	13,155	
204	54	16-18	Veneer	3	39787/2	16,340	
204	54	16-18	Laminate	3	39787/5	12,990	
204	60	16-18	Veneer	3	39788/2	17,250	
204	60	16-18	Laminate	3	39788/5	13,515	
216	54	16-18	Veneer	3	39789/2	16,885	
216	54	16-18	Laminate	3	39789/5	13,330	
216	60	16-18	Veneer	3	39790/2	17,815	
216	60	16-18	Laminate	3	39790/5	13,870	

Polished Bases

L"	X	D"	Sugg Seat Capacity *	Top Finish	Top Sections	Model Number	List Price
132	48	10-12	Veneer	2	39802/2	12,940	
132	48	10-12	Laminate	2	39802/5	11,075	
132	54	10-12	Veneer	2	39803/2	13,515	
132	54	10-12	Laminate	2	39803/5	11,495	
144	54	10-12	Veneer	2	39804/2	13,495	
144	48	10-12	Laminate	2	39804/5	11,485	
144	54	10-12	Veneer	2	39805/2	14,160	
144	54	10-12	Laminate	2	39805/5	11,840	
144	60	10-12	Veneer	2	39806/2	14,760	
144	60	10-12	Laminate	2	39806/5	12,215	
156	48	12-14	Veneer	2	39807/2	13,980	
156	48	12-14	Laminate	2	39807/5	11,775	
156	54	12-14	Veneer	2	39808/2	14,680	
156	54	12-14	Laminate	2	39808/5	12,210	
156	60	12-14	Veneer	2	39809/2	15,340	
156	60	12-14	Laminate	2	39809/5	12,580	
168	48	12-14	Veneer	2	39810/2	14,435	
168	48	12-14	Laminate	2	39810/5	12,070	
168	54	12-14	Veneer	2	39811/2	15,205	
168	54	12-14	Laminate	2	39811/5	12,530	
168	60	12-14	Veneer	2	39812/2	15,915	
168	60	12-14	Laminate	2	39812/5	12,945	
180	54	14-16	Veneer	3	39813/2	15,720	
180	54	14-16	Laminate	3	39813/5	12,835	
180	60	14-16	Veneer	3	39814/2	16,485	
180	60	14-16	Laminate	3	39814/5	13,280	
192	54	14-16	Veneer	3	39815/2	16,235	
192	54	14-16	Laminate	3	39815/5	13,160	
192	60	14-16	Veneer	3	39816/2	17,050	
192	60	14-16	Laminate	3	39816/5	13,635	
204	54	16-18	Veneer	3	39817/2	16,750	
204	54	16-18	Laminate	3	39817/5	13,485	
204	60	16-18	Veneer	3	39818/2	17,625	
204	60	16-18	Laminate	3	39818/5	13,995	
216	54	16-18	Veneer	3	39819/2	17,270	
216	54	16-18	Laminate	3	39819/5	13,815	
216	60	16-18	Veneer	3	39820/2	18,195	
216	60	16-18	Laminate	3	39820/5	14,350	

* Based on a chair width of 25"

METRONOME™ TABLES

SUPER ELLIPSE WITH TROUGH Design - Fig40



Table Top



Super Ellipse

With Power Trough

Table height = 29"

2 Supports



Specify edge type: add the two letter code after the model number



Taper Edge (TE)



Self Edge (SE)



Facet Edge (FE)

Note: For powder coat bases, please use model # of anodized bases and add "PC" at the end, e.g. 39403PC/2.

Anodized Bases

L"	X	D"	Sugg Seat Capacity *	Top Finish	Top Sections	Model Number	List Price
84	42	6-8		Veneer	1	39823/2	8,640
84	42	6-8		Laminate	1	39823/5	7,570
96	42	6-8		Veneer	1	39825/2	9,045
96	42	6-8		Laminate	1	39825/5	7,860
96	48	6-8		Veneer	1	39826/2	9,520
96	48	6-8		Laminate	1	39826/5	8,130
108	42	8-10		Veneer	1	39827/2	9,495
108	42	8-10		Laminate	1	39827/5	8,135
108	48	8-10		Veneer	1	39828/2	9,915
108	48	8-10		Laminate	1	39828/5	8,425
120	42	8-10		Veneer	2	39829/2	10,065
120	42	8-10		Laminate	2	39829/5	8,610
120	48	8-10		Veneer	2	39830/2	10,600
120	48	8-10		Laminate	2	39830/5	8,880
120	54	8-10		Veneer	2	39831/2	11,160
120	54	8-10		Laminate	2	39831/5	9,200

Polished Bases

L"	X	D"	Sugg Seat Capacity *	Top Finish	Top Sections	Model Number	List Price
84	42	6-8		Veneer	1	39853/2	8,865
84	42	6-8		Laminate	1	39853/5	7,840
96	42	6-8		Veneer	1	39855/2	9,265
96	42	6-8		Laminate	1	39855/5	8,125
96	48	6-8		Veneer	1	39856/2	9,730
96	48	6-8		Laminate	1	39856/5	8,375
108	42	8-10		Veneer	1	39857/2	9,695
108	42	8-10		Laminate	1	39857/5	8,380
108	48	8-10		Veneer	1	39858/2	10,115
108	48	8-10		Laminate	1	39858/5	8,665
120	42	8-10		Veneer	2	39859/2	11,725
120	42	8-10		Laminate	2	39859/5	10,270
120	48	8-10		Veneer	2	39860/2	12,270
120	48	8-10		Laminate	2	39860/5	10,535
120	54	8-10		Veneer	2	39861/2	12,810
120	54	8-10		Laminate	2	39861/5	10,870

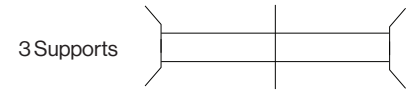
* Based on a chair width of 25"

METRONOME™ TABLES

SUPER ELLIPSE WITH TROUGH Design - Fig40



Table Top  **With Power Trough** Table height = 29"
Super Ellipse



Specify edge type: add the two letter code after the model number



Note: For powder coat bases, please use model # of anodized bases and add "PC" at the end, e.g. 39403PC/2.

Anodized Bases

L"	X	D"	Sugg Seat Capacity*	Top Finish	Top Sections	Model Number	List Price
132	48	10-12	Veneer	2	39832/2	14,065	
132	48	10-12	Laminate	2	39832/5	12,175	
132	54	10-12	Veneer	2	39833/2	14,680	
132	54	10-12	Laminate	2	39833/5	12,590	
144	48	10-12	Veneer	2	39834/2	14,665	
144	48	10-12	Laminate	2	39834/5	12,585	
144	54	10-12	Veneer	2	39835/2	15,340	
144	54	10-12	Laminate	2	39835/5	12,960	
144	60	10-12	Veneer	2	39836/2	15,975	
144	60	10-12	Laminate	2	39836/5	13,355	
156	48	12-14	Veneer	2	39837/2	16,500	
156	48	12-14	Laminate	2	39837/5	14,240	
156	54	12-14	Veneer	2	39838/2	17,240	
156	54	12-14	Laminate	2	39838/5	14,680	
156	60	12-14	Veneer	2	39839/2	17,905	
156	60	12-14	Laminate	2	39839/5	15,070	
168	48	12-14	Veneer	2	39840/2	16,980	
168	48	12-14	Laminate	2	39840/5	14,540	
168	54	12-14	Veneer	2	39841/2	17,775	
168	54	12-14	Laminate	2	39841/5	15,035	
168	60	12-14	Veneer	2	39842/2	18,505	
168	60	12-14	Laminate	2	39842/5	15,415	
180	54	14-16	Veneer	3	39843/2	18,435	
180	54	14-16	Laminate	3	39843/5	15,495	
180	60	14-16	Veneer	3	39844/2	19,240	
180	60	14-16	Laminate	3	39844/5	15,960	
192	54	14-16	Veneer	3	39845/2	18,975	
192	54	14-16	Laminate	3	39845/5	15,820	
192	60	14-16	Veneer	3	39846/2	19,820	
192	60	14-16	Laminate	3	39846/5	16,315	
204	54	16-18	Veneer	3	39847/2	19,515	
204	54	16-18	Laminate	3	39847/5	16,160	
204	60	16-18	Veneer	3	39848/2	20,415	
204	60	16-18	Laminate	3	39848/5	16,695	
216	54	16-18	Veneer	3	39849/2	20,050	
216	54	16-18	Laminate	3	39849/5	16,495	
216	60	16-18	Veneer	3	39850/2	21,000	
216	60	16-18	Laminate	3	39850/5	17,050	

Polished Bases

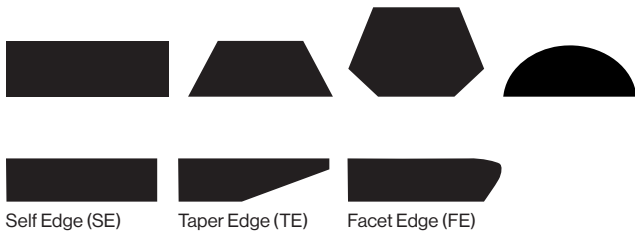
L"	X	D"	Sugg Seat Capacity*	Top Finish	Top Sections	Model Number	List Price
132	48	10-12	Veneer	2	39862/2	15,740	
132	48	10-12	Laminate	2	39862/5	13,830	
132	54	10-12	Veneer	2	39863/2	16,345	
132	54	10-12	Laminate	2	39863/5	14,255	
144	54	10-12	Veneer	2	39864/2	16,330	
144	48	10-12	Laminate	2	39864/5	14,245	
144	54	10-12	Veneer	2	39865/2	16,995	
144	54	10-12	Laminate	2	39865/5	14,625	
144	60	10-12	Veneer	2	39866/2	17,630	
144	60	10-12	Laminate	2	39866/5	15,030	
156	48	12-14	Veneer	2	39867/2	19,515	
156	48	12-14	Laminate	2	39867/5	17,255	
156	54	12-14	Veneer	2	39868/2	20,245	
156	54	12-14	Laminate	2	39868/5	17,705	
156	60	12-14	Veneer	2	39869/2	20,925	
156	60	12-14	Laminate	2	39869/5	18,080	
168	48	12-14	Veneer	2	39870/2	20,000	
168	48	12-14	Laminate	2	39870/5	17,560	
168	54	12-14	Veneer	2	39871/2	20,780	
168	54	12-14	Laminate	2	39871/5	18,030	
168	60	12-14	Veneer	2	39872/2	21,515	
168	60	12-14	Laminate	2	39872/5	18,435	
180	54	14-16	Veneer	3	39873/2	18,875	
180	54	14-16	Laminate	3	39873/5	16,015	
180	60	14-16	Veneer	3	39874/2	19,655	
180	60	14-16	Laminate	3	39874/5	16,460	
192	54	14-16	Veneer	3	39875/2	19,395	
192	54	14-16	Laminate	3	39875/5	16,320	
192	60	14-16	Veneer	3	39876/2	20,225	
192	60	14-16	Laminate	3	39876/5	16,815	
204	54	16-18	Veneer	3	39877/2	19,915	
204	54	16-18	Laminate	3	39877/5	16,645	
204	60	16-18	Veneer	3	39878/2	20,790	
204	60	16-18	Laminate	3	39878/5	17,170	
216	54	16-18	Veneer	3	39879/2	20,445	
216	54	16-18	Laminate	3	39879/5	16,980	
216	60	16-18	Veneer	3	39880/2	21,365	
216	60	16-18	Laminate	3	39880/5	17,520	

* Based on a chair width of 25"

METRONOME™ FLIPTOP TABLES

SURFACE SHAPES, EDGE & BASE DETAILS Design - Fig40

SHAPES AND EDGE DETAILS



DIMENSIONS

Top Depths:

24" / 30" / 36"

Top Lengths:

60", 66", 72", 78", 84", 90"

Top Thickness:

1" & 1¼"

Table Height:

29" for both 1" and 1¼" tops

Modesty Panel:

Available in veneer & plastic laminate

Base:

24" top with 18" wide center to center case (on caster)

30" top with 23" wide center to center case (on caster)

36" top with 29" wide center to center case (on caster)

Lock Release:

Leather pull tab releases locking mechanism

TOP FINISHES

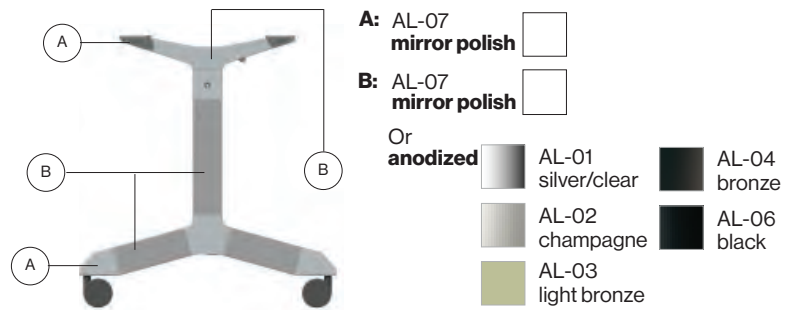
All standard Nienkämper veneers, stains and laminates available. Along with various material, edge treatments.

OPTIONS INCLUDE

Power/data AV solution, modesty panel, ganging hardware, wire management and flush or inset leg placement with locking casters.

BASE FINISHES

Metronome™ FlipTop Tables are offered in a variety of finish options. Finishes can be matching or mixed to create a unique combination.



A & B in powder coat paint finish, see below options:



Metronome FlipTop Table base in red powder coat finish PC-09

For tables with bases in powder coat, list price is the same as anodized bases. To select powder coat finish, please use the model # of anodized bases and add "PC" at the end. For example, 30662PC/2 is a 60"L x 24"W x 29"H Metronome™ FlipTop table with 1" thick top and flush bases in powder coat finish.

Note: Stretcher rails are always silver anodized finish

KEY FEATURES

- Aluminum base and structure construction
- Styling and finish to match the Metronome Conference line
- Self locking hinges
- Extruded and cast aluminum base construction
- Unique flexible hinged modesty panel
- Polished and painted finish available
- All standard veneers and p.lams available
- Self edge standard
- Locking, soft tread casters
- Tables are compatible with Vox® M Series and various SIMPLE Forums

METRONOME™ FLIPTOP TABLES

BASE CONSTRUCTION Design - Fig40

Aluminum is the only material used in the base construction providing a high degree of recycled material. This enables the complete recyclability of all elements.

The table rolls on 4 swiveling / locking 3" dia. casters. Base, hinge, stretcher rail, pull tab and casters are all integrated within the base structure.

Bases can be finished in a combination of anodized aluminum with polished castings, fully polished or fully powder coated. Bases are connected with an aluminum stretcher rail that is offered with a standard finish of anodized silver.

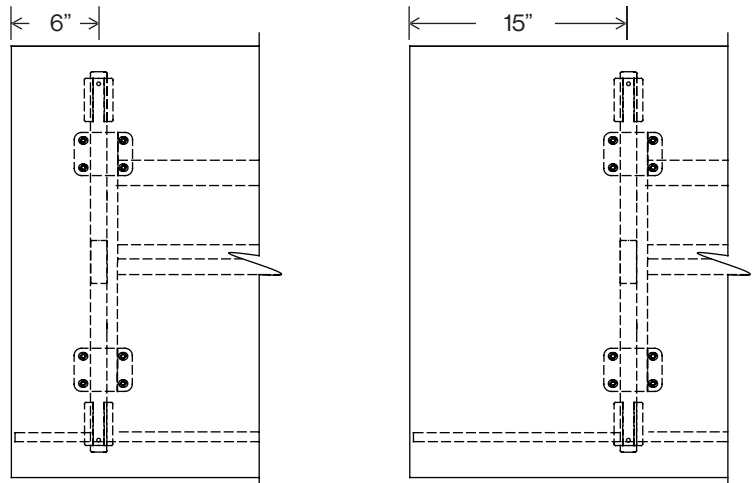


METRONOME™ FLIPTOP | BASE POSITION

Bases for rectangle shape are offered in two positions, flush and inset.

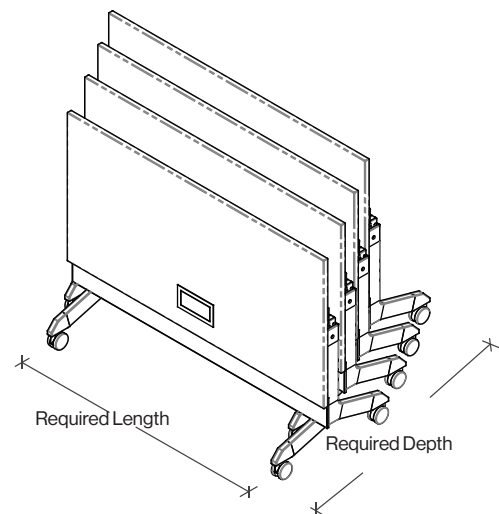
Flush leg position allows the user maximum knee space when tables are ganged together.

Inset leg position allow the maximum seating capacity when tables are ganged together by enabling seating on table seams.



METRONOME™ FLIPTOP | STORAGE REQUIREMENTS

Table Length	2 Tables	4 Tables	6 Tables	8 Tables	10 Tables	12 Tables
floor space required when nested for table depths of 24", 30" and 36" (L" x D")						
60"	34 x 63	49 x 69	65 x 75	80 x 81	95 x 87	111 x 93
66"	34 x 69	49 x 75	65 x 81	80 x 87	95 x 93	111 x 99
72"	34 x 75	49 x 81	65 x 87	80 x 93	95 x 99	111 x 105
78"	34 x 81	49 x 87	65 x 93	80 x 99	95 x 105	111 x 111
84"	34 x 87	49 x 93	65 x 99	80 x 105	95 x 111	111 x 117
90"	34 x 93	49 x 99	65 x 105	80 x 111	95 x 117	111 x 123



METRONOME™ FLIPTOP TABLES

CONNECTIVITY & WIRE MANAGEMENT Design - Fig40

Metronome™ FlipTop can be specified with a range of connectivity devices to suit most technology and price point requirements.

For connectivity device details and pricing visit www.nienkamper.com or contact customer service at 1.800.668.9318.



SIMPLE Pop-Up Forum



SIMPLE Forum



Vox® M-Forum

METRONOME™ FLIPTOP | WIRE MANAGEMENT

Tables that include connectivity devices are equipped with cable clips that are fixed to both the underside of the top and the base. Cables may be routed to either base according to user needs.



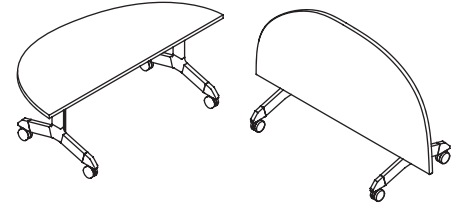
METRONOME™ FLIPTOP TABLES

HALF ROUND Design - Fig40



Tables shown on this page are standard with Metronome base, locking casters. Top is 1" thick for self edge and 1¼" thick for profile edges.

Wood tables have 1/8" solid wood self edge. P-Lam tables have 1/8" translucent edge. Specify edge type; add the two letter code after the model number.



Self Edge "SE"



Taper Edge "TE" on user side only



Facet Edge "FC" on user side only



Flow Form Edge "FF" on user side only 5% upcharge laminate not available

Note: For powder coat base, please use model # of anodized bases and add "PC" at the end, e.g. 30662PC/2.

1" TOP (SELF EDGE)

1¼" TOP (TAPER, FACET, FLOW FORM EDGE)

L"	X	W"	X	H"	Top Finish	ANODIZED		POLISHED		ANODIZED		POLISHED	
						Model No.	List Price	Model No.	List Price	Model No.	List Price	Model No.	List Price
48		24		29	Wood	31079/2	2,870	31076/2	3,275	31085/2	2,870	31082/2	3,275
48		24		29	P-Lam	31079/5	2,460	31076/5	2,855	31085/5	2,460	31082/5	2,855
60		30		29	Wood	31080/2	3,520	31077/2	3,915	31086/2	3,520	31083/2	3,915
60		30		29	P-Lam	31080/5	2,915	31077/5	3,305	31086/5	2,915	31083/5	3,305
60		36		29	Wood	31081/2	3,745	31078/2	4,135	31087/2	3,745	31084/2	4,135
60		36		29	P-Lam	31081/5	3,120	31078/5	3,515	31087/5	3,120	31084/5	3,515

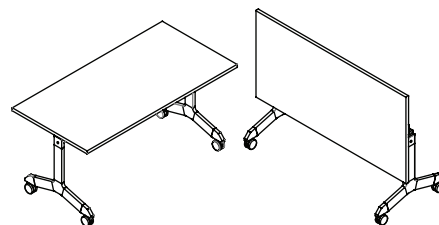
METRONOME™ FLIPTOP TABLES

RECTANGLE Design - Fig40

Tables shown on this page are standard with Metronome base, locking casters, no modesty panel and 1" thick top.

Wood tables have 1/8" solid wood self edge.

P-Lam tables have 1/8" translucent edge.



Self Edge "SE"

Note: For powder coat base, please use model # of anodized bases and add "PC" at the end, e.g. 30662PC/2.

1" TOP

L"	X	W"	X	H"	Top Finish	FLUSH BASES				INSET BASES			
						ANODIZED		POLISHED		ANODIZED		POLISHED	
						Model No.	List Price	Model No.	List Price	Model No.	List Price	Model No.	List Price
60	24	29	Wood	30662/2	3,270	30644/2	3,660	30698/2	3,270	30680/2	3,660		
60	24	29	P-Lam	30662/5	2,780	30644/5	3,175	30698/5	2,780	30680/5	3,175		
66	24	29	Wood	30663/2	3,405	30645/2	3,780	30699/2	3,405	30681/2	3,780		
66	24	29	P-Lam	30663/5	2,855	30645/5	3,255	30699/5	2,855	30681/5	3,255		
72	24	29	Wood	30664/2	3,515	30646/2	3,910	30700/2	3,515	30682/2	3,910		
72	24	29	P-Lam	30664/5	2,925	30646/5	3,325	30700/5	2,925	30682/5	3,325		
78	24	29	Wood	30665/2	3,640	30647/2	4,035	30701/2	3,640	30683/2	4,035		
78	24	29	P-Lam	30665/5	2,990	30647/5	3,400	30701/5	2,990	30683/5	3,400		
84	24	29	Wood	30666/2	3,760	30648/2	4,150	30702/2	3,760	30684/2	4,150		
84	24	29	P-Lam	30666/5	3,070	30648/5	3,455	30702/5	3,070	30684/5	3,455		
90	24	29	Wood	30667/2	3,885	30649/2	4,275	30703/2	3,885	30685/2	4,275		
90	24	29	P-Lam	30667/5	3,125	30649/5	3,520	30703/5	3,125	30685/5	3,520		
60	30	29	Wood	30668/2	3,520	30650/2	3,915	30704/2	3,520	30686/2	3,915		
60	30	29	P-Lam	30668/5	2,915	30650/5	3,305	30704/5	2,915	30686/5	3,305		
66	30	29	Wood	30669/2	3,665	30651/2	4,075	30705/2	3,665	30687/2	4,075		
66	30	29	P-Lam	30669/5	2,990	30651/5	3,400	30705/5	2,990	30687/5	3,400		
72	30	29	Wood	30670/2	3,820	30652/2	4,225	30706/2	3,820	30688/2	4,225		
72	30	29	P-Lam	30670/5	3,075	30652/5	3,460	30706/5	3,075	30688/5	3,460		
78	30	29	Wood	30671/2	3,970	30653/2	4,370	30707/2	3,970	30689/2	4,370		
78	30	29	P-Lam	30671/5	3,145	30653/5	3,545	30707/5	3,145	30689/5	3,545		
84	30	29	Wood	30672/2	4,120	30654/2	4,505	30708/2	4,120	30690/2	4,505		
84	30	29	P-Lam	30672/5	3,230	30654/5	3,630	30708/5	3,230	30690/5	3,630		
90	30	29	Wood	30673/2	4,260	30655/2	4,670	30709/2	4,260	30691/2	4,670		
90	30	29	P-Lam	30673/5	3,255	30655/5	3,650	30709/5	3,255	30691/5	3,650		
60	36	29	Wood	30674/2	3,745	30656/2	4,135	30710/2	3,745	30692/2	4,135		
60	36	29	P-Lam	30674/5	3,120	30656/5	3,515	30710/5	3,120	30692/5	3,515		
66	36	29	Wood	30675/2	3,900	30657/2	4,285	30711/2	3,900	30693/2	4,285		
66	36	29	P-Lam	30675/5	3,185	30657/5	3,580	30711/5	3,185	30693/5	3,580		
72	36	29	Wood	30676/2	4,120	30658/2	4,505	30712/2	4,120	30694/2	4,505		
72	36	29	P-Lam	30676/5	3,305	30658/5	3,705	30712/5	3,305	30694/5	3,705		
78	36	29	Wood	30677/2	4,245	30659/2	4,635	30713/2	4,245	30695/2	4,635		
78	36	29	P-Lam	30677/5	3,400	30659/5	3,775	30713/5	3,400	30695/5	3,775		
84	36	29	Wood	30678/2	4,375	30660/2	4,770	30714/2	4,375	30696/2	4,770		
84	36	29	P-Lam	30678/5	3,435	30660/5	3,840	30714/5	3,435	30696/5	3,840		
90	36	29	Wood	30679/2	4,595	30661/2	4,995	30715/2	4,595	30697/2	4,995		
90	36	29	P-Lam	30679/5	3,475	30661/5	3,880	30715/5	3,475	30697/5	3,880		

METRONOME™ FLIPTOP TABLES

RECTANGLE Design - Fig40

Tables shown on this page are standard with Metronome base, locking casters, no modesty panel and 1¼" thick top.

Wood tables have 1/8" solid wood self edge. P-Lam tables have 1/8" translucent edge. Specify edge type; add the two letter code after the model number.



Self Edge "SE"



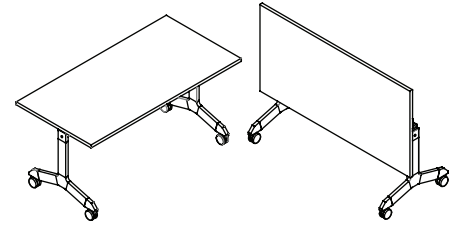
Taper Edge "TE" on user side only



Facet Edge "FC" on user side only



Flow Form Edge "FF" on user side only 5% upcharge laminate not available



Note: For powder coat base, please use model # of anodized bases and add "PC" at the end, e.g. 30662PC/2.

1¼" TOP

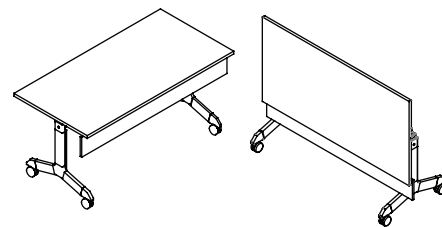
L"	X	W"	X	H"	Top Finish	FLUSH BASES				INSET BASES			
						ANODIZED		POLISHED		ANODIZED		POLISHED	
						Model No.	List Price	Model No.	List Price	Model No.	List Price	Model No.	List Price
60	24	29	Wood	30734/2	3,270	30716/2	3,660	30770/2	3,270	30752/2	3,660		
60	24	29	P-Lam	30734/5	2,780	30716/5	3,175	30770/5	2,780	30752/5	3,175		
66	24	29	Wood	30735/2	3,405	30717/2	3,780	30771/2	3,405	30753/2	3,780		
66	24	29	P-Lam	30735/5	2,855	30717/5	3,255	30771/5	2,855	30753/5	3,255		
72	24	29	Wood	30736/2	3,515	30718/2	3,910	30772/2	3,515	30754/2	3,910		
72	24	29	P-Lam	30736/5	2,925	30718/5	3,325	30772/5	2,925	30754/5	3,325		
78	24	29	Wood	30737/2	3,640	30719/2	4,035	30773/2	3,640	30755/2	4,035		
78	24	29	P-Lam	30737/5	2,990	30719/5	3,400	30773/5	2,990	30755/5	3,400		
84	24	29	Wood	30738/2	3,760	30720/2	4,150	30774/2	3,760	30756/2	4,150		
84	24	29	P-Lam	30738/5	3,070	30720/5	3,455	30774/5	3,070	30756/5	3,455		
90	24	29	Wood	30739/2	3,885	30721/2	4,275	30775/2	3,885	30757/2	4,275		
90	24	29	P-Lam	30739/5	3,125	30721/5	3,520	30775/5	3,125	30757/5	3,520		
60	30	29	Wood	30740/2	3,520	30722/2	3,915	30776/2	3,520	30758/2	3,915		
60	30	29	P-Lam	30740/5	2,915	30722/5	3,305	30776/5	2,915	30758/5	3,305		
66	30	29	Wood	30741/2	3,665	30723/2	4,075	30777/2	3,665	30759/2	4,075		
66	30	29	P-Lam	30741/5	2,990	30723/5	3,400	30777/5	2,990	30759/5	3,400		
72	30	29	Wood	30742/2	3,820	30724/2	4,225	30778/2	3,820	30760/2	4,225		
72	30	29	P-Lam	30742/5	3,075	30724/5	3,460	30778/5	3,075	30760/5	3,460		
78	30	29	Wood	30743/2	3,970	30725/2	4,370	30779/2	3,970	30761/2	4,370		
78	30	29	P-Lam	30743/5	3,145	30725/5	3,545	30779/5	3,145	30761/5	3,545		
84	30	29	Wood	30744/2	4,120	30726/2	4,505	30780/2	4,120	30762/2	4,505		
84	30	29	P-Lam	30744/5	3,230	30726/5	3,630	30780/5	3,230	30762/5	3,630		
90	30	29	Wood	30745/2	4,260	30727/2	4,670	30781/2	4,260	30763/2	4,670		
90	30	29	P-Lam	30745/5	3,255	30727/5	3,650	30781/5	3,255	30763/5	3,650		
60	36	29	Wood	30746/2	3,745	30728/2	4,135	30782/2	3,745	30764/2	4,135		
60	36	29	P-Lam	30746/5	3,120	30728/5	3,515	30782/5	3,120	30764/5	3,515		
66	36	29	Wood	30747/2	3,900	30729/2	4,285	30783/2	3,900	30765/2	4,285		
66	36	29	P-Lam	30747/5	3,185	30729/5	3,580	30783/5	3,185	30765/5	3,580		
72	36	29	Wood	30748/2	4,120	30730/2	4,505	30784/2	4,120	30766/2	4,505		
72	36	29	P-Lam	30748/5	3,305	30730/5	3,705	30784/5	3,305	30766/5	3,705		
78	36	29	Wood	30749/2	4,245	30731/2	4,635	30785/2	4,245	30767/2	4,635		
78	36	29	P-Lam	30749/5	3,400	30731/5	3,775	30785/5	3,400	30767/5	3,775		
84	36	29	Wood	30750/2	4,375	30732/2	4,770	30786/2	4,375	30768/2	4,770		
84	36	29	P-Lam	30750/5	3,435	30732/5	3,840	30786/5	3,435	30768/5	3,840		
90	36	29	Wood	30751/2	4,595	30733/2	4,995	30787/2	4,595	30769/2	4,995		
90	36	29	P-Lam	30751/5	3,475	30733/5	3,880	30787/5	3,475	30769/5	3,880		

METRONOME™ FLIPTOP TABLES

RECTANGLE WITH MODESTY PANEL Design - Fig40

Tables shown on this page are standard with Metronome base, locking casters, 5" tall modesty panel in matching finish and 1" thick top.

Wood tables have 1/8" solid wood self edge.
P-Lam tables have 1/8" translucent edge.



Self Edge "SE"

Note: For powder coat base, please use model # of anodized bases and add "PC" at the end, e.g. 30662PC/2.

1" TOP

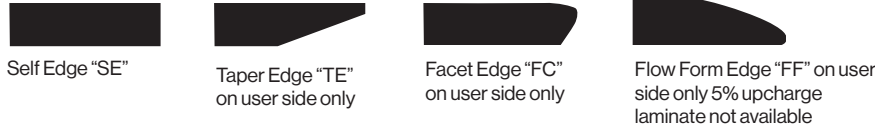
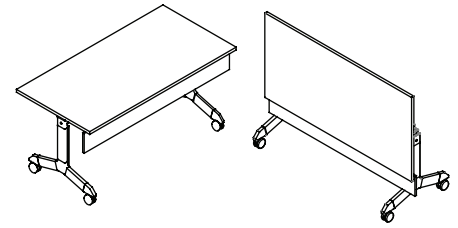
L"	X	W"	X	H"	Top Finish	FLUSH BASES				INSET BASES			
						ANODIZED		POLISHED		ANODIZED		POLISHED	
						Model No.	List Price	Model No.	List Price	Model No.	List Price	Model No.	List Price
60	24	29	Wood	30518/2	3,875	30500/2	4,260	30554/2	3,875	30536/2	4,260		
60	24	29	P-Lam	30518/5	3,235	30500/5	3,635	30554/5	3,235	30536/5	3,635		
66	24	29	Wood	30519/2	4,045	30501/2	4,455	30555/2	4,045	30537/2	4,455		
66	24	29	P-Lam	30519/5	3,360	30501/5	3,765	30555/5	3,360	30537/5	3,765		
72	24	29	Wood	30520/2	4,240	30502/2	4,620	30556/2	4,240	30538/2	4,620		
72	24	29	P-Lam	30520/5	3,475	30502/5	3,880	30556/5	3,475	30538/5	3,880		
78	24	29	Wood	30521/2	4,455	30503/2	4,845	30557/2	4,455	30539/2	4,845		
78	24	29	P-Lam	30521/5	3,630	30503/5	4,020	30557/5	3,630	30539/5	4,020		
84	24	29	Wood	30522/2	4,655	30504/2	5,040	30558/2	4,655	30540/2	5,040		
84	24	29	P-Lam	30522/5	3,750	30504/5	4,140	30558/5	3,750	30540/5	4,140		
90	24	29	Wood	30523/2	4,850	30505/2	5,245	30559/2	4,850	30541/2	5,245		
90	24	29	P-Lam	30523/5	3,880	30505/5	4,265	30559/5	3,880	30541/5	4,265		
60	30	29	Wood	30524/2	4,125	30506/2	4,515	30560/2	4,125	30542/2	4,515		
60	30	29	P-Lam	30524/5	3,350	30506/5	3,750	30560/5	3,350	30542/5	3,750		
66	30	29	Wood	30525/2	4,340	30507/2	4,725	30561/2	4,340	30543/2	4,725		
66	30	29	P-Lam	30525/5	3,505	30507/5	3,895	30561/5	3,505	30543/5	3,895		
72	30	29	Wood	30526/2	4,540	30508/2	4,930	30562/2	4,540	30544/2	4,930		
72	30	29	P-Lam	30526/5	3,630	30508/5	4,020	30562/5	3,630	30544/5	4,020		
78	30	29	Wood	30527/2	4,780	30509/2	5,185	30563/2	4,780	30545/2	5,185		
78	30	29	P-Lam	30527/5	3,775	30509/5	4,180	30563/5	3,775	30545/5	4,180		
84	30	29	Wood	30528/2	5,010	30510/2	5,405	30564/2	5,010	30546/2	5,405		
84	30	29	P-Lam	30528/5	3,915	30510/5	4,315	30564/5	3,915	30546/5	4,315		
90	30	29	Wood	30529/2	5,240	30511/2	5,640	30565/2	5,240	30547/2	5,640		
90	30	29	P-Lam	30529/5	4,005	30511/5	4,395	30565/5	4,005	30547/5	4,395		
60	36	29	Wood	30530/2	4,390	30512/2	4,790	30566/2	4,390	30548/2	4,790		
60	36	29	P-Lam	30530/5	3,595	30512/5	3,990	30566/5	3,595	30548/5	3,990		
66	36	29	Wood	30531/2	4,620	30513/2	5,030	30567/2	4,620	30549/2	5,030		
66	36	29	P-Lam	30531/5	3,735	30513/5	4,125	30567/5	3,735	30549/5	4,125		
72	36	29	Wood	30532/2	4,885	30514/2	5,270	30568/2	4,885	30550/2	5,270		
72	36	29	P-Lam	30532/5	3,915	30514/5	4,315	30568/5	3,915	30550/5	4,315		
78	36	29	Wood	30533/2	5,240	30515/2	5,640	30569/2	5,240	30551/2	5,640		
78	36	29	P-Lam	30533/5	4,005	30515/5	4,395	30569/5	4,005	30551/5	4,395		
84	36	29	Wood	30534/2	5,385	30516/2	5,785	30570/2	5,385	30552/2	5,785		
84	36	29	P-Lam	30534/5	4,130	30516/5	4,535	30570/5	4,130	30552/5	4,535		
90	36	29	Wood	30535/2	5,635	30517/2	6,025	30571/2	5,635	30553/2	6,025		
90	36	29	P-Lam	30535/5	4,255	30517/5	4,665	30571/5	4,255	30553/5	4,665		

METRONOME™ FLIPTOP TABLES

RECTANGLE WITH MODESTY PANEL Design - Fig40

Tables shown on this page are standard with Metronome base, locking casters, 5" tall modesty panel in matching finish and 1 1/4" thick top.

Wood tables have 1/8" solid wood self edge. P-Lam tables have 1/8" translucent edge.
Specify edge type; add the two letter code after the model number.



Note: For powder coat base, please use model # of anodized bases and add "PC" at the end, e.g. 30662PC/2.

1 1/4" TOP

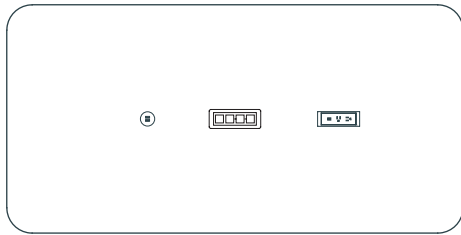
L"	X	W"	X	H"	Top Finish	FLUSH BASES				INSET BASES			
						ANODIZED		POLISHED		ANODIZED		POLISHED	
						Model No.	List Price	Model No.	List Price	Model No.	List Price	Model No.	List Price
60	24	29	Wood	30590/2	3,875	30572/2	4,260	30626/2	3,875	30608/2	4,260		
60	24	29	P-Lam	30590/5	3,235	30572/5	3,635	30626/5	3,235	30608/5	3,635		
66	24	29	Wood	30591/2	4,045	30573/2	4,455	30627/2	4,045	30609/2	4,455		
66	24	29	P-Lam	30591/5	3,360	30573/5	3,765	30627/5	3,360	30609/5	3,765		
72	24	29	Wood	30592/2	4,240	30574/2	4,620	30628/2	4,240	30610/2	4,620		
72	24	29	P-Lam	30592/5	3,475	30574/5	3,880	30628/5	3,475	30610/5	3,880		
78	24	29	Wood	30593/2	4,455	30575/2	4,845	30629/2	4,455	30611/2	4,845		
78	24	29	P-Lam	30593/5	3,630	30575/5	4,020	30629/5	3,630	30611/5	4,020		
84	24	29	Wood	30594/2	4,655	30576/2	5,040	30630/2	4,655	30612/2	5,040		
84	24	29	P-Lam	30594/5	3,750	30576/5	4,140	30630/5	3,750	30612/5	4,140		
90	24	29	Wood	30595/2	4,850	30577/2	5,245	30631/2	4,850	30613/2	5,245		
90	24	29	P-Lam	30595/5	3,880	30577/5	4,265	30631/5	3,880	30613/5	4,265		
60	30	29	Wood	30596/2	4,125	30578/2	4,515	30632/2	4,125	30614/2	4,515		
60	30	29	P-Lam	30596/5	3,350	30578/5	3,750	30632/5	3,350	30614/5	3,750		
66	30	29	Wood	30597/2	4,340	30579/2	4,725	30633/2	4,340	30615/2	4,725		
66	30	29	P-Lam	30597/5	3,505	30579/5	3,895	30633/5	3,505	30615/5	3,895		
72	30	29	Wood	30598/2	4,540	30580/2	4,930	30634/2	4,540	30616/2	4,930		
72	30	29	P-Lam	30598/5	3,630	30580/5	4,020	30634/5	3,630	30616/5	4,020		
78	30	29	Wood	30599/2	4,780	30581/2	5,185	30635/2	4,780	30617/2	5,185		
78	30	29	P-Lam	30599/5	3,775	30581/5	4,180	30635/5	3,775	30617/5	4,180		
84	30	29	Wood	30600/2	5,010	30582/2	5,405	30636/2	5,010	30618/2	5,405		
84	30	29	P-Lam	30600/5	3,915	30582/5	4,315	30636/5	3,915	30618/5	4,315		
90	30	29	Wood	30601/2	5,240	30583/2	5,640	30637/2	5,240	30619/2	5,640		
90	30	29	P-Lam	30601/5	4,005	30583/5	4,395	30637/5	4,005	30619/5	4,395		
60	36	29	Wood	30602/2	4,390	30584/2	4,790	30638/2	4,390	30620/2	4,790		
60	36	29	P-Lam	30602/5	3,595	30584/5	3,990	30638/5	3,595	30620/5	3,990		
66	36	29	Wood	30603/2	4,620	30585/2	5,030	30639/2	4,620	30621/2	5,030		
66	36	29	P-Lam	30603/5	3,735	30585/5	4,125	30639/5	3,735	30621/5	4,125		
72	36	29	Wood	30604/2	4,885	30586/2	5,270	30640/2	4,885	30622/2	5,270		
72	36	29	P-Lam	30604/5	3,915	30586/5	4,315	30640/5	3,915	30622/5	4,315		
78	36	29	Wood	30605/2	5,240	30587/2	5,640	30641/2	5,240	30623/2	5,640		
78	36	29	P-Lam	30605/5	4,005	30587/5	4,395	30641/5	4,005	30623/5	4,395		
84	36	29	Wood	30606/2	5,385	30588/2	5,785	30642/2	5,385	30624/2	5,785		
84	36	29	P-Lam	30606/5	4,130	30588/5	4,535	30642/5	4,130	30624/5	4,535		
90	36	29	Wood	30607/2	5,635	30589/2	6,025	30643/2	5,635	30625/2	6,025		
90	36	29	P-Lam	30607/5	4,255	30589/5	4,665	30643/5	4,255	30625/5	4,665		

TABLES

Metronome™ Trestle Table Design - Fig40

General Forum and Layout Details

36" Deep Table Specifics:



Simple Dot with Trim Forum

Simple Dot Forum

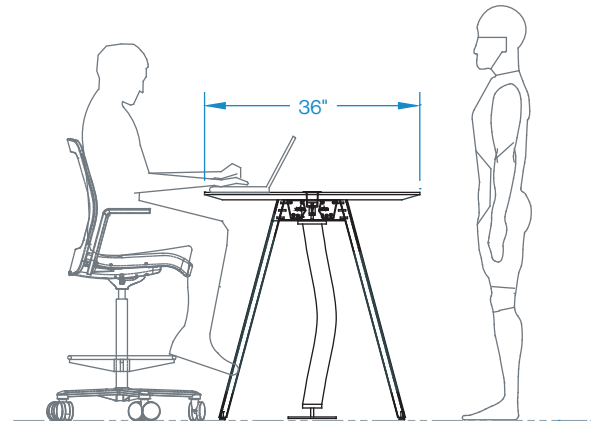
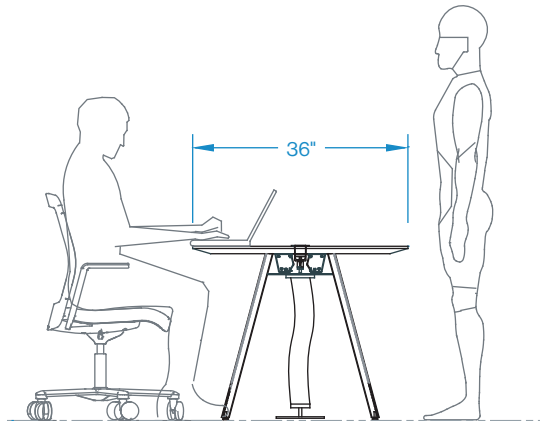
Simple Forum

Simple Rectangle Forum

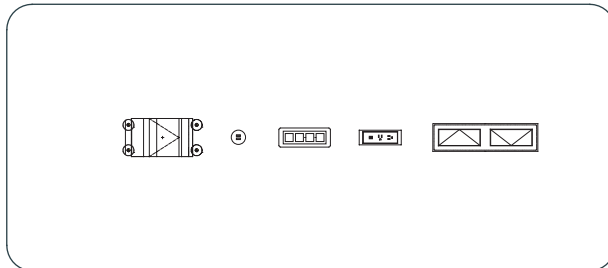


Center Plinth bases are not available with 36" deep Trestle tables.
If wire management is required, a standard or long cable conduit can be ordered.

* Foot bars are not offered as an option for 36" deep tables.



42", 48", 54", 60" Deep Table Specifics:



M-Forum

Simple Dot with Trim Forum

Simple Dot Forum

Simple Forum



Plinth Base



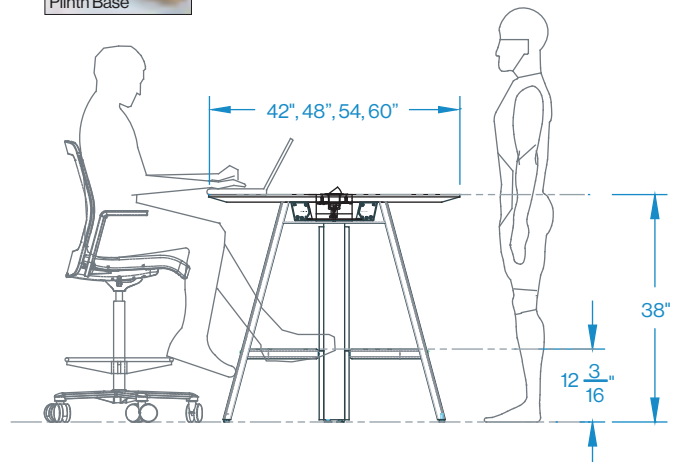
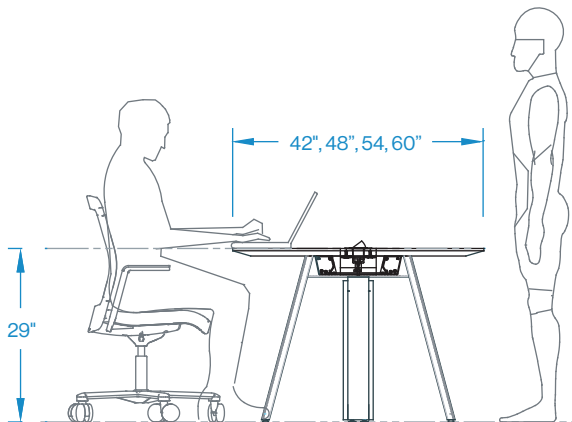
Simple Rectangle Forum



Simple Pop-Up Forum



Side to Side Pop Up Forum



METRONOME™ TRESTLE TABLES

SQUARE Design - Fig40



Model Number	W"	D"	H"	Top Finish	Top Section	List Price	Model Number	W"	D"	H"	Top Finish	Top Section	List Price
METRONOME TRESTLE TABLE SQUARE SHAPE													
29" Height							38" Height						
26560/229	36	36	29	Veneer	1	5,005	26560/238	36	36	38	Veneer	1	8,185
26560/529	36	36	29	P-Lam	1	4,605	26560/538	36	36	38	P-Lam	1	7,845
26561/229	48	48	29	Veneer	1	5,575	26561/238	48	48	38	Veneer	1	8,775
26561/529	48	48	29	P-Lam	1	4,960	26561/538	48	48	38	P-Lam	1	8,250
26562/229	54	54	29	Veneer	1	6,115	26562/238	54	54	38	Veneer	1	9,335
26562/529	54	54	29	P-Lam	1	5,115	26562/538	54	54	38	P-Lam	1	8,470
26563/229	60	60	29	Veneer	1	6,595	26563/238	60	60	38	Veneer	1	9,995
26563/529	60	60	29	P-Lam	1	5,320	26563/538	60	60	38	P-Lam	1	8,885

Standard Features:

- Tops are 1¼" thick, available in all Nienkämper standard veneers and plastic laminates.
- 3" Taper and self edge available.
- Solid oak, maple or walnut legs and can be stained in all Nienkämper finishes.
- All tables with 2 piece tops include a center plinth base with lift off access panels.
- Foot rails are typical to all standing height configurations excluding top depth of 36" and are powder coated to match stretcher rail.
- Tables compatible with most Nienkämper integrated connectivity and power solutions.

TABLES

Metronome™ Trestle Table Designer - Fig40

Model Number	W"	D"	H"	Top Finish	Top Section	List Price	Model Number	W"	D"	H"	Top Finish	Top Section	List Price
METRONOME TRESTLE TABLE RECTANGULAR SHAPE													
2 Bases / 29" Height							2 Bases / 38" Height						
26501/229	60	36	29	Veneer	1	5,435	26501/238	60	36	38	Veneer	1	8,725
26501/529	60	36	29	P-Lam	1	4,705	26501/538	60	36	38	P-Lam	1	8,095
26502/229	60	42	29	Veneer	1	5,645	26502/238	60	42	38	Veneer	1	8,900
26502/529	60	42	29	P-Lam	1	4,855	26502/538	60	42	38	P-Lam	1	8,225
26503/229	60	48	29	Veneer	1	5,980	26503/238	60	48	38	Veneer	1	9,195
26503/529	60	48	29	P-Lam	1	4,950	26503/538	60	48	38	P-Lam	1	8,305
26504/229	60	54	29	Veneer	1	6,370	26504/238	60	54	38	Veneer	1	9,535
26504/529	60	54	29	P-Lam	1	5,130	26504/538	60	54	38	P-Lam	1	8,455
26505/229	72	36	29	Veneer	1	5,730	26505/238	72	36	38	Veneer	1	9,020
26505/529	72	36	29	P-Lam	1	4,975	26505/538	72	36	38	P-Lam	1	8,370
26506/229	72	42	29	Veneer	1	6,220	26506/238	72	42	38	Veneer	1	9,440
26506/529	72	42	29	P-Lam	1	5,185	26506/538	72	42	38	P-Lam	1	8,550
26507/229	72	48	29	Veneer	1	6,335	26507/238	72	48	38	Veneer	1	9,545
26507/529	72	48	29	P-Lam	1	5,305	26507/538	72	48	38	P-Lam	1	8,655
26508/229	72	54	29	Veneer	1	6,580	26508/238	72	54	38	Veneer	1	9,760
26508/529	72	54	29	P-Lam	1	5,490	26508/538	72	54	38	P-Lam	1	8,815
26509/229	72	60	29	Veneer	1	6,885	26509/238	72	60	38	Veneer	1	10,020
26509/529	72	60	29	P-Lam	1	5,730	26509/538	72	60	38	P-Lam	1	9,020
26510/229	84	36	29	Veneer	1	6,270	26510/238	84	36	38	Veneer	1	9,530
26510/529	84	36	29	P-Lam	1	5,240	26510/538	84	36	38	P-Lam	1	8,645
26511/229	84	42	29	Veneer	1	6,575	26511/238	84	42	38	Veneer	1	9,795
26511/529	84	42	29	P-Lam	1	5,510	26511/538	84	42	38	P-Lam	1	8,875
26512/229	84	48	29	Veneer	1	6,755	26512/238	84	48	38	Veneer	1	9,955
26512/529	84	48	29	P-Lam	1	5,660	26512/538	84	48	38	P-Lam	1	9,005
26513/229	84	54	29	Veneer	1	7,115	26513/238	84	54	38	Veneer	1	10,270
26513/529	84	54	29	P-Lam	1	5,905	26513/538	84	54	38	P-Lam	1	9,220
26514/229	84	60	29	Veneer	1	7,540	26514/238	84	60	38	Veneer	1	10,635
26514/529	84	60	29	P-Lam	1	6,215	26514/538	84	60	38	P-Lam	1	9,480
26515/229	96	36	29	Veneer	1	6,565	26515/238	96	36	38	Veneer	1	9,835
26515/529	96	36	29	P-Lam	1	5,535	26515/538	96	36	38	P-Lam	1	8,945
26516/229	96	42	29	Veneer	1	6,925	26516/238	96	42	38	Veneer	1	10,155
26516/529	96	42	29	P-Lam	1	5,840	26516/538	96	42	38	P-Lam	1	9,205
26517/229	96	48	29	Veneer	1	7,210	26517/238	96	48	38	Veneer	1	10,385
26517/529	96	48	29	P-Lam	1	6,020	26517/538	96	48	38	P-Lam	1	9,365
26518/229	96	54	29	Veneer	1	7,630	26518/238	96	54	38	Veneer	1	10,755
26518/529	96	54	29	P-Lam	1	6,385	26518/538	96	54	38	P-Lam	1	9,675
26519/229	96	60	29	Veneer	1	7,995	26519/238	96	60	38	Veneer	1	11,070
26519/529	96	60	29	P-Lam	1	6,685	26519/538	96	60	38	P-Lam	1	9,935
26520/229	108	42	29	Veneer	1	7,385	26520/238	108	42	38	Veneer	1	10,585
26520/529	108	42	29	P-Lam	1	6,035	26520/538	108	42	38	P-Lam	1	9,420
26521/229	108	48	29	Veneer	1	7,830	26521/238	108	48	38	Veneer	1	10,975
26521/529	108	48	29	P-Lam	1	6,390	26521/538	108	48	38	P-Lam	1	9,720
26522/229	108	54	29	Veneer	1	7,990	26522/238	108	54	38	Veneer	1	11,100
26522/529	108	54	29	P-Lam	1	6,470	26522/538	108	54	38	P-Lam	1	9,795
26523/229	108	60	29	Veneer	1	8,285	26523/238	108	60	38	Veneer	1	11,375
26523/529	108	60	29	P-Lam	1	6,680	26523/538	108	60	38	P-Lam	1	9,985

Standard Features:

- Tops are 1¼" thick, available in all Nienkämper standard veneers and plastic laminates.
- 3" Taper and self edge available.
- Solid oak, maple or walnut legs and can be stained in all Nienkämper finishes.
- All tables with 2 piece tops include a center plinth base with lift off access panels.
- Foot rails are typical to all standing height configurations excluding top depth of 36" and are powder coated to match stretcher rail.
- Tables compatible with most Nienkämper integrated connectivity and power solutions.

Model #26523/538 & #26523/529



TABLES

Metronome™ Trestle Table Designer - Fig40

Model Number	W"	D"	H"	Top Finish	Top Section	List Price	Model Number	W"	D"	H"	Top Finish	Top Section	List Price
METRONOME TRESTLE TABLE RECTANGULAR SHAPE							METRONOME TRESTLE TABLE RECTANGULAR SHAPE						
3 Bases / 29" Height							3 Bases / 38" Height						
26524/229	120	42	29	Veneer	2	10,325	26524/238	120	42	38	Veneer	2	14,000
26524/529	120	42	29	P-Lam	2	8,915	26524/538	120	42	38	P-Lam	2	12,790
26525/229	120	48	29	Veneer	2	10,915	26525/238	120	48	38	Veneer	2	14,460
26525/529	120	48	29	P-Lam	2	9,260	26525/538	120	48	38	P-Lam	2	13,035
26526/229	120	54	29	Veneer	2	11,445	26526/238	120	54	38	Veneer	2	14,880
26526/529	120	54	29	P-Lam	2	9,580	26526/538	120	54	38	P-Lam	2	13,265
26527/229	120	60	29	Veneer	2	11,950	26527/238	120	60	38	Veneer	2	15,185
26527/529	120	60	29	P-Lam	2	9,855	26527/538	120	60	38	P-Lam	2	13,380
26528/229	132	42	29	Veneer	2	10,870	26528/238	132	42	38	Veneer	2	14,525
26528/529	132	42	29	P-Lam	2	9,320	26528/538	132	42	38	P-Lam	2	13,185
26529/229	132	48	29	Veneer	2	11,400	26529/238	132	48	38	Veneer	2	14,925
26529/529	132	48	29	P-Lam	2	9,615	26529/538	132	48	38	P-Lam	2	13,380
26530/229	132	54	29	Veneer	2	12,010	26530/238	132	54	38	Veneer	2	15,415
26530/529	132	54	29	P-Lam	2	9,810	26530/538	132	54	38	P-Lam	2	13,510
26531/229	132	60	29	Veneer	2	12,405	26531/238	132	60	38	Veneer	2	15,620
26531/529	132	60	29	P-Lam	2	10,185	26531/538	132	60	38	P-Lam	2	13,710
26532/229	144	48	29	Veneer	2	11,880	26532/238	144	48	38	Veneer	2	15,410
26532/529	144	48	29	P-Lam	2	9,935	26532/538	144	48	38	P-Lam	2	13,730
26533/229	144	54	29	Veneer	2	12,550	26533/538	144	54	38	Veneer	2	15,945
26533/529	144	54	29	P-Lam	2	10,245	26533/538	144	54	38	P-Lam	2	13,955
26534/229	144	60	29	Veneer	2	13,165	26534/238	144	60	38	Veneer	2	16,355
26534/529	144	60	29	P-Lam	2	10,690	26534/538	144	60	38	P-Lam	2	14,210
26535/229	156	48	29	Veneer	2	12,365	26535/238	156	48	38	Veneer	2	15,865
26535/529	156	48	29	P-Lam	2	10,325	26535/538	156	48	38	P-Lam	2	14,100
26536/229	156	54	29	Veneer	2	13,095	26536/238	156	54	38	Veneer	2	16,465
26536/529	156	54	29	P-Lam	2	10,675	26536/538	156	54	38	P-Lam	2	14,375
26537/229	156	60	29	Veneer	2	13,810	26537/238	156	60	38	Veneer	2	16,955
26537/529	156	60	29	P-Lam	2	11,175	26537/538	156	60	38	P-Lam	2	14,665
26538/229	168	48	29	Veneer	2	12,875	26538/238	168	48	38	Veneer	2	16,360
26538/529	168	48	29	P-Lam	2	10,675	26538/538	168	48	38	P-Lam	2	14,455
26539/229	168	54	29	Veneer	2	13,575	26539/238	168	54	38	Veneer	2	16,925
26539/529	168	54	29	P-Lam	2	11,065	26539/538	168	54	38	P-Lam	2	14,755
26540/229	168	60	29	Veneer	2	14,445	26540/238	168	60	38	Veneer	2	17,560
26540/529	168	60	29	P-Lam	2	11,560	26540/538	168	60	38	P-Lam	2	15,050
26541/229	180	48	29	Veneer	3	13,390	26541/238	180	48	38	Veneer	3	16,845
26541/529	180	48	29	P-Lam	3	11,065	26541/538	180	48	38	P-Lam	3	14,835
26542/229	180	54	29	Veneer	3	14,130	26542/238	180	54	38	Veneer	3	17,450
26542/529	180	54	29	P-Lam	3	11,445	26542/538	180	54	38	P-Lam	3	15,135
26543/229	180	60	29	Veneer	3	14,965	26543/238	180	60	38	Veneer	3	18,040
26543/529	180	60	29	P-Lam	3	11,985	26543/538	180	60	38	P-Lam	3	15,465

Model #26543/538



Standard Features:

- Tops are 1¼" thick, available in all Nienkämper standard veneers and plastic laminates.
- 3" Taper and self edge available.
- Solid oak, maple or walnut legs and can be stained in all Nienkämper finishes.
- All tables with 2 piece tops include a center plinth base with lift off access panels.
- Foot rails are typical to all standing height configurations excluding top depth of 36" and are powder coated to match stretcher rail.
- Tables compatible with most Nienkämper integrated connectivity and power solutions.

TABLES

Metronome™ Trestle Table Designer - Fig40



Model Number	W"	D"	H"	Top Finish	Top Section	List Price	Model Number	W"	D"	H"	Top Finish	Top Section	List Price
METRONOME TRESTLE TABLE RECTANGULAR SHAPE													
4 Bases / 29" Height							4 Bases / 38" Height						
26544/229	192	48	29	Veneer	4	16,600	26544/238	192	48	38	Veneer	4	20,525
26544/529	192	48	29	P-Lam	4	13,870	26544/538	192	48	38	P-Lam	4	18,155
26545/229	192	54	29	Veneer	4	17,350	26545/238	192	54	38	Veneer	4	21,165
26545/529	192	54	29	P-Lam	4	14,355	26545/538	192	54	38	P-Lam	4	18,575
26546/229	192	60	29	Veneer	4	18,075	26546/238	192	60	38	Veneer	4	21,800
26546/529	192	60	29	P-Lam	4	14,750	26546/538	192	60	38	P-Lam	4	18,920
26547/229	204	48	29	Veneer	4	17,070	26547/238	204	48	38	Veneer	4	20,990
26547/529	204	48	29	P-Lam	4	14,290	26547/538	204	48	38	P-Lam	4	18,575
26548/229	204	54	29	Veneer	4	17,860	26548/238	204	54	38	Veneer	4	21,670
26548/529	204	54	29	P-Lam	4	14,835	26548/538	204	54	38	P-Lam	4	19,045
26549/229	204	60	29	Veneer	4	18,615	26549/238	204	60	38	Veneer	4	22,325
26549/529	204	60	29	P-Lam	4	15,225	26549/538	204	60	38	P-Lam	4	19,385
26550/229	216	48	29	Veneer	4	17,615	26550/238	216	48	38	Veneer	4	21,485
26550/529	216	48	29	P-Lam	4	14,620	26550/538	216	48	38	P-Lam	4	18,895
26551/229	216	54	29	Veneer	4	18,400	26551/238	216	54	38	Veneer	4	22,175
26551/529	216	54	29	P-Lam	4	15,320	26551/538	216	54	38	P-Lam	4	19,505
26552/229	216	60	29	Veneer	4	19,175	26552/238	216	60	38	Veneer	4	22,840
26552/529	216	60	29	P-Lam	4	15,735	26552/538	216	60	38	P-Lam	4	19,865
26553/229	228	48	29	Veneer	4	18,005	26553/238	228	48	38	Veneer	4	21,880
26553/529	228	48	29	P-Lam	4	14,970	26553/538	228	48	38	P-Lam	4	19,255
26554/229	228	54	29	Veneer	4	18,930	26554/238	228	54	38	Veneer	4	22,680
26554/529	228	54	29	P-Lam	4	15,675	26554/538	228	54	38	P-Lam	4	19,865
26555/229	228	60	29	Veneer	4	19,875	26555/238	228	60	38	Veneer	4	23,500
26555/529	228	60	29	P-Lam	4	16,135	26555/538	228	60	38	P-Lam	4	20,250
26556/229	240	48	29	Veneer	4	18,520	26556/238	240	48	38	Veneer	4	22,340
26556/529	240	48	29	P-Lam	4	15,430	26556/538	240	48	38	P-Lam	4	19,665
26557/229	240	54	29	Veneer	4	19,390	26557/238	240	54	38	Veneer	4	23,100
26557/529	240	54	29	P-Lam	4	16,015	26557/538	240	54	38	P-Lam	4	20,175
26558/229	240	60	29	Veneer	4	20,370	26558/238	240	60	38	Veneer	4	23,950
26558/529	240	60	29	P-Lam	4	16,470	26558/538	240	60	38	P-Lam	4	20,565

Standard Features:

- Tops are 1/4" thick, available in all Nienkämper standard veneers and plastic laminates.
- 3" Taper and self edge available.
- Solid oak, maple or walnut legs and can be stained in all Nienkämper finishes.
- All tables with 2 piece tops include a center plinth base with lift off access panels.
- Foot rails are typical to all standing height configurations excluding top depth of 36" and are powder coated to match stretcher rail.
- Tables compatible with most Nienkämper integrated connectivity and power solutions.

TABLES

Metronome™ Trestle Table Designer - Fig40



Model Number	W"	D"	H"	Top Finish	Top Section	List Price	Model Number	W"	D"	H"	Top Finish	Top Section	List Price
29" Height							38" Height						
26625/229	36	36	29	Veneer	1	5,125	26625/238	36	36	38	Veneer	1	8,395
26625/529	36	36	29	P-Lam	1	4,720	26625/538	36	36	38	P-Lam	1	8,040
26626/229	48	48	29	Veneer	1	5,715	26626/238	48	48	38	Veneer	1	8,995
26626/529	48	48	29	P-Lam	1	5,090	26626/538	48	48	38	P-Lam	1	8,455
26627/229	54	54	29	Veneer	1	6,270	26627/238	54	54	38	Veneer	1	9,580
26627/529	54	54	29	P-Lam	1	5,245	26627/538	54	54	38	P-Lam	1	8,680
26628/229	60	60	29	Veneer	1	6,765	26628/238	60	60	38	Veneer	1	10,240
26628/529	60	60	29	P-Lam	1	5,460	26628/538	60	60	38	P-Lam	1	9,110

Standard Features:

- Tops are 1¼" thick, available in all Nienkämper standard veneers and plastic laminates.
- 3" Taper and self edge available.
- Solid oak, maple or walnut legs and can be stained in all Nienkämper finishes.
- All tables with 2 piece tops include a center plinth base with lift off access panels.
- Foot rails are typical to all standing height configurations excluding top depth of 36" and are powder coated to match stretcher rail.
- Tables compatible with most Nienkämper integrated connectivity and power solutions.

TABLES

Metronome™ Trestle Table Designer - Fig40



Model Number	W"	D"	H"	Top Finish	Top Section	List Price	Model Number	W"	D"	H"	Top Finish	Top Section	List Price
2 Bases / 29" Height							2 Bases / 38" Height						
26565/229	60	36	29	Veneer	1	5,575	26565/238	60	36	38	Veneer	1	8,945
26565/529	60	36	29	P-Lam	1	4,825	26565/538	60	36	38	P-Lam	1	8,295
26566/229	60	42	29	Veneer	1	5,790	26566/238	60	42	38	Veneer	1	9,125
26566/529	60	42	29	P-Lam	1	4,985	26566/538	60	42	38	P-Lam	1	8,435
26567/229	60	48	29	Veneer	1	6,130	26567/238	60	48	38	Veneer	1	9,425
26567/529	60	48	29	P-Lam	1	5,075	26567/538	60	48	38	P-Lam	1	8,515
26568/229	60	54	29	Veneer	1	6,535	26568/238	60	54	38	Veneer	1	9,780
26568/529	60	54	29	P-Lam	1	5,265	26568/538	60	54	38	P-Lam	1	8,670
26569/229	72	36	29	Veneer	1	5,875	26569/238	72	36	38	Veneer	1	9,250
26569/529	72	36	29	P-Lam	1	5,100	26569/538	72	36	38	P-Lam	1	8,585
26570/229	72	42	29	Veneer	1	6,380	26570/238	72	42	38	Veneer	1	9,680
26570/529	72	42	29	P-Lam	1	5,315	26570/538	72	42	38	P-Lam	1	8,770
26571/229	72	48	29	Veneer	1	6,495	26571/238	72	48	38	Veneer	1	9,790
26571/529	72	48	29	P-Lam	1	5,440	26571/538	72	48	38	P-Lam	1	8,875
26572/229	72	54	29	Veneer	1	6,750	26572/238	72	54	38	Veneer	1	10,005
26572/529	72	54	29	P-Lam	1	5,625	26572/538	72	54	38	P-Lam	1	9,030
26573/229	72	60	29	Veneer	1	7,055	26573/238	72	60	38	Veneer	1	10,270
26573/529	72	60	29	P-Lam	1	5,875	26573/538	72	60	38	P-Lam	1	9,250
26574/229	84	36	29	Veneer	1	6,435	26574/238	84	36	38	Veneer	1	9,775
26574/529	84	36	29	P-Lam	1	5,370	26574/538	84	36	38	P-Lam	1	8,865
26575/229	84	42	29	Veneer	1	6,745	26575/238	84	42	38	Veneer	1	10,045
26575/529	84	42	29	P-Lam	1	5,655	26575/538	84	42	38	P-Lam	1	9,100
26576/229	84	48	29	Veneer	1	6,920	26576/238	84	48	38	Veneer	1	10,210
26576/529	84	48	29	P-Lam	1	5,810	26576/538	84	48	38	P-Lam	1	9,230
26577/229	84	54	29	Veneer	1	7,295	26577/238	84	54	38	Veneer	1	10,530
26577/529	84	54	29	P-Lam	1	6,055	26577/538	84	54	38	P-Lam	1	9,450
26578/229	84	60	29	Veneer	1	7,730	26578/238	84	60	38	Veneer	1	10,900
26578/529	84	60	29	P-Lam	1	6,360	26578/538	84	60	38	P-Lam	1	9,720
26579/229	96	36	29	Veneer	1	6,740	26579/238	96	36	38	Veneer	1	10,090
26579/529	96	36	29	P-Lam	1	5,680	26579/538	96	36	38	P-Lam	1	9,175
26580/229	96	42	29	Veneer	1	7,110	26580/238	96	42	38	Veneer	1	10,410
26580/529	96	42	29	P-Lam	1	5,995	26580/538	96	42	38	P-Lam	1	9,435
26581/229	96	48	29	Veneer	1	7,390	26581/238	96	48	38	Veneer	1	10,645
26581/529	96	48	29	P-Lam	1	6,175	26581/538	96	48	38	P-Lam	1	9,605
26582/229	96	54	29	Veneer	1	7,820	26582/238	96	54	38	Veneer	1	11,025
26582/529	96	54	29	P-Lam	1	6,545	26582/538	96	54	38	P-Lam	1	9,915
26583/229	96	60	29	Veneer	1	8,200	26583/238	96	60	38	Veneer	1	11,350
26583/529	96	60	29	P-Lam	1	6,860	26583/538	96	60	38	P-Lam	1	10,185
26584/229	108	42	29	Veneer	1	7,575	26584/238	108	42	38	Veneer	1	10,855
26584/529	108	42	29	P-Lam	1	6,190	26584/538	108	42	38	P-Lam	1	9,655
26585/229	108	48	29	Veneer	1	8,030	26585/238	108	48	38	Veneer	1	11,250
26585/529	108	48	29	P-Lam	1	6,550	26585/538	108	48	38	P-Lam	1	9,970
26586/229	108	54	29	Veneer	1	8,190	26586/238	108	54	38	Veneer	1	11,390
26586/529	108	54	29	P-Lam	1	6,645	26586/538	108	54	38	P-Lam	1	10,045
26587/229	108	60	29	Veneer	1	8,490	26587/238	108	60	38	Veneer	1	11,650
26587/529	108	60	29	P-Lam	1	6,855	26587/538	108	60	38	P-Lam	1	10,230

Standard Features:

- Tops are 1¼" thick, available in all Nienkämper standard veneers and plastic laminates.
- 3" Taper and self edge available.
- Solid oak, maple or walnut legs and can be stained in all Nienkämper finishes.
- All tables with 2 piece tops include a center plinth base with lift off access panels.
- Foot rails are typical to all standing height configurations excluding top depth of 36" and are powder coated to match stretcher rail.
- Tables compatible with most Nienkämper integrated connectivity and power solutions.

Model # 26587/538



TABLES

Metronome™ Trestle Table Designer - Fig40



Model Number	W"	D"	H"	Top Finish	Top Section	List Price	Model Number	W"	D"	H"	Top Finish	Top Section	List Price
METRONOME TRESTLE TABLE RECTANGULAR SHAPE WITH 4" RADIUS SOFT CORNERS													
3 Bases / 29" Height							3 Bases / 38" Height						
26588/229	120	42	29	Veneer	2	10,585	26588/238	120	42	38	Veneer	2	14,355
26588/529	120	42	29	P-Lam	2	9,145	26588/538	120	42	38	P-Lam	2	13,110
26589/229	120	48	29	Veneer	2	11,195	26589/238	120	48	38	Veneer	2	14,825
26589/529	120	48	29	P-Lam	2	9,495	26589/538	120	48	38	P-Lam	2	13,365
26590/229	120	54	29	Veneer	2	11,740	26590/238	120	54	38	Veneer	2	15,260
26590/529	120	54	29	P-Lam	2	9,825	26590/538	120	54	38	P-Lam	2	13,600
26591/229	120	60	29	Veneer	2	12,250	26591/238	120	60	38	Veneer	2	15,570
26591/529	120	60	29	P-Lam	2	10,105	26591/538	120	60	38	P-Lam	2	13,715
26592/229	132	42	29	Veneer	2	11,155	26592/238	132	42	38	Veneer	2	14,880
26592/529	132	42	29	P-Lam	2	9,565	26592/538	132	42	38	P-Lam	2	13,515
26593/229	132	48	29	Veneer	2	11,680	26593/238	132	48	38	Veneer	2	15,295
26593/529	132	48	29	P-Lam	2	9,860	26593/538	132	48	38	P-Lam	2	13,715
26594/229	132	54	29	Veneer	2	12,315	26594/238	132	54	38	Veneer	2	15,805
26594/529	132	54	29	P-Lam	2	10,060	26594/538	132	54	38	P-Lam	2	13,850
26595/229	132	60	29	Veneer	2	12,705	26595/238	132	60	38	Veneer	2	16,020
26595/529	132	60	29	P-Lam	2	10,445	26595/538	132	60	38	P-Lam	2	14,055
26596/229	144	48	29	Veneer	2	12,180	26596/238	144	48	38	Veneer	2	15,800
26596/529	144	48	29	P-Lam	2	10,185	26596/538	144	48	38	P-Lam	2	14,070
26597/229	144	54	29	Veneer	2	12,865	26597/238	144	54	38	Veneer	2	16,350
26597/529	144	54	29	P-Lam	2	10,500	26597/538	144	54	38	P-Lam	2	14,305
26598/229	144	60	29	Veneer	2	13,495	26598/238	144	60	38	Veneer	2	16,760
26598/529	144	60	29	P-Lam	2	10,965	26598/538	144	60	38	P-Lam	2	14,570
26599/229	156	48	29	Veneer	2	12,670	26599/238	156	48	38	Veneer	2	16,265
26599/529	156	48	29	P-Lam	2	10,585	26599/538	156	48	38	P-Lam	2	14,460
26600/229	156	54	29	Veneer	2	13,420	26600/238	156	54	38	Veneer	2	16,870
26600/529	156	54	29	P-Lam	2	10,950	26600/538	156	54	38	P-Lam	2	14,740
26601/229	156	60	29	Veneer	2	14,155	26601/238	156	60	38	Veneer	2	17,385
26601/529	156	60	29	P-Lam	2	11,445	26601/538	156	60	38	P-Lam	2	15,040
26602/229	168	48	29	Veneer	2	13,195	26602/238	168	48	38	Veneer	2	16,770
26602/529	168	48	29	P-Lam	2	10,950	26602/538	168	48	38	P-Lam	2	14,820
26603/229	168	54	29	Veneer	2	13,910	26603/238	168	54	38	Veneer	2	17,345
26603/529	168	54	29	P-Lam	2	11,340	26603/538	168	54	38	P-Lam	2	15,130
26604/229	168	60	29	Veneer	2	14,815	26604/238	168	60	38	Veneer	2	18,000
26604/529	168	60	29	P-Lam	2	11,850	26604/538	168	60	38	P-Lam	2	15,430
26605/229	180	48	29	Veneer	3	13,730	26605/238	180	48	38	Veneer	3	17,270
26605/529	180	48	29	P-Lam	3	11,340	26605/538	180	48	38	P-Lam	3	15,205
26606/229	180	54	29	Veneer	3	14,485	26606/238	180	54	38	Veneer	3	17,890
26606/529	180	54	29	P-Lam	3	11,740	26606/538	180	54	38	P-Lam	3	15,505
26607/229	180	60	29	Veneer	3	15,345	26607/238	180	60	38	Veneer	3	18,500
26607/529	180	60	29	P-Lam	3	12,285	26607/538	180	60	38	P-Lam	3	15,845

Standard Features:

- Tops are 1¼" thick, available in all Nienkämper standard veneers and plastic laminates.
- 3" Taper and self edge available.
- Solid oak, maple or walnut legs and can be stained in all Nienkämper finishes.
- All tables with 2 piece tops include a center plinth base with lift off access panels.
- Foot rails are typical to all standing height configurations excluding top depth of 36" and are powder coated to match stretcher rail.
- Tables compatible with most Nienkämper integrated connectivity and power solutions.

Model # 26607/238



TABLES

Metronome™ Trestle Table Designer - Fig40



Model Number	W"	D"	H"	Top Finish	Top Section	List Price	Model Number	W"	D"	H"	Top Finish	Top Section	List Price
METRONOME TRESTLE TABLE RECTANGULAR SHAPE WITH 4" RADIUS SOFT CORNERS													
4 Bases / 29" Height							4 Bases / 38" Height						
26608/229	192	48	29	Veneer	4	17,010	26608/238	192	48	38	Veneer	4	21,030
26608/529	192	48	29	P-Lam	4	14,220	26608/538	192	48	38	P-Lam	4	18,615
26609/229	192	54	29	Veneer	4	17,785	26609/238	192	54	38	Veneer	4	21,700
26609/529	192	54	29	P-Lam	4	14,725	26609/538	192	54	38	P-Lam	4	19,040
26610/229	192	60	29	Veneer	4	18,525	26610/238	192	60	38	Veneer	4	22,345
26610/529	192	60	29	P-Lam	4	15,120	26610/538	192	60	38	P-Lam	4	19,390
26611/229	204	48	29	Veneer	4	17,505	26611/238	204	48	38	Veneer	4	21,515
26611/529	204	48	29	P-Lam	4	14,645	26611/538	204	48	38	P-Lam	4	19,040
26612/229	204	54	29	Veneer	4	18,315	26612/238	204	54	38	Veneer	4	22,210
26612/529	204	54	29	P-Lam	4	15,205	26612/538	204	54	38	P-Lam	4	19,525
26613/229	204	60	29	Veneer	4	19,085	26613/238	204	60	38	Veneer	4	22,885
26613/529	204	60	29	P-Lam	4	15,605	26613/538	204	60	38	P-Lam	4	19,875
26614/229	216	48	29	Veneer	4	18,050	26614/238	216	48	38	Veneer	4	22,025
26614/529	216	48	29	P-Lam	4	14,985	26614/538	216	48	38	P-Lam	4	19,370
26615/229	216	54	29	Veneer	4	18,865	26615/238	216	54	38	Veneer	4	22,730
26615/529	216	54	29	P-Lam	4	15,705	26615/538	216	54	38	P-Lam	4	19,995
26616/229	216	60	29	Veneer	4	19,660	26616/238	216	60	38	Veneer	4	23,410
26616/529	216	60	29	P-Lam	4	16,135	26616/538	216	60	38	P-Lam	4	20,360
26617/229	228	48	29	Veneer	4	18,455	26617/238	228	48	38	Veneer	4	22,425
26617/529	228	48	29	P-Lam	4	15,350	26617/538	228	48	38	P-Lam	4	19,735
26618/229	228	54	29	Veneer	4	19,400	26618/238	228	54	38	Veneer	4	23,250
26618/529	228	54	29	P-Lam	4	16,060	26618/538	228	54	38	P-Lam	4	20,360
26619/229	228	60	29	Veneer	4	20,370	26619/238	228	60	38	Veneer	4	24,095
26619/529	228	60	29	P-Lam	4	16,535	26619/538	228	60	38	P-Lam	4	20,765
26620/229	240	48	29	Veneer	4	18,985	26620/238	240	48	38	Veneer	4	22,905
26620/529	240	48	29	P-Lam	4	15,820	26620/538	240	48	38	P-Lam	4	20,160
26621/229	240	54	29	Veneer	4	19,880	26621/238	240	54	38	Veneer	4	23,680
26621/529	240	54	29	P-Lam	4	16,415	26621/538	240	54	38	P-Lam	4	20,680
26622/229	240	60	29	Veneer	4	20,890	26622/238	240	60	38	Veneer	4	24,545
26622/529	240	60	29	P-Lam	4	16,885	26622/538	240	60	38	P-Lam	4	21,090

Standard Features:

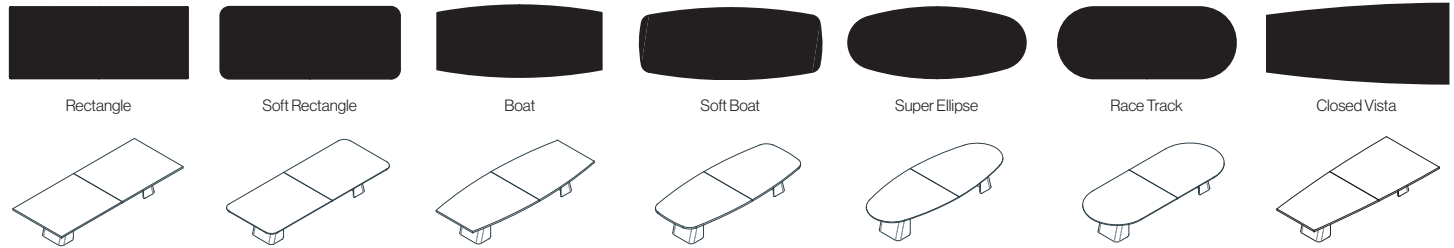
- Tops are 1¼" thick, available in all Nienkämper standard veneers and plastic laminates.
- 3" Taper and self edge available.
- Solid oak, maple or walnut legs and can be stained in all Nienkämper finishes.
- All tables with 2 piece tops include a center plinth base with lift off access panels.
- Foot rails are typical to all standing height configurations excluding top depth of 36" and are powder coated to match stretcher rail.
- Tables compatible with most Nienkämper integrated connectivity and power solutions.

MOSS COLLECTION

ELEMENTS Design - Deborah Moss

TOP SHAPE

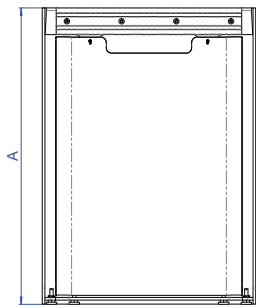
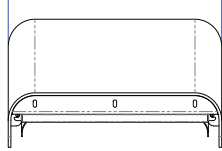
All tops are 1 1/4" thick



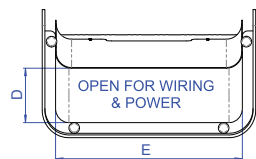
BASE DETAILS

PLAN VIEW

BASE SIZE




UNDERSIDE VIEW



BASE SIZE	A	B	C	D	E
20" BASE FOR 29"H TABLE	27 3/4"	5"	12"	5"	17 1/2"
20" BASE FOR 42"H TABLE	40 3/4"	5"	12"	5"	17 1/2"
30" BASE FOR 29"H TABLE	27 3/4"	5"	12"	5"	27 1/2"
30" BASE FOR 42"H TABLE	40 3/4"	5"	12"	5"	27 1/2"

EDGE DETAILS

Specify edge type: add the two letter code after the model number.



HIGH CAPACITY WIRE PAN



*Wire pan can be retrofitted to any Moss table.

MDL# 55060
List Price: \$1,125

To conceal large amounts of cabling, retractor mechanisms or M and Double Sided Forums a metal, telescopic pan is recommended. This hinged, metal pan hides items hanging down under the table and is particularly useful for narrow depth tables. Pans are powder coated silver but with upcharge can be matched to the Moss base interior color. When specifying, one telescopic pan is required between each base (eg. 2 bases = 1 pan / 3 bases = 2 pans / 4 bases = 3 pans).

For more details contact customer service at 1.800.668.9318

FEATURES:

TOP FINISH- All standard veneers, stains and finishes. All standard plastic laminates and fingerprint resistant laminates. Tops are standard with underside painted silver but can be painted to match base interiors with upcharge. Stone or Interlayer glass top with subtop is available upon request. Please contact customer service at 1.800.668.9318 for paint and top material options.

STRETCHER RAILS- Standard stretcher rails are supplied in a silver anodized finish but can also be painted to match base interior upon request with upcharge. Please contact customer service at 1.800.668.9318 for details.

BASE FINISH- Outer surfaces are available in all standard Nienkämper veneers, stains, and finishes. Interior and panel surface powder coated in all standard Nienkämper colors.

POWER OPTIONS- In surface units include Vox M, Double Sided and Simple Forums. Various under surface Simple Forums also available.

CABLE MANAGEMENT- All cables are managed through the Moss base to the floor. Removable access panels enable easy access to floor power sources. Cables can also be managed with standard Nienkämper cable conduits or high capacity wire pans.

Model # 49047/2SB

120" x 54" Soft Boat Shape



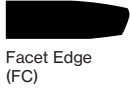
MOSS COLLECTION

RECTANGLE SHAPE

Designer - Deborah Moss



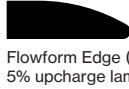
Specify edge type; add the two letter code after the model number.



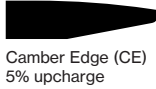
Facet Edge (FC)



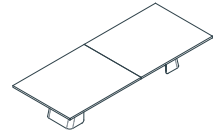
Taper Edge (TE)



Flowform Edge (FF)
5% upcharge laminate
not available



Camber Edge (CE)
5% upcharge



MOSS CONFERENCE 2 Bases 29" Table Height



*Only veneer can be wrapped on outer base surface. When matching p.lam tops, outer surface painted

MOSS CONFERENCE 2 Bases 42" Table Height



*Only veneer can be wrapped on outer base surface. When matching p.lam tops, outer surface painted

L" x D"	Top Finish	Top Sections	Model Number	List Price
96 42	Wood	1	49023/2RT	10,080
96 42	P-Lam	1	49023/5RT	8,570
96 48	Wood	1	49031/2RT	11,520
96 48	P-Lam	1	49031/5RT	9,795
108 42	Wood	2	49024/2RT	11,340
108 42	P-Lam	2	49024/5RT	9,640
108 48	Wood	2	49032/2RT	12,960
108 48	P-Lam	2	49032/5RT	11,020
120 42	Wood	2	49025/2RT	12,600
120 42	P-Lam	2	49025/5RT	10,710
120 48	Wood	2	49033/2RT	14,400
120 48	P-Lam	2	49033/5RT	12,240
120 54	Wood	2	49047/2RT	16,200
120 54	P-Lam	2	49047/5RT	13,770
132 48	Wood	2	49034/2RT	15,840
132 48	P-Lam	2	49034/5RT	13,465
132 54	Wood	2	49048/2RT	17,820
132 54	P-Lam	2	49048/5RT	15,150
144 48	Wood	2	49035/2RT	17,280
144 48	P-Lam	2	49035/5RT	14,690
144 54	Wood	2	49049/2RT	19,440
144 54	P-Lam	2	49049/5RT	16,525
144 60	Wood	2	49067/2RT	21,600
144 60	P-Lam	2	49067/5RT	18,360

L" x D"	Top Finish	Top Sections	Model Number	List Price
96 42	Wood	1	49028/2RT	11,595
96 42	P-Lam	1	49028/5RT	9,860
96 48	Wood	1	49039/2RT	13,250
96 48	P-Lam	1	49039/5RT	11,265
108 42	Wood	2	49029/2RT	13,045
108 42	P-Lam	2	49029/5RT	11,090
108 48	Wood	2	49040/2RT	14,905
108 48	P-Lam	2	49040/5RT	12,675
120 42	Wood	2	49030/2RT	14,490
120 42	P-Lam	2	49030/5RT	12,320
120 48	Wood	2	49041/2RT	16,560
120 48	P-Lam	2	49041/5RT	14,080
120 54	Wood	2	49057/2RT	18,630
120 54	P-Lam	2	49057/5RT	15,840
132 48	Wood	2	49042/2RT	18,220
132 48	P-Lam	2	49042/5RT	15,485
132 54	Wood	2	49058/2RT	20,495
132 54	P-Lam	2	49058/5RT	17,425
144 48	Wood	2	49043/2RT	19,875
144 48	P-Lam	2	49043/5RT	16,895
144 54	Wood	2	49059/2RT	22,360
144 54	P-Lam	2	49059/5RT	19,005
144 60	Wood	2	49075/2RT	24,840
144 60	P-Lam	2	49075/5RT	21,115

Model # 49047/2SB

120" x 54" Soft Boat Shape



MOSS COLLECTION

RECTANGLE SHAPE Designer - Deborah Moss



Specify edge type; add the two letter code after the model number.



Facet Edge (FC)



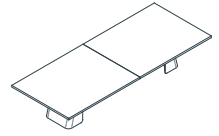
Taper Edge (TE)



Flowform Edge (FF)
5% upcharge laminate
not available



Camber Edge (CE)
5% upcharge



MOSS CONFERENCE 3 Bases 29" Table Height



*Only veneer can be wrapped on outer base surface.
When matching p.lam tops, outer surface painted

MOSS CONFERENCE 3 Bases 29" Table Height

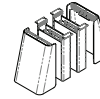


*Only veneer can be wrapped on outer base surface.
When matching p.lam tops, outer surface painted

L" x D"	Top Finish	Top Sections	Model Number	List Price
156 48	Wood	2	49036/2RT	18,720
156 48	P-Lam	2	49036/5RT	15,915
156 54	Wood	2	49050/2RT	21,060
156 54	P-Lam	2	49050/5RT	17,905
156 60	Wood	2	49068/2RT	23,400
156 60	P-Lam	2	49068/5RT	19,890
156 66	Wood	3	49083/2RT	25,740
156 66	P-Lam	3	49083/5RT	21,880
168 48	Wood	2	49037/2RT	20,160
168 48	P-Lam	2	49037/5RT	17,140
168 54	Wood	2	49051/2RT	22,680
168 54	P-Lam	2	49051/5RT	19,280
168 60	Wood	2	49069/2RT	25,200
168 60	P-Lam	2	49069/5RT	21,420
168 66	Wood	3	49084/2RT	27,720
168 66	P-Lam	3	49084/5RT	23,565
180 48	Wood	3	49038/2RT	21,600
180 48	P-Lam	3	49038/5RT	18,360
180 54	Wood	3	49052/2RT	24,300
180 54	P-Lam	3	49052/5RT	20,655
180 60	Wood	3	49070/2RT	27,000
180 60	P-Lam	3	49070/5RT	22,950
180 66	Wood	3	49085/2RT	29,700
180 66	P-Lam	3	49085/5RT	25,245
192 54	Wood	3	49053/2RT	25,920
192 54	P-Lam	3	49053/5RT	22,035
192 60	Wood	3	49071/2RT	28,800
192 60	P-Lam	3	49071/5RT	24,480
192 66	Wood	4	49086/2RT	31,680
192 66	P-Lam	4	49086/5RT	26,930
204 54	Wood	3	49054/2RT	27,540
204 54	P-Lam	3	49054/5RT	23,410
204 60	Wood	3	49072/2RT	30,600
204 60	P-Lam	3	49072/5RT	26,010
204 66	Wood	4	49087/2RT	33,660
204 66	P-Lam	4	49087/5RT	28,615

L" x D"	Top Finish	Top Sections	Model Number	List Price
216 54	Wood	3	49117/2RT	29,160
216 54	P-Lam	3	49117/5RT	24,790
216 60	Wood	3	49118/2RT	32,400
216 60	P-Lam	3	49118/5RT	27,540
216 66	Wood	4	49119/2RT	35,640
216 66	P-Lam	4	49119/5RT	30,295

MOSS CONFERENCE 4 Bases 29" Table Height



*Only veneer can be wrapped on outer base surface.
When matching p.lam tops, outer surface painted

L" x D"	Top Finish	Top Sections	Model Number	List Price
228 54	Wood	3	49055/2RT	30,780
228 54	P-Lam	3	49055/5RT	26,165
228 60	Wood	3	49073/2RT	34,200
228 60	P-Lam	3	49073/5RT	29,070
228 66	Wood	4	49088/2RT	37,620
228 66	P-Lam	4	49088/5RT	31,980
240 54	Wood	3	49056/2RT	32,400
240 54	P-Lam	3	49056/5RT	27,540
240 60	Wood	3	49074/2RT	36,000
240 60	P-Lam	3	49074/5RT	30,600
240 66	Wood	4	49089/2RT	39,600
240 66	P-Lam	4	49089/5RT	33,660

MOSS COLLECTION

RECTANGLE SHAPE Designer - Deborah Moss



Specify edge type; add the two letter code after the model number.



Facet Edge (FC)



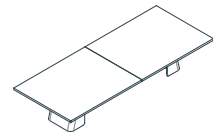
Taper Edge (TE)



Flowform Edge (FF)
5% upcharge laminate
not available



Camber Edge (CE)
5% upcharge



MOSS CONFERENCE 3 Bases 42" Table Height



*Only veneer can be wrapped on outer base surface. When matching p.lam tops, outer surface painted

MOSS CONFERENCE 3 Bases 42" Table Height



*Only veneer can be wrapped on outer base surface. When matching p.lam tops, outer surface painted

L" x D"	Top Finish	Top Sections	Model Number	List Price
156 48	Wood	2	49044/2RT	21,530
156 48	P-Lam	2	49044/5RT	18,305
156 54	Wood	2	49060/2RT	24,220
156 54	P-Lam	2	49060/5RT	20,595
156 60	Wood	2	49076/2RT	26,910
156 60	P-Lam	2	49076/5RT	22,875
156 66	Wood	3	49090/2RT	29,605
156 66	P-Lam	3	49090/5RT	25,165
168 48	Wood	2	49045/2RT	21,530
168 48	P-Lam	2	49045/5RT	18,305
168 54	Wood	2	49061/2RT	24,220
168 54	P-Lam	2	49061/5RT	20,595
168 60	Wood	2	49077/2RT	26,910
168 60	P-Lam	2	49077/5RT	22,875
168 66	Wood	3	49091/2RT	29,605
168 66	P-Lam	3	49091/5RT	25,165
180 48	Wood	3	49046/2RT	24,840
180 48	P-Lam	3	49046/5RT	21,115
180 54	Wood	3	49062/2RT	27,945
180 54	P-Lam	3	49062/5RT	23,755
180 60	Wood	3	49078/2RT	31,050
180 60	P-Lam	3	49078/5RT	26,395
180 66	Wood	3	49092/2RT	34,155
180 66	P-Lam	3	49092/5RT	29,035
192 54	Wood	3	49063/2RT	29,810
192 54	P-Lam	3	49063/5RT	25,345
192 60	Wood	3	49079/2RT	33,120
192 60	P-Lam	3	49079/5RT	28,155
192 66	Wood	4	49093/2RT	36,435
192 66	P-Lam	4	49093/5RT	30,970
204 54	Wood	3	49064/2RT	39,745
204 54	P-Lam	3	49064/5RT	33,790
204 60	Wood	3	49080/2RT	31,675
204 60	P-Lam	3	49080/5RT	26,925
204 66	Wood	4	49094/2RT	35,190
204 66	P-Lam	4	49094/5RT	29,915

L" x D"	Top Finish	Top Sections	Model Number	List Price
216 54	Wood	3	49121/2RT	33,535
216 54	P-Lam	3	49121/5RT	28,510
216 60	Wood	3	49122/2RT	37,260
216 60	P-Lam	3	49122/5RT	31,675
216 66	Wood	4	49123/2RT	40,990
216 66	P-Lam	4	49123/5RT	34,840

MOSS CONFERENCE 4 Bases 42" Table Height



*Only veneer can be wrapped on outer base surface. When matching p.lam tops, outer surface painted

L" x D"	Top Finish	Top Sections	Model Number	List Price
228 54	Wood	3	49065/2RT	35,400
228 54	P-Lam	3	49065/5RT	30,090
228 60	Wood	3	49081/2RT	39,330
228 60	P-Lam	3	49081/5RT	33,435
228 66	Wood	4	49095/2RT	43,265
228 66	P-Lam	4	49095/5RT	36,780
240 54	Wood	3	49066/2RT	37,260
240 54	P-Lam	3	49066/5RT	31,675
240 60	Wood	3	49082/2RT	41,400
240 60	P-Lam	3	49082/5RT	35,190
240 66	Wood	4	49096/2RT	45,540
240 66	P-Lam	4	49096/5RT	38,710

MOSS COLLECTION

SOFT RECTANGLE SHAPE

Designer - Deborah Moss



Specify edge type; add the two letter code after the model number.



Facet Edge (FC)



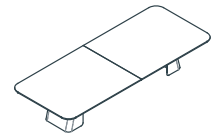
Taper Edge (TE)



Flowform Edge (FF)
5% upcharge laminate
not available



Camber Edge (CE)
5% upcharge



MOSS CONFERENCE 2 Bases 29" Table Height



*Only veneer can be wrapped on outer base surface. When matching p.lam tops, outer surface painted

MOSS CONFERENCE 2 Bases 42" Table Height



*Only veneer can be wrapped on outer base surface. When matching p.lam tops, outer surface painted

L" x D"	Top Finish	Top Sections	Model Number	List Price
96 42	Wood	1	49023/2SR	10,335
96 42	P-Lam	1	49023/5SR	8,785
96 48	Wood	1	49031/2SR	11,810
96 48	P-Lam	1	49031/5SR	10,040
108 42	Wood	2	49024/2RT	11,625
108 42	P-Lam	2	49024/5RT	9,885
108 48	Wood	2	49032/2SR	13,285
108 48	P-Lam	2	49032/5SR	11,300
120 42	Wood	2	49025/2SR	12,915
120 42	P-Lam	2	49025/5SR	10,980
120 48	Wood	2	49033/2SR	14,760
120 48	P-Lam	2	49033/5SR	12,550
120 54	Wood	2	49047/2SR	16,605
120 54	P-Lam	2	49047/5SR	14,115
132 48	Wood	2	49034/2SR	16,240
132 48	P-Lam	2	49034/5SR	13,805
132 54	Wood	2	49048/2SR	18,270
132 54	P-Lam	2	49048/5SR	15,530
144 48	Wood	2	49035/2SR	17,715
144 48	P-Lam	2	49035/5SR	15,060
144 54	Wood	2	49049/2SR	19,930
144 54	P-Lam	2	49049/5SR	16,940
144 60	Wood	2	49067/2SR	22,140
144 60	P-Lam	2	49067/5SR	18,820

L" x D"	Top Finish	Top Sections	Model Number	List Price
96 42	Wood	1	49028/2SR	11,890
96 42	P-Lam	1	49028/5SR	10,105
96 48	Wood	1	49039/2SR	13,585
96 48	P-Lam	1	49039/5SR	11,550
108 42	Wood	2	49029/2SR	13,370
108 42	P-Lam	2	49029/5SR	11,370
108 48	Wood	2	49040/2SR	15,280
108 48	P-Lam	2	49040/5SR	12,995
120 42	Wood	2	49030/2SR	14,855
120 42	P-Lam	2	49030/5SR	12,630
120 48	Wood	2	49041/2SR	16,975
120 48	P-Lam	2	49041/5SR	14,435
120 54	Wood	2	49057/2SR	19,100
120 54	P-Lam	2	49057/5SR	16,235
132 48	Wood	2	49042/2SR	18,680
132 48	P-Lam	2	49042/5SR	15,880
132 54	Wood	2	49058/2SR	21,015
132 54	P-Lam	2	49058/5SR	17,860
144 48	Wood	2	49043/2SR	20,375
144 48	P-Lam	2	49043/5SR	17,320
144 54	Wood	2	49059/2SR	22,920
144 54	P-Lam	2	49059/5SR	19,485
144 60	Wood	2	49075/2SR	25,465
144 60	P-Lam	2	49075/5SR	21,645

Model # 49047/2SB

120" x 54" Soft Boat Shape



MOSS COLLECTION

SOFT RECTANGLE SHAPE

Designer - Deborah Moss

Specify edge type; add the two letter code after the model number.



Facet Edge (FC)



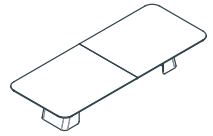
Taper Edge (TE)



Flowform Edge (FF)
5% upcharge laminate
not available



Camber Edge (CE)
5% upcharge



MOSS CONFERENCE 3 Bases 29" Table Height



*Only veneer can be wrapped on outer base surface. When matching p.lam tops, outer surface painted

MOSS CONFERENCE 3 Bases 29" Table Height

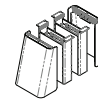


*Only veneer can be wrapped on outer base surface. When matching p.lam tops, outer surface painted

L" x D"	Top Finish	Top Sections	Model Number	List Price
156 48	Wood	2	49036/2SR	19,190
156 48	P-Lam	2	49036/5SR	16,315
156 54	Wood	2	49050/2SR	21,590
156 54	P-Lam	2	49050/5SR	18,355
156 60	Wood	2	49068/2SR	23,985
156 60	P-Lam	2	49068/5SR	20,390
156 66	Wood	3	49083/2SR	26,385
156 66	P-Lam	3	49083/5SR	22,430
168 48	Wood	2	49037/2SR	20,665
168 48	P-Lam	2	49037/5SR	17,570
168 54	Wood	2	49051/2SR	23,250
168 54	P-Lam	2	49051/5SR	19,765
168 60	Wood	2	49069/2SR	25,830
168 60	P-Lam	2	49069/5SR	21,960
168 66	Wood	3	49084/2SR	28,415
168 66	P-Lam	3	49084/5SR	24,155
180 48	Wood	3	49038/2SR	22,140
180 48	P-Lam	3	49038/5SR	18,820
180 54	Wood	3	49052/2SR	24,910
180 54	P-Lam	3	49052/5SR	21,175
180 60	Wood	3	49070/2SR	27,675
180 60	P-Lam	3	49070/5SR	23,525
180 66	Wood	3	49085/2SR	30,445
180 66	P-Lam	3	49085/5SR	25,880
192 54	Wood	3	49053/2SR	26,570
192 54	P-Lam	3	49053/5SR	22,590
192 60	Wood	3	49071/2SR	29,520
192 60	P-Lam	3	49071/5SR	25,095
192 66	Wood	4	49086/2SR	32,475
192 66	P-Lam	4	49086/5SR	27,605
204 54	Wood	3	49054/2SR	35,425
204 54	P-Lam	3	49054/5SR	30,115
204 60	Wood	3	49072/2SR	28,230
204 60	P-Lam	3	49072/5SR	24,000
204 66	Wood	4	49087/2SR	31,365
204 66	P-Lam	4	49087/5SR	26,665

L" x D"	Top Finish	Top Sections	Model Number	List Price
216 54	Wood	3	49124/2SR	29,890
216 54	P-Lam	3	49124/5SR	25,410
216 60	Wood	3	49125/2SR	33,210
216 60	P-Lam	3	49125/5SR	28,230
216 66	Wood	4	49126/2SR	36,535
216 66	P-Lam	4	49126/5SR	31,055

MOSS CONFERENCE 4 Bases 29" Table Height



*Only veneer can be wrapped on outer base surface. When matching p.lam tops, outer surface painted

L" x D"	Top Finish	Top Sections	Model Number	List Price
228 54	Wood	3	49055/2SR	31,550
228 54	P-Lam	3	49055/5SR	26,820
228 60	Wood	3	49073/2SR	35,055
228 60	P-Lam	3	49073/5SR	29,800
228 66	Wood	4	49088/2SR	38,565
228 66	P-Lam	4	49088/5SR	32,780
240 54	Wood	3	49056/2SR	33,210
240 54	P-Lam	3	49056/5SR	28,230
240 60	Wood	3	49074/2SR	36,900
240 60	P-Lam	3	49074/5SR	31,365
240 66	Wood	4	49089/2SR	40,590
240 66	P-Lam	4	49089/5SR	34,505

MOSS COLLECTION

SOFT RECTANGLE SHAPE

Designer - Deborah Moss

Specify edge type; add the two letter code after the model number.



Facet Edge (FC)



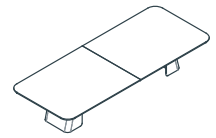
Taper Edge (TE)



Flowform Edge (FF)
5% upcharge laminate
not available



Camber Edge (CE)
5% upcharge



MOSS CONFERENCE 3 Bases 42" Table Height



*Only veneer can be wrapped on outer base surface. When matching p.lam tops, outer surface painted

MOSS CONFERENCE 3 Bases 42" Table Height

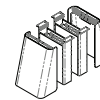


*Only veneer can be wrapped on outer base surface. When matching p.lam tops, outer surface painted

L" x D"	Top Finish	Top Sections	Model Number	List Price
156 48	Wood	2	49036/2RT	22,070
156 48	P-Lam	2	49036/5RT	18,765
156 54	Wood	2	49060/2RT	24,830
156 54	P-Lam	2	49060/5RT	21,110
156 60	Wood	2	49076/2SR	27,585
156 60	P-Lam	2	49076/5SR	23,450
156 66	Wood	3	49090/2SR	30,345
156 66	P-Lam	3	49090/5SR	25,795
168 48	Wood	2	49045/2SR	23,765
168 48	P-Lam	2	49045/5SR	20,210
168 54	Wood	2	49061/2SR	26,740
168 54	P-Lam	2	49061/5SR	22,730
168 60	Wood	2	49077/2SR	29,705
168 60	P-Lam	2	49077/5SR	25,255
168 66	Wood	3	49091/2SR	32,680
168 66	P-Lam	3	49091/5SR	27,780
180 48	Wood	3	49046/2SR	25,465
180 48	P-Lam	3	49046/5SR	21,645
180 54	Wood	3	49062/2SR	28,650
180 54	P-Lam	3	49062/5SR	24,355
180 60	Wood	3	49078/2SR	31,830
180 60	P-Lam	3	49078/5SR	27,055
180 66	Wood	3	49092/2SR	35,015
180 66	P-Lam	3	49092/5SR	29,765
192 54	Wood	3	49063/2SR	30,560
192 54	P-Lam	3	49063/5SR	25,980
192 60	Wood	3	49079/2SR	33,950
192 60	P-Lam	3	49079/5SR	28,860
192 66	Wood	4	49093/2SR	37,350
192 66	P-Lam	4	49093/5SR	31,750
204 54	Wood	3	49064/2SR	40,740
204 54	P-Lam	3	49064/5SR	34,635
204 60	Wood	3	49080/2SR	32,465
204 60	P-Lam	3	49080/5SR	27,600
204 66	Wood	4	49094/2SR	36,070
204 66	P-Lam	4	49094/5SR	30,665

L" x D"	Top Finish	Top Sections	Model Number	List Price
216 54	Wood	3	49127/2SR	34,375
216 54	P-Lam	3	49127/5SR	29,225
216 60	Wood	3	49128/2SR	38,195
216 60	P-Lam	3	49128/5SR	32,465
216 66	Wood	4	49129/2SR	42,020
216 66	P-Lam	4	49129/5SR	35,715

MOSS CONFERENCE 4 Bases 42" Table Height



*Only veneer can be wrapped on outer base surface. When matching p.lam tops, outer surface painted

L" x D"	Top Finish	Top Sections	Model Number	List Price
228 54	Wood	3	49065/2SR	36,285
228 54	P-Lam	3	49065/5SR	30,845
228 60	Wood	3	49081/2SR	40,315
228 60	P-Lam	3	49081/5SR	34,270
228 66	Wood	4	49095/2SR	44,350
228 66	P-Lam	4	49095/5SR	37,700
240 54	Wood	3	49066/2SR	38,195
240 54	P-Lam	3	49066/5SR	32,465
240 60	Wood	3	49082/2SR	42,435
240 60	P-Lam	3	49082/5SR	36,070
240 66	Wood	4	49096/2SR	46,680
240 66	P-Lam	4	49096/5SR	39,685

MOSS COLLECTION

BOAT SHAPE

Designer - Deborah Moss



Specify edge type; add the two letter code after the model number.



Facet Edge (FC)



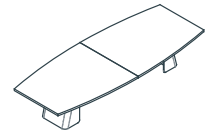
Taper Edge (TE)



Flowform Edge (FF)
5% upcharge laminate
not available



Camber Edge (CE)
5% upcharge



MOSS CONFERENCE 2 Bases 29" Table Height



*Only veneer can be wrapped on outer base surface. When matching p.lam tops, outer surface painted

MOSS CONFERENCE 2 Bases 42" Table Height



*Only veneer can be wrapped on outer base surface. When matching p.lam tops, outer surface painted

L" x D"	Top Finish	Top Sections	Model Number	List Price
96 42	Wood	1	49023/2BT	10,585
96 42	P-Lam	1	49023/5BT	9,000
96 48	Wood	1	49031/2BT	12,100
96 48	P-Lam	1	49031/5BT	10,285
108 42	Wood	2	49024/2BT	11,910
108 42	P-Lam	2	49024/5BT	10,125
108 48	Wood	2	49032/2BT	13,610
108 48	P-Lam	2	49032/5BT	11,575
120 42	Wood	2	49025/2BT	13,230
120 42	P-Lam	2	49025/5BT	11,250
120 48	Wood	2	49033/2BT	15,120
120 48	P-Lam	2	49033/5BT	12,855
120 54	Wood	2	49047/2BT	17,010
120 54	P-Lam	2	49047/5BT	14,460
132 48	Wood	2	49034/2BT	16,635
132 48	P-Lam	2	49034/5BT	14,140
132 54	Wood	2	49048/2BT	18,715
132 54	P-Lam	2	49048/5BT	15,910
144 48	Wood	2	49035/2BT	18,145
144 48	P-Lam	2	49035/5BT	15,425
144 54	Wood	2	49049/2BT	20,415
144 54	P-Lam	2	49049/5BT	17,355
144 60	Wood	2	49067/2BT	22,680
144 60	P-Lam	2	49067/5BT	19,280

L" x D"	Top Finish	Top Sections	Model Number	List Price
96 42	Wood	1	49028/2BT	12,175
96 42	P-Lam	1	49028/5BT	10,350
96 48	Wood	1	49039/2BT	13,915
96 48	P-Lam	1	49039/5BT	11,830
108 42	Wood	2	49029/2BT	13,700
108 42	P-Lam	2	49029/5BT	11,645
108 48	Wood	2	49040/2BT	15,655
108 48	P-Lam	2	49040/5BT	13,315
120 42	Wood	2	49030/2BT	15,215
120 42	P-Lam	2	49030/5BT	12,940
120 48	Wood	2	49041/2BT	17,390
120 48	P-Lam	2	49041/5BT	14,785
120 54	Wood	2	49057/2BT	19,565
120 54	P-Lam	2	49057/5BT	16,630
132 48	Wood	2	49042/2BT	19,135
132 48	P-Lam	2	49042/5BT	16,265
132 54	Wood	2	49058/2BT	21,525
132 54	P-Lam	2	49058/5BT	18,300
144 48	Wood	2	49043/2BT	20,870
144 48	P-Lam	2	49043/5BT	17,740
144 54	Wood	2	49059/2BT	23,480
144 54	P-Lam	2	49059/5BT	19,960
144 60	Wood	2	49075/2BT	26,085
144 60	P-Lam	2	49075/5BT	22,175

Model # 49047/2SB

120" x 54" Soft Boat Shape



MOSS COLLECTION

BOAT SHAPE

Designer - Deborah Moss



Specify edge type; add the two letter code after the model number.



Facet Edge (FC)



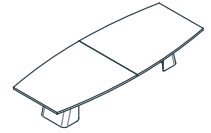
Taper Edge (TE)



Flowform Edge (FF)
5% upcharge laminate not available



Camber Edge (CE)
5% upcharge



MOSS CONFERENCE 3 Bases 29" Table Height



*Only veneer can be wrapped on outer base surface. When matching p.lam tops, outer surface painted

MOSS CONFERENCE 3 Bases 29" Table Height

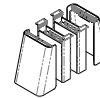


*Only veneer can be wrapped on outer base surface. When matching p.lam tops, outer surface painted

L" x D"	Top Finish	Top Sections	Model Number	List Price
156 48	Wood	2	49036/2BT	19,660
156 48	P-Lam	2	49036/5BT	16,715
156 54	Wood	2	49060/2BT	22,115
156 54	P-Lam	2	49060/5BT	18,805
156 60	Wood	2	49076/2BT	24,570
156 60	P-Lam	2	49076/5BT	20,885
156 66	Wood	3	49090/2BT	27,030
156 66	P-Lam	3	49090/5BT	22,975
168 48	Wood	2	49037/2BT	21,170
168 48	P-Lam	2	49037/5BT	18,000
168 54	Wood	2	49051/2BT	23,815
168 54	P-Lam	2	49051/5BT	20,245
168 60	Wood	2	49069/2BT	26,460
168 60	P-Lam	2	49069/5BT	22,495
168 66	Wood	3	49084/2BT	29,110
168 66	P-Lam	3	49084/5BT	24,745
180 48	Wood	3	49038/2BT	22,680
180 48	P-Lam	3	49038/5BT	19,280
180 54	Wood	3	49052/2BT	25,515
180 54	P-Lam	3	49052/5BT	21,690
180 60	Wood	3	49070/2BT	28,350
180 60	P-Lam	3	49070/5BT	24,100
180 66	Wood	3	49085/2BT	31,185
180 66	P-Lam	3	49085/5BT	26,510
192 54	Wood	3	49053/2BT	27,220
192 54	P-Lam	3	49053/5BT	23,140
192 60	Wood	3	49071/2BT	30,240
192 60	P-Lam	3	49071/5BT	25,705
192 66	Wood	4	49086/2BT	33,265
192 66	P-Lam	4	49086/5BT	28,280
204 54	Wood	3	49054/2BT	36,290
204 54	P-Lam	3	49054/5BT	30,850
204 60	Wood	3	49072/2BT	28,920
204 60	P-Lam	3	49072/5BT	24,585
204 66	Wood	4	49087/2BT	32,130
204 66	P-Lam	4	49087/5BT	27,315

L" x D"	Top Finish	Top Sections	Model Number	List Price
216 54	Wood	3	49130/2BT	30,620
216 54	P-Lam	3	49130/5BT	26,030
216 60	Wood	3	49131/2BT	34,020
216 60	P-Lam	3	49131/5BT	28,920
216 66	Wood	4	49132/2BT	37,425
216 66	P-Lam	4	49132/5BT	31,810

MOSS CONFERENCE 4 Bases 29" Table Height



*Only veneer can be wrapped on outer base surface. When matching p.lam tops, outer surface painted

L" x D"	Top Finish	Top Sections	Model Number	List Price
228 54	Wood	3	49055/2BT	32,320
228 54	P-Lam	3	49055/5BT	27,475
228 60	Wood	3	49073/2BT	35,910
228 60	P-Lam	3	49073/5BT	30,525
228 66	Wood	4	49088/2BT	39,505
228 66	P-Lam	4	49088/5BT	33,580
240 54	Wood	3	49056/2BT	34,020
240 54	P-Lam	3	49056/5BT	28,920
240 60	Wood	3	49074/2BT	37,800
240 60	P-Lam	3	49074/5BT	32,130
240 66	Wood	4	49089/2BT	41,580
240 66	P-Lam	4	49089/5BT	35,345

MOSS COLLECTION

BOAT SHAPE

Designer - Deborah Moss



Specify edge type; add the two letter code after the model number.



Facet Edge (FC)



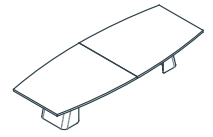
Taper Edge (TE)



Flowform Edge (FF)
5% upcharge laminate
not available



Camber Edge (CE)
5% upcharge



MOSS CONFERENCE 3 Bases 42" Table Height



*Only veneer can be wrapped on outer base surface. When matching p.lam tops, outer surface painted

L" x D"	Top Finish	Top Sections	Model Number	List Price
156 48	Wood	2	49044/2BT	22,610
156 48	P-Lam	2	49044/5BT	19,225
156 54	Wood	2	49060/2BT	25,435
156 54	P-Lam	2	49060/5BT	21,630
156 60	Wood	2	49076/2BT	28,260
156 60	P-Lam	2	49076/5BT	24,020
156 66	Wood	3	49090/2BT	31,085
156 66	P-Lam	3	49090/5BT	26,425
168 48	Wood	2	49045/2BT	24,350
168 48	P-Lam	2	49045/5BT	20,700
168 54	Wood	2	49061/2BT	27,390
168 54	P-Lam	2	49061/5BT	23,285
168 60	Wood	2	49077/2BT	30,430
168 60	P-Lam	2	49077/5BT	25,870
168 66	Wood	3	49091/2BT	33,480
168 66	P-Lam	3	49091/5BT	28,460
180 48	Wood	3	49046/2BT	26,085
180 48	P-Lam	3	49046/5BT	22,175
180 54	Wood	3	49062/2BT	29,345
180 54	P-Lam	3	49062/5BT	24,945
180 60	Wood	3	49078/2BT	32,605
180 60	P-Lam	3	49078/5BT	27,715
180 66	Wood	3	49092/2BT	35,865
180 66	P-Lam	3	49092/5BT	30,490
192 54	Wood	3	49063/2BT	31,305
192 54	P-Lam	3	49063/5BT	26,615
192 60	Wood	3	49079/2BT	34,780
192 60	P-Lam	3	49079/5BT	29,565
192 66	Wood	4	49093/2BT	38,255
192 66	P-Lam	4	49093/5BT	32,525
204 54	Wood	3	49064/2BT	41,735
204 54	P-Lam	3	49064/5BT	35,480
204 60	Wood	3	49080/2BT	33,260
204 60	P-Lam	3	49080/5BT	28,275
204 66	Wood	4	49094/2BT	36,950
204 66	P-Lam	4	49094/5BT	31,415

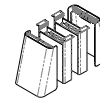
MOSS CONFERENCE 3 Bases 42" Table Height



*Only veneer can be wrapped on outer base surface. When matching p.lam tops, outer surface painted

L" x D"	Top Finish	Top Sections	Model Number	List Price
216 54	Wood	3	49133/2BT	35,215
216 54	P-Lam	3	49133/5BT	29,935
216 60	Wood	3	49134/2BT	39,125
216 60	P-Lam	3	49134/5BT	33,260
216 66	Wood	4	49135/2BT	43,040
216 66	P-Lam	4	49135/5BT	36,585

MOSS CONFERENCE 4 Bases 42" Table Height



*Only veneer can be wrapped on outer base surface. When matching p.lam tops, outer surface painted

L" x D"	Top Finish	Top Sections	Model Number	List Price
228 54	Wood	3	49065/2BT	37,170
228 54	P-Lam	3	49065/5BT	31,600
228 60	Wood	3	49081/2BT	41,300
228 60	P-Lam	3	49081/5BT	35,105
228 66	Wood	4	49095/2BT	45,435
228 66	P-Lam	4	49095/5BT	38,620
240 54	Wood	3	49066/2BT	39,125
240 54	P-Lam	3	49066/5BT	33,260
240 60	Wood	3	49082/2BT	43,470
240 60	P-Lam	3	49082/5BT	36,950
240 66	Wood	4	49096/2BT	47,820
240 66	P-Lam	4	49096/5BT	40,650

MOSS COLLECTION

SOFT BOAT SHAPE

Designer - Deborah Moss



Specify edge type; add the two letter code after the model number.



Facet Edge (FC)



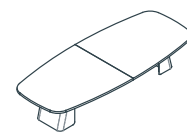
Taper Edge (TE)



Flowform Edge (FF)
5% upcharge laminate
not available



Camber Edge (CE)
5% upcharge



MOSS CONFERENCE 2 Bases 29" Table Height



*Only veneer can be wrapped on outer base surface. When matching p.lam tops, outer surface painted

MOSS CONFERENCE 2 Bases 42" Table Height



*Only veneer can be wrapped on outer base surface. When matching p.lam tops, outer surface painted

L" x D"	Top Finish	Top Sections	Model Number	List Price
96 42	Wood	1	49023/2SB	10,850
96 42	P-Lam	1	49023/5SB	9,225
96 48	Wood	1	49031/2SB	12,405
96 48	P-Lam	1	49031/5SB	10,545
108 42	Wood	2	49024/2SB	12,210
108 42	P-Lam	2	49024/5SB	10,380
108 48	Wood	2	49032/2SB	13,955
108 48	P-Lam	2	49032/5SB	11,865
120 42	Wood	2	49025/2SB	13,565
120 42	P-Lam	2	49025/5SB	11,535
120 48	Wood	2	49033/2SB	15,500
120 48	P-Lam	2	49033/5SB	13,180
120 54	Wood	2	49047/2SB	17,440
120 54	P-Lam	2	49047/5SB	14,825
132 48	Wood	2	49034/2SB	17,055
132 48	P-Lam	2	49034/5SB	14,495
132 54	Wood	2	49048/2SB	19,185
132 54	P-Lam	2	49048/5SB	16,310
144 48	Wood	2	49035/2SB	18,600
144 48	P-Lam	2	49035/5SB	15,815
144 54	Wood	2	49049/2SB	20,930
144 54	P-Lam	2	49049/5SB	17,790
144 60	Wood	2	49067/2SB	23,250
144 60	P-Lam	2	49067/5SB	19,765

L" x D"	Top Finish	Top Sections	Model Number	List Price
96 42	Wood	1	49028/2SB	12,480
96 42	P-Lam	1	49028/5SB	10,610
96 48	Wood	1	49039/2SB	14,270
96 48	P-Lam	1	49039/5SB	12,130
108 42	Wood	2	49029/2SB	14,045
108 42	P-Lam	2	49029/5SB	11,940
108 48	Wood	2	49040/2SB	16,050
108 48	P-Lam	2	49040/5SB	13,645
120 42	Wood	2	49030/2SB	15,600
120 42	P-Lam	2	49030/5SB	13,270
120 48	Wood	2	49041/2SB	17,825
120 48	P-Lam	2	49041/5SB	15,160
120 54	Wood	2	49057/2SB	20,060
120 54	P-Lam	2	49057/5SB	17,050
132 48	Wood	2	49042/2SB	19,615
132 48	P-Lam	2	49042/5SB	16,670
132 54	Wood	2	49058/2SB	22,065
132 54	P-Lam	2	49058/5SB	18,760
144 48	Wood	2	49043/2SB	21,390
144 48	P-Lam	2	49043/5SB	18,190
144 54	Wood	2	49059/2SB	24,070
144 54	P-Lam	2	49059/5SB	20,460
144 60	Wood	2	49075/2SB	26,740
144 60	P-Lam	2	49075/5SB	22,730

MOSS COLLECTION

SOFT BOAT SHAPE

Designer - Deborah Moss



Specify edge type; add the two letter code after the model number.



Facet Edge (FC)



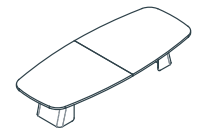
Taper Edge (TE)



Flowform Edge (FF)
5% upcharge laminate
not available



Camber Edge (CE)
5% upcharge



MOSS CONFERENCE 3 Bases 29" Table Height



*Only veneer can be wrapped on outer base surface. When matching p.lam tops, outer surface painted

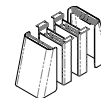
MOSS CONFERENCE 3 Bases 29" Table Height



*Only veneer can be wrapped on outer base surface. When matching p.lam tops, outer surface painted

L" x D"	Top Finish	Top Sections	Model Number	List Price
156 48	Wood	2	49036/2SB	20,155
156 48	P-Lam	2	49036/5SB	17,135
156 54	Wood	2	49050/2SB	22,670
156 54	P-Lam	2	49050/5SB	19,280
156 60	Wood	2	49067/2SB	25,185
156 60	P-Lam	2	49067/5SB	21,410
156 66	Wood	3	49083/2SB	27,710
156 66	P-Lam	3	49083/5SB	23,550
168 48	Wood	2	49037/2SB	21,700
168 48	P-Lam	2	49037/5SB	18,450
168 54	Wood	2	49051/2SB	24,415
168 54	P-Lam	2	49051/5SB	20,755
168 60	Wood	2	49069/2SB	27,125
168 60	P-Lam	2	49069/5SB	23,060
168 66	Wood	3	49084/2SB	29,840
168 66	P-Lam	3	49084/5SB	25,365
180 48	Wood	3	49038/2SB	23,250
180 48	P-Lam	3	49038/5SB	19,765
180 54	Wood	3	49052/2SB	26,155
180 54	P-Lam	3	49052/5SB	22,235
180 60	Wood	3	49070/2SB	29,060
180 60	P-Lam	3	49070/5SB	24,705
180 66	Wood	3	49085/2SB	31,965
180 66	P-Lam	3	49085/5SB	27,175
192 54	Wood	3	49053/2SB	27,905
192 54	P-Lam	3	49053/5SB	23,720
192 60	Wood	3	49071/2SB	31,000
192 60	P-Lam	3	49071/5SB	26,350
192 66	Wood	4	49086/2SB	34,100
192 66	P-Lam	4	49086/5SB	28,990
204 54	Wood	3	49054/2SB	37,200
204 54	P-Lam	3	49054/5SB	31,625
204 60	Wood	3	49072/2SB	29,645
204 60	P-Lam	3	49072/5SB	25,200
204 66	Wood	4	49087/2SB	32,935
204 66	P-Lam	4	49087/5SB	28,000

MOSS CONFERENCE 4 Bases 29" Table Height



*Only veneer can be wrapped on outer base surface. When matching p.lam tops, outer surface painted

L" x D"	Top Finish	Top Sections	Model Number	List Price
228 54	Wood	3	49055/2SB	33,130
228 54	P-Lam	3	49055/5SB	28,165
228 60	Wood	3	49073/2SB	36,810
228 60	P-Lam	3	49073/5SB	31,290
228 66	Wood	4	49088/2SB	40,495
228 66	P-Lam	4	49088/5SB	34,420
240 54	Wood	3	49056/2SB	34,875
240 54	P-Lam	3	49056/5SB	29,645
240 60	Wood	3	49074/2SB	38,745
240 60	P-Lam	3	49074/5SB	32,935
240 66	Wood	4	49089/2SB	42,620
240 66	P-Lam	4	49089/5SB	36,230

MOSS COLLECTION

SOFT BOAT SHAPE

Designer - Deborah Moss



Specify edge type; add the two letter code after the model number.



Facet Edge (FC)



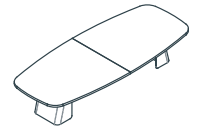
Taper Edge (TE)



Flowform Edge (FF)
5% upcharge laminate
not available



Camber Edge (CE)
5% upcharge



MOSS CONFERENCE 3 Bases 42" Table Height



*Only veneer can be wrapped on outer base surface.
When matching p.lam tops, outer surface painted

MOSS CONFERENCE 3 Bases 42" Table Height

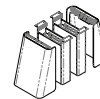


*Only veneer can be wrapped on outer base surface.
When matching p.lam tops, outer surface painted

L" x D"	Top Finish	Top Sections	Model Number	List Price
156 48	Wood	2	49044/2SB	23,180
156 48	P-Lam	2	49044/5SB	19,710
156 54	Wood	2	49060/2SB	26,075
156 54	P-Lam	2	49060/5SB	22,175
156 60	Wood	2	49076/2SB	28,965
156 60	P-Lam	2	49076/5SB	24,625
156 66	Wood	3	49090/2SB	31,870
156 66	P-Lam	3	49090/5SB	27,085
168 48	Wood	2	49045/2SB	24,955
168 48	P-Lam	2	49045/5SB	21,220
168 54	Wood	2	49061/2SB	28,080
168 54	P-Lam	2	49061/5SB	23,870
168 60	Wood	2	49077/2SB	31,195
168 60	P-Lam	2	49077/5SB	26,520
168 66	Wood	3	49091/2SB	34,320
168 66	P-Lam	3	49091/5SB	29,170
180 48	Wood	3	49046/2SB	26,740
180 48	P-Lam	3	49046/5SB	22,730
180 54	Wood	3	49062/2SB	30,080
180 54	P-Lam	3	49062/5SB	25,575
180 60	Wood	3	49078/2SB	33,420
180 60	P-Lam	3	49078/5SB	28,415
180 66	Wood	3	49092/2SB	36,760
180 66	P-Lam	3	49092/5SB	31,255
192 54	Wood	3	49063/2SB	32,095
192 54	P-Lam	3	49063/5SB	27,280
192 60	Wood	3	49079/2SB	35,650
192 60	P-Lam	3	49079/5SB	30,305
192 66	Wood	4	49093/2SB	39,215
192 66	P-Lam	4	49093/5SB	33,340
204 54	Wood	3	49064/2SB	42,780
204 54	P-Lam	3	49064/5SB	36,370
204 60	Wood	3	49080/2SB	34,095
204 60	P-Lam	3	49080/5SB	28,980
204 66	Wood	4	49094/2SB	37,880
204 66	P-Lam	4	49094/5SB	32,200

L" x D"	Top Finish	Top Sections	Model Number	List Price
216 54	Wood	3	49140/2SB	36,100
216 54	P-Lam	3	49140/5SB	30,690
216 60	Wood	3	49141/2SB	40,110
216 60	P-Lam	3	49141/5SB	34,095
216 66	Wood	4	49142/2SB	44,120
216 66	P-Lam	4	49142/5SB	37,505

MOSS CONFERENCE 4 Bases 42" Table Height



*Only veneer can be wrapped on outer base surface.
When matching p.lam tops, outer surface painted

L" x D"	Top Finish	Top Sections	Model Number	List Price
228 54	Wood	3	49065/2SB	38,100
228 54	P-Lam	3	49065/5SB	32,390
228 60	Wood	3	49081/2SB	42,335
228 60	P-Lam	3	49081/5SB	35,985
228 66	Wood	4	49095/2SB	46,570
228 66	P-Lam	4	49095/5SB	39,585
240 54	Wood	3	49066/2SB	40,110
240 54	P-Lam	3	49066/5SB	34,095
240 60	Wood	3	49082/2SB	44,560
240 60	P-Lam	3	49082/5SB	37,880
240 66	Wood	4	49096/2SB	49,015
240 66	P-Lam	4	49096/5SB	41,665

MOSS COLLECTION

SUPER ELLIPSE SHAPE

Designer - Deborah Moss



Specify edge type; add the two letter code after the model number.



Facet Edge
(FC)



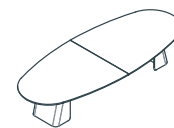
Taper Edge
(TE)



Flowform Edge (FF)
5% upcharge laminate
not available



Camber Edge (CE)
5% upcharge



MOSS CONFERENCE 2 Bases 29" Table Height



*Only veneer can be wrapped
on outer base surface.
When matching p.lam tops,
outer surface painted

MOSS CONFERENCE 2 Bases 42" Table Height



*Only veneer can be wrapped
on outer base surface.
When matching p.lam tops,
outer surface painted

L" x D"	Top Finish	Top Sections	Model Number	List Price
96 42	Wood	1	49023/2SE	11,090
96 42	P-Lam	1	49023/5SE	9,430
96 48	Wood	1	49031/2SE	12,675
96 48	P-Lam	1	49031/5SE	10,775
108 42	Wood	2	49024/2SE	12,475
108 42	P-Lam	2	49024/5SE	10,605
108 48	Wood	2	49032/2SE	14,260
108 48	P-Lam	2	49032/5SE	12,125
120 42	Wood	2	49025/2SE	13,860
120 42	P-Lam	2	49025/5SE	11,785
120 48	Wood	2	49033/2SE	15,840
120 48	P-Lam	2	49033/5SE	13,465
120 54	Wood	2	49047/2SE	17,820
120 54	P-Lam	2	49047/5SE	15,150
132 48	Wood	2	49034/2SE	17,425
132 48	P-Lam	2	49034/5SE	14,815
132 54	Wood	2	49048/2SE	19,605
132 54	P-Lam	2	49048/5SE	16,665
144 48	Wood	2	49035/2SE	19,010
144 48	P-Lam	2	49035/5SE	16,160
144 54	Wood	2	49049/2SE	21,385
144 54	P-Lam	2	49049/5SE	18,180
144 60	Wood	2	49067/2SE	23,760
144 60	P-Lam	2	49067/5SE	20,200

L" x D"	Top Finish	Top Sections	Model Number	List Price
96 42	Wood	1	49028/2SE	12,755
96 42	P-Lam	1	49028/5SE	10,845
96 48	Wood	1	49039/2SE	14,580
96 48	P-Lam	1	49039/5SE	12,395
108 42	Wood	2	49029/2SE	14,350
108 42	P-Lam	2	49029/5SE	12,200
108 48	Wood	2	49040/2SE	16,400
108 48	P-Lam	2	49040/5SE	13,945
120 42	Wood	2	49030/2SE	15,940
120 42	P-Lam	2	49030/5SE	13,555
120 48	Wood	2	49041/2SE	18,220
120 48	P-Lam	2	49041/5SE	15,485
120 54	Wood	2	49057/2SE	20,495
120 54	P-Lam	2	49057/5SE	17,425
132 48	Wood	2	49042/2SE	20,040
132 48	P-Lam	2	49042/5SE	17,040
132 54	Wood	2	49058/2SE	22,550
132 54	P-Lam	2	49058/5SE	19,165
144 48	Wood	2	49043/2SE	21,865
144 48	P-Lam	2	49043/5SE	18,585
144 54	Wood	2	49059/2SE	24,595
144 54	P-Lam	2	49059/5SE	20,910
144 60	Wood	2	49075/2SE	27,325
144 60	P-Lam	2	49075/5SE	23,230

Model # 49047/2SB

120" x 54" Soft Boat Shape



MOSS COLLECTION

SUPER ELLIPSE SHAPE

Designer - Deborah Moss



Specify edge type; add the two letter code after the model number.



Facet Edge (FC)



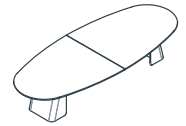
Taper Edge (TE)



Flowform Edge (FF)
5% upcharge laminate
not available



Camber Edge (CE)
5% upcharge



MOSS CONFERENCE 3 Bases 29" Table Height



*Only veneer can be wrapped on outer base surface. When matching p.lam tops, outer surface painted

MOSS CONFERENCE 3 Bases 29" Table Height



*Only veneer can be wrapped on outer base surface. When matching p.lam tops, outer surface painted

L" x D"	Top Finish	Top Sections	Model Number	List Price
156 48	Wood	2	49036/2SE	20,595
156 48	P-Lam	2	49036/5SE	17,510
156 54	Wood	2	49050/2SE	23,170
156 54	P-Lam	2	49050/5SE	19,700
156 60	Wood	2	49067/2SB	25,740
156 60	P-Lam	2	49067/5SE	21,880
156 66	Wood	3	49083/2SE	28,315
156 66	P-Lam	3	49083/5SE	24,070
168 48	Wood	2	49037/2SE	22,180
168 48	P-Lam	2	49037/5SE	18,855
168 54	Wood	2	49051/2SE	24,950
168 54	P-Lam	2	49051/5SE	21,210
168 60	Wood	2	49069/2SE	27,720
168 60	P-Lam	2	49069/5SE	23,565
168 66	Wood	3	49084/2SE	30,495
168 66	P-Lam	3	49084/5SE	25,925
180 48	Wood	3	49038/2SE	23,760
180 48	P-Lam	3	49038/5SE	20,200
180 54	Wood	3	49052/2SE	26,730
180 54	P-Lam	3	49052/5SE	22,725
180 60	Wood	3	49070/2SE	29,700
180 60	P-Lam	3	49070/5SE	25,245
180 66	Wood	3	49085/2SE	32,670
180 66	P-Lam	3	49085/5SE	27,770
192 54	Wood	3	49053/2SE	28,515
192 54	P-Lam	3	49053/5SE	24,240
192 60	Wood	3	49071/2SE	31,680
192 60	P-Lam	3	49071/5SE	26,930
192 66	Wood	4	49086/2SE	34,850
192 66	P-Lam	4	49086/5SE	29,625
204 54	Wood	3	49054/2SE	38,020
204 54	P-Lam	3	49054/5SE	32,320
204 60	Wood	3	49072/2SE	30,295
204 60	P-Lam	3	49072/5SE	25,755
204 66	Wood	4	49087/2SE	33,660
204 66	P-Lam	4	49087/5SE	28,615

L" x D"	Top Finish	Top Sections	Model Number	List Price
216 54	Wood	3	49143/2SE	32,080
216 54	P-Lam	3	49143/5SE	27,270
216 60	Wood	3	49144/2SE	35,640
216 60	P-Lam	3	49144/5SE	30,295
216 66	Wood	4	49145/2SE	39,205
216 66	P-Lam	4	49145/5SE	33,325

MOSS CONFERENCE 4 Bases 29" Table Height



*Only veneer can be wrapped on outer base surface. When matching p.lam tops, outer surface painted

L" x D"	Top Finish	Top Sections	Model Number	List Price
228 54	Wood	3	49055/2SE	33,860
228 54	P-Lam	3	49055/5SE	28,785
228 60	Wood	3	49073/2SE	37,620
228 60	P-Lam	3	49073/5SE	31,980
228 66	Wood	4	49088/2SE	41,385
228 66	P-Lam	4	49088/5SE	35,180
240 54	Wood	3	49056/2SE	35,640
240 54	P-Lam	3	49056/5SE	30,295
240 60	Wood	3	49074/2SE	39,600
240 60	P-Lam	3	49074/5SE	33,660
240 66	Wood	4	49089/2SE	43,560
240 66	P-Lam	4	49089/5SE	37,030

MOSS COLLECTION


SUPER ELLIPSE SHAPE

Designer - Deborah Moss

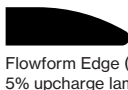
Specify edge type; add the two letter code after the model number.



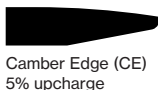
Facet Edge (FC)



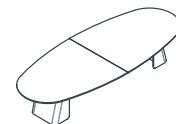
Taper Edge (TE)



Flowform Edge (FF)
5% upcharge laminate
not available



Camber Edge (CE)
5% upcharge



MOSS CONFERENCE 3 Bases 42" Table Height



*Only veneer can be wrapped on outer base surface. When matching p.lam tops, outer surface painted

MOSS CONFERENCE 3 Bases 42" Table Height



*Only veneer can be wrapped on outer base surface. When matching p.lam tops, outer surface painted

L" x D"	Top Finish	Top Sections	Model Number	List Price
156 48	Wood	2	49044/2SE	23,685
156 48	P-Lam	2	49044/5SE	20,140
156 54	Wood	2	49060/2SE	26,650
156 54	P-Lam	2	49060/5SE	22,655
156 60	Wood	2	49076/2SE	29,605
156 60	P-Lam	2	49076/5SE	25,165
156 66	Wood	3	49090/2SE	32,565
156 66	P-Lam	3	49090/5SE	27,685
168 48	Wood	2	49045/2SE	25,510
168 48	P-Lam	2	49045/5SE	21,685
168 54	Wood	2	49061/2SE	28,695
168 54	P-Lam	2	49061/5SE	24,395
168 60	Wood	2	49077/2SE	31,880
168 60	P-Lam	2	49077/5SE	27,100
168 66	Wood	3	49091/2SE	35,070
168 66	P-Lam	3	49091/5SE	29,815
180 48	Wood	3	49046/2SE	27,325
180 48	P-Lam	3	49046/5SE	23,230
180 54	Wood	3	49062/2SE	30,740
180 54	P-Lam	3	49062/5SE	26,135
180 60	Wood	3	49078/2SE	34,155
180 60	P-Lam	3	49078/5SE	29,035
180 66	Wood	3	49092/2SE	37,575
180 66	P-Lam	3	49092/5SE	31,940
192 54	Wood	3	49063/2SE	32,795
192 54	P-Lam	3	49063/5SE	27,880
192 60	Wood	3	49079/2SE	36,435
192 60	P-Lam	3	49079/5SE	30,970
192 66	Wood	4	49093/2SE	40,080
192 66	P-Lam	4	49093/5SE	34,070
204 54	Wood	3	49064/2SE	43,725
204 54	P-Lam	3	49064/5SE	37,170
204 60	Wood	3	49080/2SE	34,840
204 60	P-Lam	3	49080/5SE	29,620
204 66	Wood	3	49094/2SE	38,710
204 66	P-Lam	3	49094/5SE	32,910

L" x D"	Top Finish	Top Sections	Model Number	List Price
216 54	Wood	3	49146/2SE	36,895
216 54	P-Lam	3	49146/5SE	31,365
216 60	Wood	3	49147/2SE	40,990
216 60	P-Lam	3	49147/5SE	34,840
216 66	Wood	4	49148/2SE	45,090
216 66	P-Lam	4	49148/5SE	38,325

MOSS CONFERENCE 4 Bases 42" Table Height



*Only veneer can be wrapped on outer base surface. When matching p.lam tops, outer surface painted

L" x D"	Top Finish	Top Sections	Model Number	List Price
228 54	Wood	3	49065/2SE	38,940
228 54	P-Lam	3	49065/5SE	33,105
228 60	Wood	3	49081/2SE	43,265
228 60	P-Lam	3	49081/5SE	36,780
228 66	Wood	4	49095/2SE	47,595
228 66	P-Lam	4	49095/5SE	40,460
240 54	Wood	3	49066/2SE	40,990
240 54	P-Lam	3	49066/5SE	34,840
240 60	Wood	3	49082/2SE	45,540
240 60	P-Lam	3	49082/5SE	38,710
240 66	Wood	4	49096/2SE	50,095
240 66	P-Lam	4	49096/5SE	42,585

MOSS COLLECTION

RACETRACK SHAPE

Designer - Deborah Moss



Specify edge type; add the two letter code after the model number.



Facet Edge (FC)



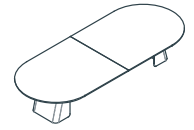
Taper Edge (TE)



Flowform Edge (FF)
5% upcharge laminate
not available



Camber Edge (CE)
5% upcharge



MOSS CONFERENCE 2 Bases 29" Table Height



*Only veneer can be wrapped on outer base surface. When matching p.lam tops, outer surface painted

MOSS CONFERENCE 2 Bases 42" Table Height



*Only veneer can be wrapped on outer base surface. When matching p.lam tops, outer surface painted

L" x D"	Top Finish	Top Sections	Model Number	List Price
96 42	Wood	1	49023/2RK	10,840
96 42	P-Lam	1	49023/5RK	9,215
96 48	Wood	1	49031/2RK	12,385
96 48	P-Lam	1	49031/5RK	10,530
108 42	Wood	2	49024/2RK	12,195
108 42	P-Lam	2	49024/5RK	10,365
108 48	Wood	2	49032/2RK	13,935
108 48	P-Lam	2	49032/5RK	11,850
120 42	Wood	2	49025/2RK	13,545
120 42	P-Lam	2	49025/5RK	11,515
120 48	Wood	2	49033/2RK	15,480
120 48	P-Lam	2	49033/5RK	13,160
120 54	Wood	2	49047/2RK	17,415
120 54	P-Lam	2	49047/5RK	14,805
132 48	Wood	2	49034/2RK	17,030
132 48	P-Lam	2	49034/5RK	14,475
132 54	Wood	2	49048/2RK	19,160
132 54	P-Lam	2	49048/5RK	16,290
144 48	Wood	2	49035/2RK	18,580
144 48	P-Lam	2	49035/5RK	15,795
144 54	Wood	2	49049/2RK	20,900
144 54	P-Lam	2	49049/5RK	17,765
144 60	Wood	2	49067/2RK	23,220
144 60	P-Lam	2	49067/5RK	19,740

L" x D"	Top Finish	Top Sections	Model Number	List Price
96 42	Wood	1	49028/2RK	12,470
96 42	P-Lam	1	49028/5RK	10,600
96 48	Wood	1	49039/2RK	14,245
96 48	P-Lam	1	49039/5RK	12,110
108 42	Wood	2	49029/2RK	14,025
108 42	P-Lam	2	49029/5RK	11,920
108 48	Wood	2	49040/2RK	16,030
108 48	P-Lam	2	49040/5RK	13,630
120 42	Wood	2	49030/2RK	15,580
120 42	P-Lam	2	49030/5RK	13,245
120 48	Wood	2	49041/2RK	17,805
120 48	P-Lam	2	49041/5RK	15,135
120 54	Wood	2	49057/2RK	20,030
120 54	P-Lam	2	49057/5RK	17,030
132 48	Wood	2	49042/2RK	19,585
132 48	P-Lam	2	49042/5RK	16,650
132 54	Wood	2	49058/2RK	22,035
132 54	P-Lam	2	49058/5RK	18,735
144 48	Wood	2	49043/2RK	21,370
144 48	P-Lam	2	49043/5RK	18,165
144 54	Wood	2	49059/2RK	24,035
144 54	P-Lam	2	49059/5RK	20,430
144 60	Wood	2	49075/2RK	26,705
144 60	P-Lam	2	49075/5RK	22,705

Model # 49047/2SB

120" x 54" Soft Boat Shape



MOSS COLLECTION

RACETRACK SHAPE

Designer - Deborah Moss



Specify edge type; add the two letter code after the model number.



Facet Edge (FC)



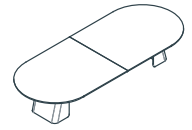
Taper Edge (TE)



Flowform Edge (FF)
5% upcharge laminate
not available



Camber Edge (CE)
5% upcharge



MOSS CONFERENCE 3 Bases 29" Table Height



*Only veneer can be wrapped on outer base surface.
When matching p.lam tops, outer surface painted

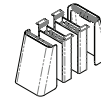
MOSS CONFERENCE 3 Bases 29" Table Height



*Only veneer can be wrapped on outer base surface.
When matching p.lam tops, outer surface painted

L" x D"	Top Finish	Top Sections	Model Number	List Price
156 48	Wood	2	49036/2RK	20,125
156 48	P-Lam	2	49036/5RK	17,110
156 54	Wood	2	49050/2RK	22,640
156 54	P-Lam	2	49050/5RK	19,250
156 60	Wood	2	49067/2RK	25,155
156 60	P-Lam	2	49067/5RK	21,385
156 66	Wood	3	49083/2RK	27,675
156 66	P-Lam	3	49083/5RK	23,525
168 48	Wood	2	49037/2RK	21,675
168 48	P-Lam	2	49037/5RK	18,430
168 54	Wood	2	49051/2RK	24,385
168 54	P-Lam	2	49051/5RK	20,730
168 60	Wood	2	49069/2RK	27,090
168 60	P-Lam	2	49069/5RK	23,030
168 66	Wood	3	49084/2RK	29,800
168 66	P-Lam	3	49084/5RK	25,335
180 48	Wood	3	49038/2RK	23,220
180 48	P-Lam	3	49038/5RK	19,740
180 54	Wood	3	49052/2RK	26,125
180 54	P-Lam	3	49052/5RK	22,205
180 60	Wood	3	49070/2RK	29,025
180 60	P-Lam	3	49070/5RK	24,675
180 66	Wood	3	49085/2RK	31,930
180 66	P-Lam	3	49085/5RK	27,140
192 54	Wood	3	49053/2RK	27,865
192 54	P-Lam	3	49053/5RK	23,690
192 60	Wood	3	49071/2RK	30,960
192 60	P-Lam	3	49071/5RK	26,320
192 66	Wood	4	49086/2RK	34,060
192 66	P-Lam	4	49086/5RK	28,950
204 54	Wood	3	49054/2RK	37,155
204 54	P-Lam	3	49054/5RK	31,585
204 60	Wood	3	49072/2RK	29,610
204 60	P-Lam	3	49072/5RK	25,170
204 66	Wood	4	49087/2RK	32,895
204 66	P-Lam	4	49087/5RK	27,965

MOSS CONFERENCE 4 Bases 29" Table Height



*Only veneer can be wrapped on outer base surface.
When matching p.lam tops, outer surface painted

L" x D"	Top Finish	Top Sections	Model Number	List Price
228 54	Wood	3	49055/2RK	33,090
228 54	P-Lam	3	49055/5RK	28,130
228 60	Wood	3	49073/2RK	36,765
228 60	P-Lam	3	49073/5RK	31,255
228 66	Wood	4	49088/2RK	40,445
228 66	P-Lam	4	49088/5RK	34,380
240 54	Wood	3	49056/2RK	34,830
240 54	P-Lam	3	49056/5RK	29,610
240 60	Wood	3	49074/2RK	38,700
240 60	P-Lam	3	49074/5RK	32,895
240 66	Wood	4	49089/2RK	42,570
240 66	P-Lam	4	49089/5RK	36,185

MOSS COLLECTION

RACETRACK SHAPE

Designer - Deborah Moss



Specify edge type; add the two letter code after the model number.



Facet Edge (FC)



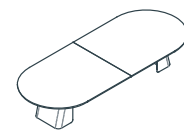
Taper Edge (TE)



Flowform Edge (FF)
5% upcharge laminate
not available



Camber Edge (CE)
5% upcharge



MOSS CONFERENCE 3 Bases 42" Table Height



*Only veneer can be wrapped on outer base surface.
When matching p.lam tops, outer surface painted

MOSS CONFERENCE 3 Bases 42" Table Height



*Only veneer can be wrapped on outer base surface.
When matching p.lam tops, outer surface painted

L" x D"	Top Finish	Top Sections	Model Number	List Price
156 48	Wood	2	49044/2RK	23,145
156 48	P-Lam	2	49044/5RK	19,680
156 54	Wood	2	49060/2RK	26,040
156 54	P-Lam	2	49060/5RK	22,140
156 60	Wood	2	49076/2RK	28,930
156 60	P-Lam	2	49076/5RK	24,595
156 66	Wood	3	49090/2RK	31,830
156 66	P-Lam	3	49090/5RK	27,055
168 48	Wood	2	49045/2RK	24,930
168 48	P-Lam	2	49045/5RK	21,195
168 54	Wood	2	49061/2RK	28,045
168 54	P-Lam	2	49061/5RK	23,840
168 60	Wood	2	49077/2RK	31,155
168 60	P-Lam	2	49077/5RK	26,485
168 66	Wood	3	49091/2RK	34,270
168 66	P-Lam	3	49091/5RK	29,140
180 48	Wood	3	49046/2RK	26,705
180 48	P-Lam	3	49046/5RK	22,705
180 54	Wood	3	49062/2RK	30,045
180 54	P-Lam	3	49062/5RK	25,540
180 60	Wood	3	49078/2RK	33,380
180 60	P-Lam	3	49078/5RK	28,380
180 66	Wood	3	49092/2RK	36,720
180 66	P-Lam	3	49092/5RK	31,215
192 54	Wood	3	49063/2RK	32,045
192 54	P-Lam	3	49063/5RK	27,245
192 60	Wood	3	49079/2RK	35,605
192 60	P-Lam	3	49079/5RK	30,270
192 66	Wood	4	49093/2RK	39,170
192 66	P-Lam	4	49093/5RK	33,295
204 54	Wood	3	49064/2RK	42,730
204 54	P-Lam	3	49064/5RK	36,325
204 60	Wood	3	49080/2RK	34,055
204 60	P-Lam	3	49080/5RK	28,950
204 66	Wood	3	49094/2RK	37,830
204 66	P-Lam	3	49094/5RK	32,160

MOSS CONFERENCE 4 Bases 42" Table Height



*Only veneer can be wrapped on outer base surface.
When matching p.lam tops, outer surface painted

L" x D"	Top Finish	Top Sections	Model Number	List Price
228 54	Wood	3	49065/2RK	38,055
228 54	P-Lam	3	49065/5RK	32,350
228 60	Wood	3	49081/2RK	42,280
228 60	P-Lam	3	49081/5RK	35,945
228 66	Wood	4	49095/2RK	46,515
228 66	P-Lam	4	49095/5RK	39,540
240 54	Wood	3	49066/2RK	40,055
240 54	P-Lam	3	49066/5RK	34,055
240 60	Wood	3	49082/2RK	44,505
240 60	P-Lam	3	49082/5RK	37,830
240 66	Wood	4	49096/2RK	48,960
240 66	P-Lam	4	49096/5RK	41,615

MOSS COLLECTION

CLOSED VISTA SHAPE

Designer - Deborah Moss



Specify edge type; add the two letter code after the model number.



Facet Edge (FC)



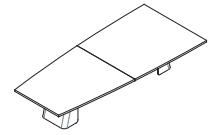
Taper Edge (TE)



Flowform Edge (FF)
5% upcharge laminate
not available



Camber Edge (CE)
5% upcharge



MOSS CONFERENCE 2 Bases 29" Table Height



*Only veneer can be wrapped on outer base surface. When matching p.lam tops, outer surface painted

MOSS CONFERENCE 2 Bases 42" Table Height



*Only veneer can be wrapped on outer base surface. When matching p.lam tops, outer surface painted

L" x D"	Top Finish	Top Sections	Model Number	List Price
96 48/33	Wood	1	49002/2CV	10,890
96 48/33	P-Lam	1	49002/5CV	9,260
96 54/38	Wood	1	49006/2CV	12,250
96 54/38	P-Lam	1	49006/5CV	10,415
108 54/38	Wood	2	49007/2CV	13,235
108 54/38	P-Lam	2	49007/5CV	11,165
108 60/43	Wood	2	49032/2CV	14,000
108 60/43	P-Lam	2	49032/5CV	11,905
120 54/38	Wood	2	49008/2CV	13,610
120 54/38	P-Lam	2	49008/5CV	11,570
120 60/43	Wood	2	49033/2CV	15,555
120 60/43	P-Lam	2	49033/5CV	13,220
132 54/38	Wood	2	49009/2CV	17,500
132 54/38	P-Lam	2	49009/5CV	14,875
132 60/43	Wood	2	49034/2CV	17,110
132 60/43	P-Lam	2	49034/5CV	14,545
132 48-66	Wood	2	49055/2CV	18,650
132 48-66	P-Lam	2	49055/5CV	15,855
144 54/38	Wood	2	49010/2CV	18,665
144 54/38	P-Lam	2	49010/5CV	15,870
144 60/43	Wood	2	49035/2CV	21,000
144 60/43	P-Lam	2	49035/5CV	17,850
144 66/48	Wood	2	49056/2CV	23,330
144 66/48	P-Lam	2	49056/5CV	19,830

L" x D"	Top Finish	Top Sections	Model Number	List Price
96 48/33	Wood	1	49004/2CV	12,525
96 48/33	P-Lam	1	49004/5CV	10,650
96 54/38	Wood	1	49019/2CV	13,845
96 54/38	P-Lam	1	49019/5CV	11,770
108 54/38	Wood	2	49007/2CV	14,960
108 54/38	P-Lam	2	49007/5CV	12,620
108 60/43	Wood	2	49032/2CV	16,100
108 60/43	P-Lam	2	49032/5CV	13,695
120 54/38	Wood	2	49021/2CV	15,655
120 54/38	P-Lam	2	49021/5CV	13,310
120 60/43	Wood	2	49045/2CV	17,890
120 60/43	P-Lam	2	49045/5CV	15,205
132 54/38	Wood	2	49009/2CV	20,125
132 54/38	P-Lam	2	49009/5CV	17,110
132 60/43	Wood	2	49034/2CV	19,680
132 60/43	P-Lam	2	49034/5CV	16,730
132 48-66	Wood	2	49064/2CV	21,450
132 48-66	P-Lam	2	49064/5CV	18,235
144 54/38	Wood	2	49023/2CV	21,450
144 54/38	P-Lam	2	49023/5CV	18,235
144 60/43	Wood	2	49047/2CV	21,465
144 60/43	P-Lam	2	49047/5CV	18,255
144 66/48	Wood	2	49065/2CV	24,150
144 66/48	P-Lam	2	49065/5CV	20,530

Model # 49047/2SB

120" x 54" Soft Boat Shape



MOSS COLLECTION

CLOSED VISTA SHAPE

Designer - Deborah Moss

Specify edge type; add the two letter code after the model number.



Facet Edge (FC)



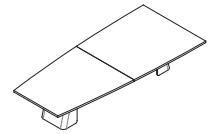
Taper Edge (TE)



Flowform Edge (FF)
5% upcharge laminate
not available



Camber Edge (CE)
5% upcharge



MOSS CONFERENCE 3 Bases 29" Table Height



*Only veneer can be wrapped on outer base surface.
When matching p.lam tops, outer surface painted

MOSS CONFERENCE 3 Bases 29" Table Height



*Only veneer can be wrapped on outer base surface.
When matching p.lam tops, outer surface painted

L" x D"	Top Finish	Top Sections	Model Number	List Price
156 38-54	Wood	2	49011/2CV	20,220
156 38-54	P-Lam	2	49011/5CV	17,190
156 60/43	Wood	2	49036/2CV	22,745
156 60/43	P-Lam	2	49036/5CV	19,340
156 66/48	Wood	3	49057/2CV	25,275
156 66/48	P-Lam	3	49057/5CV	21,485
168 54/38	Wood	2	49012/2CV	21,775
168 54/38	P-Lam	2	49012/5CV	18,515
168 60/43	Wood	2	49037/2CV	24,495
168 60/43	P-Lam	2	49037/5CV	20,825
168 66/48	Wood	3	49058/2CV	27,220
168 66/48	P-Lam	3	49058/5CV	23,135
180 54/38	Wood	3	49013/2CV	23,330
180 54/38	P-Lam	3	49013/5CV	19,830
180 60/43	Wood	3	49038/2CV	26,245
180 60/43	P-Lam	3	49038/5CV	22,310
180 66/48	Wood	3	49059/2CV	29,160
180 66/48	P-Lam	3	49059/5CV	24,790
192 54/38	Wood	3	49014/2CV	27,995
192 54/38	P-Lam	3	49014/5CV	23,800
192 60/43	Wood	3	49039/2CV	31,105
192 60/43	P-Lam	3	49039/5CV	26,440
192 66/48	Wood	4	49060/2CV	34,215
192 66/48	P-Lam	4	49060/5CV	29,085
204 54/38	Wood	3	49015/2CV	29,745
204 54/38	P-Lam	3	49015/5CV	25,285
204 60/43	Wood	3	49040/2CV	33,050
204 60/43	P-Lam	3	49040/5CV	28,095
204 66/48	Wood	4	49061/2CV	36,025
204 66/48	P-Lam	4	49061/5CV	30,625

L" x D"	Top Finish	Top Sections	Model Number	List Price
216 54/38	Wood	3	49154/2CV	31,495
216 54/38	P-Lam	3	49154/5CV	26,775
216 60/43	Wood	3	49155/2CV	34,995
216 60/43	P-Lam	3	49155/5CV	29,745
216 66/48	Wood	4	49156/2CV	38,495
216 66/48	P-Lam	4	49156/5CV	32,720

MOSS CONFERENCE 4 Bases 29" Table Height



*Only veneer can be wrapped on outer base surface.
When matching p.lam tops, outer surface painted

L" x D"	Top Finish	Top Sections	Model Number	List Price
228 54/38	Wood	3	49016/2CV	33,245
228 54/38	P-Lam	3	49016/5CV	28,260
228 60/43	Wood	3	49041/2CV	36,940
228 60/43	P-Lam	3	49041/5CV	31,400
228 66/48	Wood	4	49062/2CV	40,630
228 66/48	P-Lam	4	49062/5CV	34,540
240 54/38	Wood	3	49017/2CV	34,995
240 54/38	P-Lam	3	49017/5CV	29,745
240 60/43	Wood	3	49042/2CV	38,880
240 60/43	P-Lam	3	49042/5CV	33,050
240 66/48	Wood	4	49063/2CV	42,770
240 66/48	P-Lam	4	49063/5CV	36,355

MOSS COLLECTION

CLOSED VISTA SHAPE


Designer - Deborah Moss



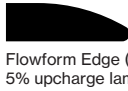
Specify edge type; add the two letter code after the model number.



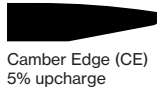
Facet Edge (FC)



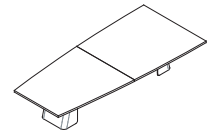
Taper Edge (TE)



Flowform Edge (FF)
5% upcharge laminate
not available



Camber Edge (CE)
5% upcharge



MOSS CONFERENCE 3 Bases 42" Table Height



*Only veneer can be wrapped on outer base surface. When matching p.lam tops, outer surface painted

MOSS CONFERENCE 3 Bases 42" Table Height

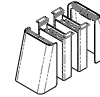


*Only veneer can be wrapped on outer base surface. When matching p.lam tops, outer surface painted

L" x D"	Top Finish	Top Sections	Model Number	List Price
156 38-54	Wood	2	49024/2CV	23,255
156 38-54	P-Lam	2	49024/5CV	19,770
156 60/43	Wood	2	49048/2CV	26,160
156 60/43	P-Lam	2	49048/5CV	22,245
156 66/48	Wood	2	49066/2CV	29,070
156 66/48	P-Lam	3	49066/5CV	24,710
168 54/38	Wood	3	49025/2CV	25,045
168 54/38	P-Lam	2	49025/5CV	21,295
168 60/43	Wood	2	49049/2CV	28,170
168 60/43	P-Lam	2	49049/5CV	23,950
168 66/48	Wood	3	49067/2CV	31,305
168 66/48	P-Lam	3	49067/5CV	26,610
180 54/38	Wood	3	49026/2CV	26,830
180 54/38	P-Lam	3	49026/5CV	22,805
180 60/43	Wood	3	49050/2CV	30,185
180 60/43	P-Lam	3	49050/5CV	25,660
180 66/48	Wood	3	49068/2CV	33,535
180 66/48	P-Lam	3	49068/5CV	28,510
192 54/38	Wood	3	49027/2CV	32,195
192 54/38	P-Lam	3	49027/5CV	27,370
192 60/43	Wood	3	49051/2CV	35,775
192 60/43	P-Lam	3	49051/5CV	30,410
192 66/48	Wood	4	49069/2CV	39,350
192 66/48	P-Lam	4	49069/5CV	33,450
204 54/38	Wood	3	49028/2CV	34,210
204 54/38	P-Lam	3	49028/5CV	29,080
204 60/43	Wood	3	49052/2CV	38,010
204 60/43	P-Lam	3	49052/5CV	32,310
204 66/48	Wood	4	49070/2CV	41,430
204 66/48	P-Lam	4	49070/5CV	35,220

L" x D"	Top Finish	Top Sections	Model Number	List Price
216 54/38	Wood	3	49157/2CV	36,220
216 54/38	P-Lam	3	49157/5CV	30,795
216 60/43	Wood	3	49158/2CV	40,245
216 60/43	P-Lam	3	49158/5CV	34,210
216 66/48	Wood	4	49159/2CV	44,270
216 66/48	P-Lam	4	49159/5CV	37,630

MOSS CONFERENCE 4 Bases 42" Table Height



*Only veneer can be wrapped on outer base surface. When matching p.lam tops, outer surface painted

L" x D"	Top Finish	Top Sections	Model Number	List Price
228 54/38	Wood	3	49029/2CV	38,235
228 54/38	P-Lam	3	49029/5CV	32,500
228 60/43	Wood	3	49053/2CV	42,485
228 60/43	P-Lam	3	49053/5CV	36,110
228 66/48	Wood	4	49071/2CV	46,725
228 66/48	P-Lam	4	49071/5CV	39,725
240 54/38	Wood	3	49030/2CV	40,245
240 54/38	P-Lam	3	49030/5CV	34,210
240 60/43	Wood	3	49054/2CV	44,715
240 60/43	P-Lam	3	49054/5CV	38,010
240 66/48	Wood	4	49072/2CV	49,190
240 66/48	P-Lam	4	49072/5CV	41,810

NOMAD® TABLES

BASE, SURFACE, EDGE & CONNECTIVITY Design - Charles Godbout & Luc Plante

Surface Shapes

Tops are 1" thick and are available in three different shapes.



Rectangular

Nomad Boat

Square

Finishes

All standard Nienkämper veneer and laminates.

Edge Details



(SE)

1" thick
Self Edge (SE)



1" thick
Nomad® Taper Edge

Sizes

Nomad® conference tables are 29"h and available in sizes:

Width: 36", 42", 48", 54", 60"

Length: 60", 72", 84", 96", 108", 120", 144", 168", 180", 192", 216", 240"

Conference tables with multi-section tops include one or two center bases depending on length.

Nomad® training tables are 29"h and available in sizes:

Width: 30", 36"

Length: 60", 72", 84"

Base Finish Options

Nomad® Table bases are available in either mirror polished or a variety of powder coat paint finish, see below options.

 Aluminum Polished / AL-07	 Silver Powder Coat / PC-01
 Cool White Powder Coat / PC-12	 Sky Blue Powder Coat / PC-17
 Yellow Powder Coat / PC-13	 Cobalt Blue Powder Coat / PC-18
 Pure Orange Powder Coat / PC-14	 Black Powder Coat / PC-06
 Red Powder Coat / PC-09	 Pewter Grey Powder Coat / PC-19
 Green Powder Coat / PC-15	*Additional colors are available upon request, see www.nienkamper.com for a complete list.
 Lime Powder Coat / PC-16	

Stretcher Rails Finish Options

The standard finish for Stretcher rails of Nomad® Table is silver anodized aluminum finish (AL-01) for bases in both mirror polished aluminum or powder coat paint finish. For Stretcher rails with same powder coat paint finish as the bases, there will be 5% upcharge on list price of the table.

 Silver Anodized Aluminum / AL-01	 Silver Powder Coat / PC-01
 Cool White Powder Coat / PC-12	 Sky Blue Powder Coat / PC-17
 Yellow Powder Coat / PC-13	 Cobalt Blue Powder Coat / PC-18
 Pure Orange Powder Coat / PC-14	 Black Powder Coat / PC-06
 Red Powder Coat / PC-09	 Pewter Grey Powder Coat / PC-19
 Green Powder Coat / PC-15	*Additional colors are available upon request, see www.nienkamper.com for a complete list.
 Lime Powder Coat / PC-16	

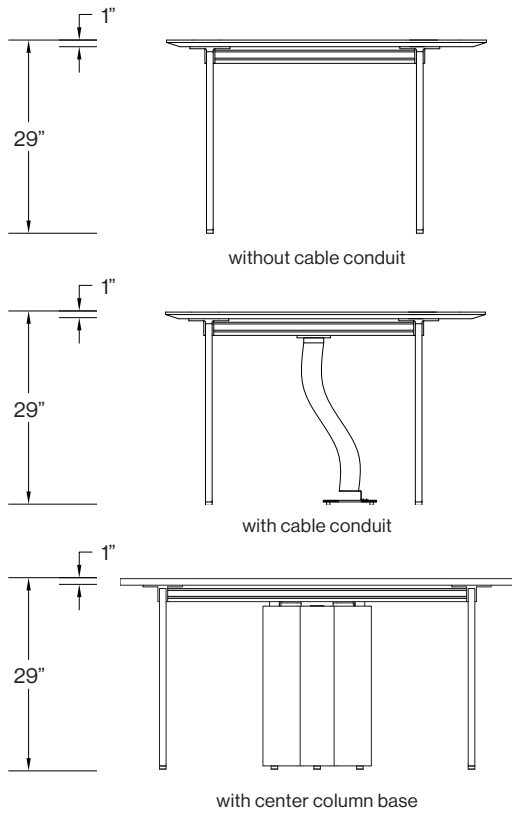


Matching vibrantly colored Stretcher rails to the Nomad® bases creates a stunning architectural look with sleek and linear lines underneath the top.

NOMAD® TABLES

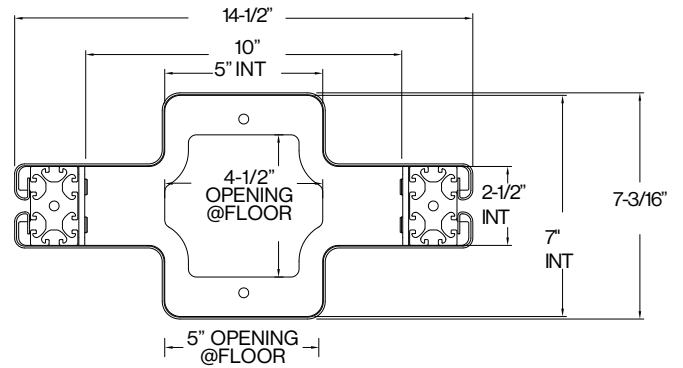
CONNECTIVITY & WIRE MANAGEMENT Design - Charles Godbout & Luc Plante

Side Elevation of Table

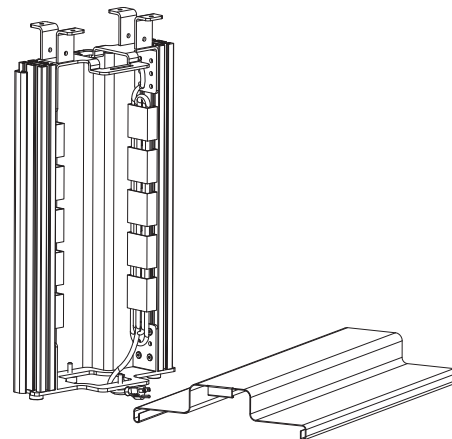


Center Column Base

The center column base of Nomad® table allows cables to be stored and pass through. The standard finish for the center base is silver powder coat paint finish (PC-01). Other powder coat paint colors with the center base are available for an upcharge of \$250 list per base.



Plan View of Center Column base



Connectivity

Connectivity and Power solutions for the Nomad® Table includes Vox® M Series, Double Sided, SIMPLE or SIMPLE Pop Up Forums. Vox® Cable Conduits are used to manage cables to the floor when Forums are specified on tables without a center base. *Conduits sold separately.



Vox® M Series Forum



Vox® Double Sided Forum



Vox® SIMPLE Pop-up Forum




Vox® SIMPLE Forum



NOMAD® TABLES

CENTER COLUMN BASE & CABLE CONDUIT DETAILS Design - Charles Godbout & Luc Plante

Table with Cable Conduit




Expandable cable conduit



Linked cable conduit

Cables from Vox® Forums or SIMPLE Forums are directed to the floor with either an expandable or linked cable conduit. Both solutions accommodate core drills with their large base ring. Wire capacity is 2"-4" dia for the expandable cable conduit and eighteen 16 GA cables for the linked. Both models available in black, silver or clear color options. Please see page 247 for details.

Table with Center Column Base



Center column base

Cables from Vox® Forums or SIMPLE Forums are directed to the floor through center column base(s) for multi section tops.



Training Table

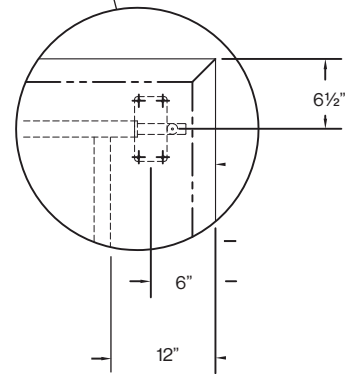
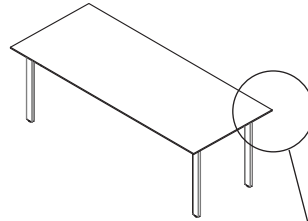
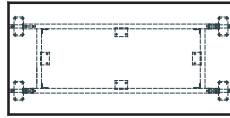
1" thick top, 29" H

Stretcher rails are silver anodized aluminum.

1" Nomad® Taper Edge



Self Edge (SE)



L"	X	D"	Sugg Seat Capacity	Top Finish	Top Sections	POLISHED ALUMINUM BASE		POWDER COAT BASE	
						Model Number	List Price	Model Number	List Price
60	30	4-6		Veneer	1	55577/2	3,165	55571/2	3,505
60	30	4-6		Laminate	1	55577/5	2,565	55571/5	2,895
60	36	4-6		Veneer	1	55578/2	3,465	55572/2	3,800
60	36	4-6		Laminate	1	55578/5	2,695	55572/5	3,030
72	30	4-6		Veneer	1	55579/2	3,595	55573/2	3,935
72	30	4-6		Laminate	1	55579/5	2,820	55573/5	3,160
72	36	4-6		Veneer	1	55580/2	3,895	55574/2	4,230
72	36	4-6		Laminate	1	55580/5	2,970	55574/5	3,305
84	30	6-8		Veneer	1	55581/2	3,950	55575/2	4,280
84	30	6-8		Laminate	1	55581/5	3,030	55575/5	3,350
84	36	6-8		Veneer	1	55582/2	4,165	55576/2	4,500
84	36	6-8		Laminate	1	55582/5	3,225	55576/5	3,555



Square shape

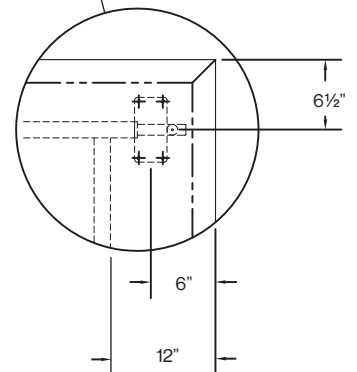
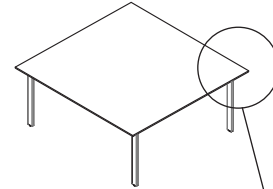
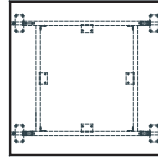
1" thick top, 29" H

Stretcher rails are silver anodized aluminum.

1" Nomad® Taper Edge



Self Edge (SE)



L"	X	D"	Sugg Seat Capacity	Top Finish	Top Sections	POLISHED ALUMINUM BASE		POWDER COAT BASE	
						Model Number	List Price	Model Number	List Price
42	42	2-4	Veneer	1	55564/2	3,285	55561/2	3,625	
42	42	2-4	Laminate	1	55564/5	2,785	55561/5	3,120	
48	48	2-4	Veneer	1	55565/2	3,695	55562/2	4,035	
48	48	2-4	Laminate	1	55565/5	3,105	55562/5	3,440	
54	54	4-6	Veneer	1	55566/2	4,540	55563/2	4,870	
54	54	4-6	Laminate	1	55566/5	3,705	55563/5	4,040	

NOMAD® TABLES

RECTANGULAR CONFERENCE Design - Charles Godbout & Luc Plante



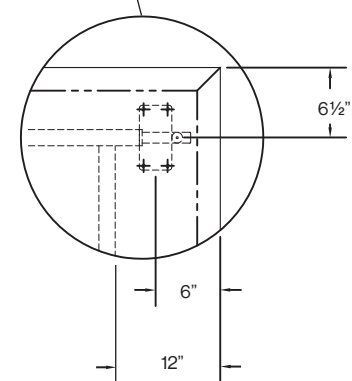
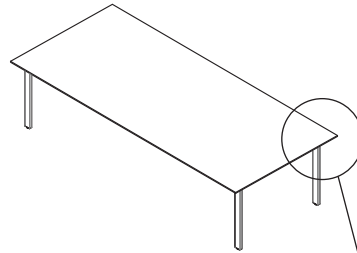
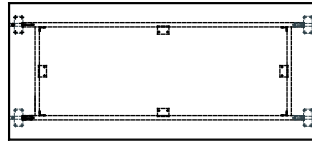
Rectangle shape

1" thick top, 29" H

Stretcher rails are silver anodized aluminum.

1" Nomad® Taper Edge

Self Edge (SE)



L"	X	D"	Sugg Seat Capacity	Top Finish	Top Sections	POLISHED ALUMINUM BASE		POWDER COAT BASE	
						Model Number	List Price	Model Number	List Price
60	36	4-6		Veneer	1	55516/2	3,465	55501/2	3,800
60	36	4-6		Laminate	1	55516/5	2,695	55501/5	3,030
60	42	4-6		Veneer	1	55517/2	3,765	55502/2	4,105
60	42	4-6		Laminate	1	55517/5	2,885	55502/5	3,215
60	48	4-6		Veneer	1	55518/2	4,070	55503/2	4,400
60	48	4-6		Laminate	1	55518/5	3,065	55503/5	3,405
72	36	4-6		Veneer	1	55519/2	3,895	55504/2	4,230
72	36	4-6		Laminate	1	55519/5	2,970	55504/5	3,305
72	42	4-6		Veneer	1	55520/2	4,245	55505/2	4,575
72	42	4-6		Laminate	1	55520/5	3,175	55505/5	3,515
72	48	4-6		Veneer	1	55521/2	4,595	55506/2	4,540
72	48	4-6		Laminate	1	55521/5	3,385	55506/5	3,725
84	36	6-8		Veneer	1	55522/2	4,165	55507/2	4,500
84	36	6-8		Laminate	1	55522/5	3,225	55507/5	3,555
84	42	6-8		Veneer	1	55523/2	4,630	55508/2	4,965
84	42	6-8		Laminate	1	55523/5	3,505	55508/5	3,840
84	48	6-8		Veneer	1	55524/2	5,070	55509/2	5,415
84	48	6-8		Laminate	1	55524/5	3,770	55509/5	4,115
96	36	6-8		Veneer	1	55525/2	4,600	55510/2	4,930
96	36	6-8		Laminate	1	55525/5	3,510	55510/5	3,845
96	42	6-8		Veneer	1	55526/2	4,995	55511/2	5,320
96	42	6-8		Laminate	1	55526/5	3,760	55511/5	4,095
96	48	6-8		Veneer	1	55527/2	5,290	55512/2	5,625
96	48	6-8		Laminate	1	55527/5	4,010	55512/5	4,345
108	42	8-10		Veneer	1	55528/2	5,475	55513/2	5,810
108	42	8-10		Laminate	1	55528/5	4,015	55513/5	4,350
108	48	8-10		Veneer	1	55529/2	5,950	55514/2	6,275
108	48	8-10		Laminate	1	55529/5	4,395	55514/5	4,735
108	54	8-10		Veneer	1	55530/2	6,575	55515/2	6,895
108	54	8-10		Laminate	1	55530/5	4,780	55515/5	5,115



Rectangle shape with center column bases

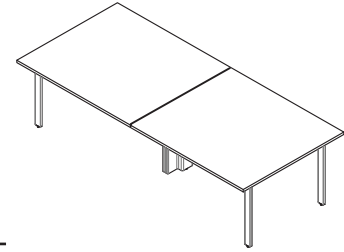
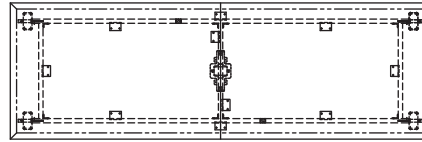
1" thick top, 29" H

Stretcher rails are silver anodized aluminum.

1" Nomad® Taper Edge



Self Edge (SE)



L"	X	D"	Sugg Seat Capacity	Top Finish	Top Sections	POLISHED ALUMINUM BASE		POWDER COAT BASE	
						Model Number	List Price	Model Number	List Price
120	48	8-10	Veneer	2	55921/2	8,610	55901/2	8,950	
120	48	8-10	Laminate	2	55921/5	6,835	55901/5	7,155	
120	54	8-10	Veneer	2	55922/2	9,610	55902/2	9,475	
120	54	8-10	Laminate	2	55922/5	7,120	55902/5	7,470	
120	60	8-10	Veneer	2	55923/2	9,515	55903/2	9,845	
120	60	8-10	Laminate	2	55923/5	7,265	55903/5	7,595	
144	48	10-12	Veneer	2	55924/2	10,235	55904/2	10,720	
144	48	10-12	Laminate	2	55924/5	8,295	55904/5	8,635	
144	54	10-12	Veneer	2	55925/2	11,055	55905/2	11,385	
144	54	10-12	Laminate	2	55925/5	8,580	55905/5	8,905	
144	60	10-12	Veneer	2	55926/2	11,560	55906/2	11,895	
144	60	10-12	Laminate	2	55926/5	8,895	55906/5	9,235	
168	48	12-14	Veneer	2	55927/2	11,065	55907/2	11,730	
168	48	12-14	Laminate	2	55927/5	9,030	55907/5	9,370	
168	54	12-14	Veneer	2	55928/2	11,760	55908/2	12,430	
168	54	12-14	Laminate	2	55928/5	9,410	55908/5	9,745	
168	60	12-14	Veneer	2	55929/2	12,555	55909/2	13,220	
168	60	12-14	Laminate	2	55929/5	9,780	55909/5	10,115	
180	48	12-14	Veneer	3	55930/2	11,640	55910/2	12,315	
180	48	12-14	Laminate	3	55930/5	9,475	55910/5	9,810	
180	54	14-16	Veneer	3	55931/2	12,380	55911/2	13,055	
180	54	14-16	Laminate	3	55931/5	9,845	55911/5	10,180	
180	60	14-16	Veneer	3	55932/2	13,140	55912/2	13,805	
180	60	14-16	Laminate	3	55932/5	10,265	55912/5	10,595	
216	48	14-16	Veneer	3	55933/2	14,635	55913/2	15,295	
216	48	14-16	Laminate	3	55933/5	11,745	55913/5	12,075	
216	54	16-18	Veneer	3	55934/2	15,500	55914/2	16,170	
216	54	16-18	Laminate	3	55934/5	12,545	55914/5	12,880	
216	60	16-18	Veneer	3	55935/2	16,350	55915/2	17,020	
216	60	16-18	Laminate	3	55935/5	12,965	55915/5	13,300	
240	48	14-16	Veneer	4	55936/2	16,560	55916/2	17,170	
240	48	14-16	Laminate	4	55936/5	13,580	55916/5	13,870	
240	54	16-18	Veneer	4	55937/2	17,445	55917/2	18,055	
240	54	16-18	Laminate	4	55937/5	14,110	55917/5	14,425	
240	60	18-20	Veneer	4	55938/2	18,500	55918/2	19,120	
240	60	18-20	Laminate	4	55938/5	14,615	55918/5	14,905	

Notes:

- (1) Table with 2 sections top consists of 4 bases and 1 center column base.
- (2) Table with 3 sections top consists of 4 bases and 2 center column bases.
- (3) Table with 4 sections top consists of 4 bases and 3 center column bases.



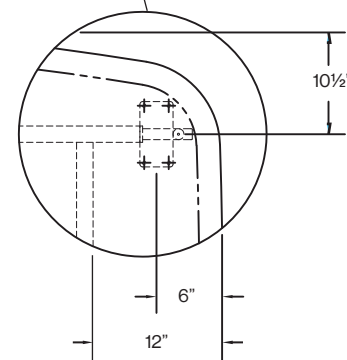
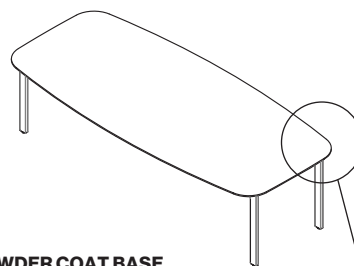
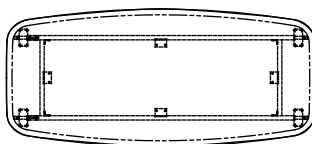
Nomad Boat shape

1" thick top, 29" H

Stretcher rails are silver anodized aluminum.

1" Nomad® Taper Edge

Self Edge (SE)



L"	X	D"	Sugg Seat Capacity	Top Finish	Top Sections	POLISHED ALUMINUM BASE		POWDER COAT BASE	
						Model Number	List Price	Model Number	List Price
60	36	4-6		Veneer	1	55546/2	3,750	55531/2	4,090
60	36	4-6		Laminate	1	55546/5	2,865	55531/5	3,210
60	42	4-6		Veneer	1	55547/2	4,095	55532/2	4,435
60	42	4-6		Laminate	1	55547/5	3,075	55532/5	3,415
60	48	4-6		Veneer	1	55548/2	4,440	55533/2	4,775
60	48	4-6		Laminate	1	55548/5	3,295	55533/5	3,625
72	36	4-6		Veneer	1	55549/2	4,225	55534/2	4,560
72	36	4-6		Laminate	1	55549/5	3,165	55534/5	3,505
72	42	4-6		Veneer	1	55550/2	4,620	55535/2	4,960
72	42	4-6		Laminate	1	55550/5	3,410	55535/5	3,740
72	48	4-6		Veneer	1	55551/2	5,025	55536/2	4,905
72	48	4-6		Laminate	1	55551/5	3,650	55536/5	3,980
84	36	6-8		Veneer	1	55552/2	4,540	55537/2	4,870
84	36	6-8		Laminate	1	55552/5	3,450	55537/5	3,775
84	42	6-8		Veneer	1	55553/2	5,055	55538/2	5,390
84	42	6-8		Laminate	1	55553/5	3,760	55538/5	4,095
84	48	6-8		Veneer	1	55554/2	5,560	55539/2	5,900
84	48	6-8		Laminate	1	55554/5	4,075	55539/5	4,410
96	36	6-8		Veneer	1	55555/2	5,005	55540/2	5,340
96	36	6-8		Laminate	1	55555/5	3,750	55540/5	4,090
96	42	6-8		Veneer	1	55556/2	5,455	55541/2	5,790
96	42	6-8		Laminate	1	55556/5	4,040	55541/5	4,375
96	48	6-8		Veneer	1	55557/2	5,795	55542/2	6,130
96	48	6-8		Laminate	1	55557/5	4,335	55542/5	4,670
108	42	8-10		Veneer	1	55558/2	5,995	55543/2	6,325
108	42	8-10		Laminate	1	55558/5	4,330	55543/5	4,665
108	48	8-10		Veneer	1	55559/2	6,540	55544/2	6,875
108	48	8-10		Laminate	1	55559/5	4,765	55544/5	5,095
108	54	8-10		Veneer	1	55560/2	7,240	55545/2	7,570
108	54	8-10		Laminate	1	55560/5	5,200	55545/5	5,530



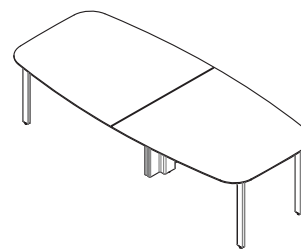
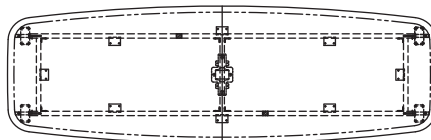
Nomad Boat shape with center column bases

1" thick top, 29" H

Stretcher rails are silver anodized aluminum.

1" Nomad® Taper Edge

Self Edge (SE)



POLISHED ALUMINUM BASE POWDER COAT BASE

L"	X	D"	Sugg Seat Capacity	Top Finish	Top Sections	Model Number	List Price	Model Number	List Price
120	48	8-10		Veneer	2	55961/2	9,260	55941/2	9,595
120	48	8-10		Laminate	2	55961/5	7,235	55941/5	7,555
120	54	8-10		Veneer	2	55962/2	9,870	55942/2	10,195
120	54	8-10		Laminate	2	55962/5	7,555	55942/5	7,905
120	60	8-10		Veneer	2	55963/2	10,285	55943/2	10,625
120	60	8-10		Laminate	2	55963/5	7,715	55943/5	8,050
144	48	10-12		Veneer	2	55964/2	11,160	55944/2	11,490
144	48	10-12		Laminate	2	55964/5	8,770	55944/5	9,095
144	54	10-12		Veneer	2	55965/2	11,910	55945/2	12,250
144	54	10-12		Laminate	2	55965/5	9,090	55945/5	9,425
144	60	10-12		Veneer	2	55966/2	12,485	55946/2	12,825
144	60	10-12		Laminate	2	55966/5	9,460	55946/5	9,790
168	48	12-14		Veneer	2	55967/2	12,275	55947/2	12,620
168	48	12-14		Laminate	2	55967/5	9,580	55947/5	9,910
168	54	12-14		Veneer	2	55968/2	13,070	55948/2	13,405
168	54	12-14		Laminate	2	55968/5	10,005	55948/5	10,335
168	60	12-14		Veneer	2	55969/2	13,985	55949/2	14,305
168	60	12-14		Laminate	2	55969/5	10,425	55949/5	10,765
180	48	12-14		Veneer	3	55970/2	12,925	55950/2	13,255
180	48	12-14		Laminate	3	55970/5	10,060	55950/5	10,395
180	54	14-16		Veneer	3	55971/2	13,775	55951/2	14,095
180	54	14-16		Laminate	3	55971/5	10,490	55951/5	10,830
180	60	14-16		Veneer	3	55972/2	14,625	55952/2	14,950
180	60	14-16		Laminate	3	55972/5	10,960	55952/5	11,290
216	48	14-16		Veneer	3	55973/2	16,095	55953/2	16,430
216	48	14-16		Laminate	3	55973/5	12,425	55953/5	12,760
216	54	16-18		Veneer	3	55974/2	17,105	55954/2	17,440
216	54	16-18		Laminate	3	55974/5	13,345	55954/5	13,665
216	60	16-18		Veneer	3	55975/2	18,060	55955/2	18,400
216	60	16-18		Laminate	3	55975/5	13,820	55955/5	14,165
240	48	14-16		Veneer	4	55976/2	18,130	55956/2	18,435
240	48	14-16		Laminate	4	55976/5	14,375	55956/5	14,665
240	54	16-18		Veneer	4	55977/2	19,145	55957/2	19,445
240	54	16-18		Laminate	4	55977/5	14,980	55957/5	15,295
240	60	18-20		Veneer	4	55978/2	20,345	55958/2	20,650
240	60	18-20		Laminate	4	55978/5	15,540	55958/5	15,845

Notes:

- (1) Table with 2 sections top consists of 4 bases and 1 center column base.
- (2) Table with 3 sections top consists of 4 bases and 2 center column bases.
- (3) Table with 4 sections top consists of 4 bases and 3 center column bases.

PIVOT™ FLIPTOP TABLES

BASE OPTIONS Design - Nienkämper

Tubular steel legs plated in brilliant Eco-Chrome, steel hinge mechanisms and cross beams provide the Pivot™ with its rigid skeleton, ready for the nomadic world of training tables. The Pivot™ isn't all brawn, its rigidity is balanced with warm, rich veneers typical to the Nienkämper family of products. Or if the rugged nature is to show through and through, a wide variety of plastic laminates with impact resistant plastic edges are also available.

Standard features include: chrome legs, locking casters, 1" thick rectangular top, choice of veneer and solid wood edge or plastic laminate and plastic edge, a 5½" tall fixed modesty panel completes the package. Options include: your choice of power/ data/ connectivity units, 1¼" thick tops and flush or inset leg placement.



PIVOT™ FLIPTOP TABLES

BASE CONSTRUCTION Design - Nienkämper

Constructed from 1 3/8" dia. steel tube and is available in "Eco-metal" chrome plating*, powder coated silver or black. Table tops pivot on two robust steel hinges and are supported with steel cross beams. Table tops are locked in position while down with stainless steel slam catches. To unlock and flip table into the storage / moving position simply pull out the two ergonomic plastic handles and pivot downward. The table rolls on 4 swiveling / locking 3" dia. casters. Base, hinge, cross beam, release handles and casters are all integrated within the base structure.

*Eco-metal chrome plating is a new galvanic process which is completely free of chlorides and is 100% recyclable.

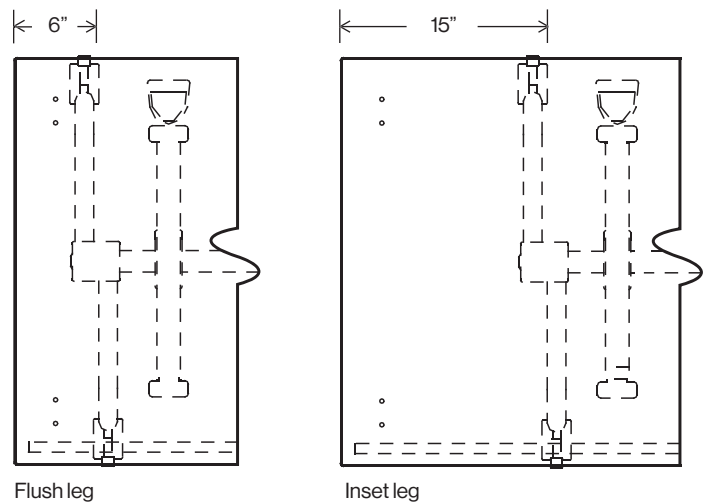


BASE POSITION

Bases are offered in two positions, flush and inset.

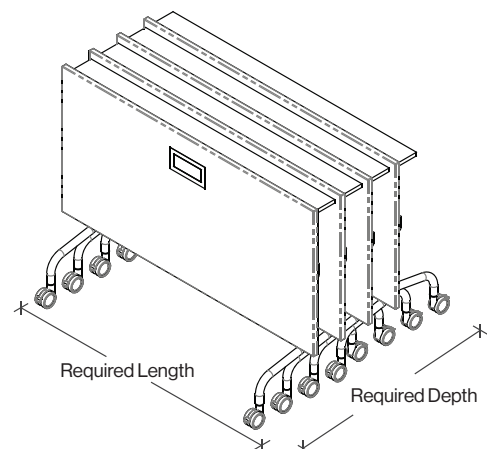
Flush leg position allows the user maximum knee space when tables are ganged together.

Inset leg position allow the maximum seating capacity when tables are ganged together by enabling seating on table seams.



STORAGE REQUIREMENTS

Table Length	2 Tables	4 Tables	6 Tables	8 Tables	10 Tables	12 Tables
floor space required when nested for table depths of 24" and 30" (L" x D")						
60"	60 x 36.75	60 x 49.75	60 x 62.75	60 x 75.75	60 x 88.75	60 x 101.75
66"	66 x 36.75	66 x 49.75	66 x 62.75	66 x 75.75	66 x 88.75	66 x 101.75
72"	72 x 36.75	72 x 49.75	72 x 62.75	72 x 75.75	72 x 88.75	72 x 101.75
78"	78 x 36.75	78 x 49.75	78 x 62.75	78 x 75.75	78 x 88.75	78 x 101.75
84"	84 x 36.75	84 x 49.75	84 x 62.75	84 x 75.75	84 x 88.75	84 x 101.75
90"	90 x 36.75	90 x 49.75	90 x 62.75	90 x 75.75	90 x 88.75	90 x 101.75



PIVOT™ FLIPTOP TABLES

CONNECTIVITY & WIRE MANAGEMENT Design - Nienkämper

Pivot™ FlipTop can be specified with a range of connectivity devices to suit most technology and price point requirements.

For connectivity device details and pricing visit www.nienkamper.com or contact customer service at 1.800.668.9318.



SIMPLE
Pop Up Forum



SIMPLE Forum



Vox® M-Forum

WIRE MANAGEMENT

Tables that include connectivity devices are equipped with cable clips that are fixed to both the underside of the top and the base. Cables may be routed to either base according to user needs.



PIVOT™ FLIPTOP TABLES

MODESTY PANEL DETAILS Design - Nienkämper



Veneer top with wood self edge and matching 5½"H fixed modesty panel.



Wood grain P-Lam top with translucent self edge and matching 5¼"H fixed modesty panel.



White P-Lam top with white PVC self edge and matching fixed modesty panel.

PIVOT™ FLIPTOP TABLES

HALF ROUND Design - Nienkämper

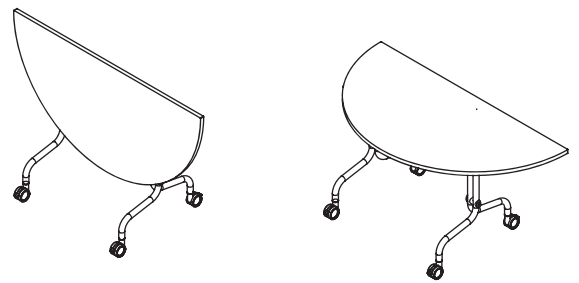


Tables shown on this page are standard with tubular steel legs, locking casters, Top is 1" thick for self edge and 1¼" thick for profile edges.

Wood tables have 1/8" solid wood self edge.

P-Lam tables have 1/8" translucent edge.

Specify edge type; add the two letter code after the model number.



1" TOP
(SELF EDGE)

L"	X	W"	X	H"	Top Finish	Model No.	List Price
48	24	28.5			Wood	82144/2	2,140
48	24	28.5			P-Lam	82144/5	1,720
60	30	28.5			Wood	82145/2	2,730
60	30	28.5			P-Lam	82145/5	2,125

1¼" Top
(Taper, Facet, Flow Form Edges)

L"	X	W"	X	H"	Top Finish	Model No.	List Price
48	24	29			Wood	82146/2	2,140
48	24	29			P-Lam	82146/5	1,720
60	30	29			Wood	82147/2	2,730
60	30	29			P-Lam	82147/5	2,125

PIVOT™ FLIPTOP TABLES

RECTANGLE Design - Nienkämper



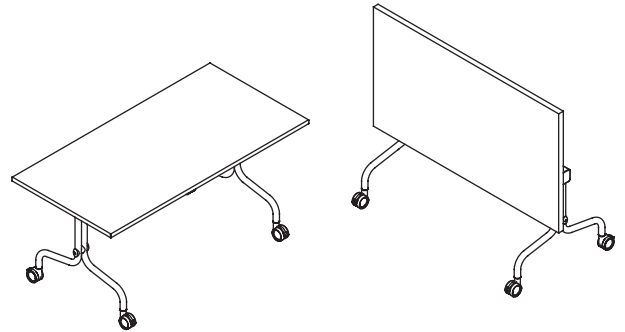
Tables shown on this page are standard with tubular steel legs, locking casters, and 1" thick top.

Wood tables have 1/8" solid wood self edge.

P-Lam tables have 1/8" translucent edge.



Self Edge "SE"



1" TOP

L"	X	W"	X	H"	Top Finish	FLUSH BASES		INSET BASES	
						Model No.	List Price	Model No.	List Price
60	24	28.5			Wood	82000/2	2,415	82012/2	2,415
60	24	28.5			P-Lam	82000/5	1,940	82012/5	1,940
66	24	28.5			Wood	82001/2	2,540	82013/2	2,540
66	24	28.5			P-Lam	82001/5	2,025	82013/5	2,025
72	24	28.5			Wood	82002/2	2,695	82014/2	2,695
72	24	28.5			P-Lam	82002/5	2,095	82014/5	2,095
78	24	28.5			Wood	82003/2	2,830	82015/2	2,830
78	24	28.5			P-Lam	82003/5	2,180	82015/5	2,180
84	24	28.5			Wood	82004/2	2,960	82016/2	2,960
84	24	28.5			P-Lam	82004/5	2,275	82016/5	2,275
90	24	28.5			Wood	82005/2	3,110	82017/2	3,110
90	24	28.5			P-Lam	82005/5	2,355	82017/5	2,355
60	30	28.5			Wood	82006/2	2,730	82018/2	2,730
60	30	28.5			P-Lam	82006/5	2,125	82018/5	2,125
66	30	28.5			Wood	82007/2	2,910	82019/2	2,910
66	30	28.5			P-Lam	82007/5	2,225	82019/5	2,225
72	30	28.5			Wood	82008/2	3,080	82020/2	3,080
72	30	28.5			P-Lam	82008/5	2,310	82020/5	2,310
78	30	28.5			Wood	82009/2	3,240	82021/2	3,240
78	30	28.5			P-Lam	82009/5	2,415	82021/5	2,415
84	30	28.5			Wood	82010/2	3,415	82022/2	3,415
84	30	28.5			P-Lam	82010/5	2,515	82022/5	2,515
90	30	28.5			Wood	82011/2	3,570	82023/2	3,570
90	30	28.5			P-Lam	82011/5	2,570	82023/5	2,570

PIVOT™ FLIPTOP TABLES

RECTANGLE Design - Nienkämper



Tables shown on this page are standard with tubular steel legs, locking casters, and 1¼" thick top.

Specify edge type; add the two letter code after the model number.



Self Edge (SE)



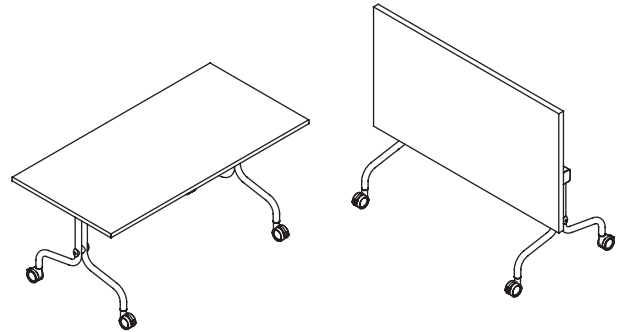
Taper Edge (TE)



Facet Edge (FE)



Flowform Edge (FF)
5% upcharge
laminates not available



1¼" Top

					FLUSH BASES		INSET BASES		
L"	X	W"	X	H"	Top Finish	Model No.	List Price	Model No.	List Price
60	24	29			Wood	82024/2	2,415	82036/2	2,415
60	24	29			P-Lam	82024/5	1,940	82036/5	1,940
66	24	29			Wood	82025/2	2,540	82037/2	2,540
66	24	29			P-Lam	82025/5	2,025	82037/5	2,025
72	24	29			Wood	82026/2	2,695	82038/2	2,695
72	24	29			P-Lam	82026/5	2,095	82038/5	2,095
78	24	29			Wood	82027/2	2,830	82039/2	2,830
78	24	29			P-Lam	82027/5	2,180	82039/5	2,180
84	24	29			Wood	82028/2	2,960	82040/2	2,960
84	24	29			P-Lam	82028/5	2,275	82040/5	2,275
90	24	29			Wood	82029/2	3,110	82041/2	3,110
90	24	29			P-Lam	82029/5	2,355	82041/5	2,355
60	30	29			Wood	82030/2	2,730	82042/2	2,730
60	30	29			P-Lam	82030/5	2,125	82042/5	2,125
66	30	29			Wood	82031/2	2,910	82043/2	2,910
66	30	29			P-Lam	82031/5	2,225	82043/5	2,225
72	30	29			Wood	82032/2	3,080	82044/2	3,080
72	30	29			P-Lam	82032/5	2,310	82044/5	2,310
78	30	29			Wood	82033/2	3,240	82045/2	3,240
78	30	29			P-Lam	82033/5	2,415	82045/5	2,415
84	30	29			Wood	82034/2	3,415	82046/2	3,415
84	30	29			P-Lam	82034/5	2,515	82046/5	2,515
90	30	29			Wood	82035/2	3,570	82047/2	3,570
90	30	29			P-Lam	82035/5	2,570	82047/5	2,570

PIVOT™ FLIPTOP TABLES

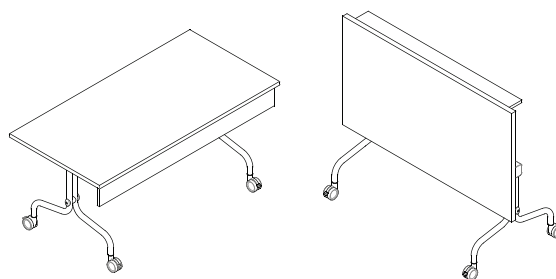
RECTANGLE WITH MODESTY PANEL Design - Nienkämper

Tables shown on this page are standard with tubular steel legs, locking casters, 5¼" tall fixed modesty panel in matching finish and 1" thick top.

Wood tables have 1/8" solid wood self edge.

P-Lam tables have 1/8" translucent edge.

Self Edge "SE"



1" TOP

L"	X	W"	X	H"	Top Finish	FLUSH BASES		INSET BASES	
						Model No.	List Price	Model No.	List Price
60	24	28.5	Wood	82048/2	2,835	82060/2	2,835		
60	24	28.5	P-Lam	82048/5	2,250	82060/5	2,250		
66	24	28.5	Wood	82049/2	3,010	82061/2	3,010		
66	24	28.5	P-Lam	82049/5	2,365	82061/5	2,365		
72	24	28.5	Wood	82050/2	3,185	82062/2	3,185		
72	24	28.5	P-Lam	82050/5	2,490	82062/5	2,490		
78	24	28.5	Wood	82051/2	3,360	82063/2	3,360		
78	24	28.5	P-Lam	82051/5	2,605	82063/5	2,605		
84	24	28.5	Wood	82052/2	3,545	82064/2	3,545		
84	24	28.5	P-Lam	82052/5	2,715	82064/5	2,715		
90	24	28.5	Wood	82053/2	3,730	82065/2	3,730		
90	24	28.5	P-Lam	82053/5	2,835	82065/5	2,835		
60	30	28.5	Wood	82054/2	3,160	82066/2	3,160		
60	30	28.5	P-Lam	82054/5	2,430	82066/5	2,430		
66	30	28.5	Wood	82055/2	3,355	82067/2	3,355		
66	30	28.5	P-Lam	82055/5	2,570	82067/5	2,570		
72	30	28.5	Wood	82056/2	3,565	82068/2	3,565		
72	30	28.5	P-Lam	82056/5	2,695	82068/5	2,695		
78	30	28.5	Wood	82057/2	3,770	82069/2	3,770		
78	30	28.5	P-Lam	82057/5	2,835	82069/5	2,835		
84	30	28.5	Wood	82058/2	3,990	82070/2	3,990		
84	30	28.5	P-Lam	82058/5	2,975	82070/5	2,975		
90	30	28.5	Wood	82059/2	4,210	82071/2	4,210		
90	30	28.5	P-Lam	82059/5	3,045	82071/5	3,045		

PIVOT™ FLIPTOP TABLES

RECTANGLE WITH MODESTY PANEL Design - Nienkämper



Tables shown on this page are standard with tubular steel legs, locking casters, 5¼" tall fixed modesty panel in matching finish and 1¼" thick top.

Specify edge type; add the two letter code after the model number.



Self Edge (SE)



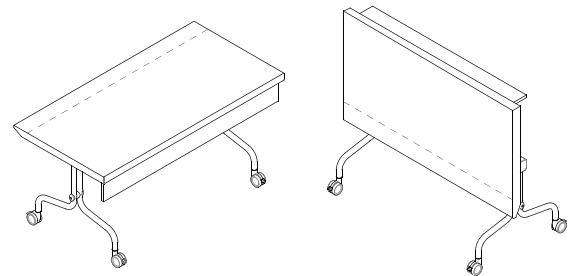
Taper Edge (TE)



Facet Edge (FE)



Flowform Edge (FF)
5% upcharge
laminates not available



1¼" TOP

		FLUSH BASES				INSET BASES			
L"	X	W"	X	H"	Top Finish	Model No.	List Price	Model No.	List Price
60	24	29	Wood	82072/2	2,835	82084/2	2,835		
60	24	29	P-Lam	82072/5	2,250	82084/5	2,250		
66	24	29	Wood	82073/2	3,010	82085/2	3,010		
66	24	29	P-Lam	82073/5	2,365	82085/5	2,365		
72	24	29	Wood	82074/2	3,185	82086/2	3,185		
72	24	29	P-Lam	82074/5	2,490	82086/5	2,490		
78	24	29	Wood	82075/2	3,360	82087/2	3,360		
78	24	29	P-Lam	82075/5	2,605	82087/5	2,605		
84	24	29	Wood	82076/2	3,545	82088/2	3,545		
84	24	29	P-Lam	82076/5	2,715	82088/5	2,715		
90	24	29	Wood	82077/2	3,730	82089/2	3,730		
90	24	29	P-Lam	82077/5	2,835	82089/5	2,835		
60	30	29	Wood	82078/2	3,160	82090/2	3,160		
60	30	29	P-Lam	82078/5	2,430	82090/5	2,430		
66	30	29	Wood	82079/2	3,355	82091/2	3,355		
66	30	29	P-Lam	82079/5	2,570	82091/5	2,570		
72	30	29	Wood	82080/2	3,565	82092/2	3,565		
72	30	29	P-Lam	82080/5	2,695	82092/5	2,695		
78	30	29	Wood	82081/2	3,770	82093/2	3,770		
78	30	29	P-Lam	82081/5	2,835	82093/5	2,835		
84	30	29	Wood	82082/2	3,990	82094/2	3,990		
84	30	29	P-Lam	82082/5	2,975	82094/5	2,975		
90	30	29	Wood	82083/2	4,210	82095/2	4,210		
90	30	29	P-Lam	82083/5	3,045	82095/5	3,045		

PLEXUS CONFERENCE TABLES

MODESTY PANEL DETAILS Design - Busk + Hertzog



Model Number	W"	D"	H"	Top Finish	List Price
--------------	----	----	----	------------	------------

Model Number	W"	D"	H"	Top Finish	List Price
--------------	----	----	----	------------	------------

PLEXUS - RECTANGLE SHAPE

2 Bases

85301/2	72	36	29	Veneer	6,430
85301/5	72	36	29	P-Lam	5,600
85302/2	84	36	29	Veneer	7,070
85302/5	84	36	29	P-Lam	5,945
85303/2	84	42	29	Veneer	7,405
85303/5	84	42	29	P-Lam	6,245
85304/2	84	48	29	Veneer	7,600
85304/5	84	48	29	P-Lam	6,415
85306/2	96	36	29	Veneer	7,510
85306/5	96	36	29	P-Lam	6,390
85307/2	96	42	29	Veneer	7,770
85307/5	96	42	29	P-Lam	6,575
85308/2	96	48	29	Veneer	8,065
85308/5	96	48	29	P-Lam	6,775
85347/2	108	42	29	Veneer	8,420
85347/5	108	42	29	P-Lam	6,920
85309/2	108	48	29	Veneer	8,895
85309/5	108	48	29	P-Lam	7,320
85348/2	120	42	29	Veneer	8,950
85348/5	120	42	29	P-Lam	7,425
85310/2	120	48	29	Veneer	9,520
85310/5	120	48	29	P-Lam	7,710
85311/2	120	54	29	Veneer	10,055
85311/5	120	54	29	P-Lam	8,015
85312/2	120	60	29	Veneer	10,435
85312/5	120	60	29	P-Lam	8,150
85313/2	120	66	29	Veneer	10,830
85313/5	120	66	29	P-Lam	8,290
85314/2	132	48	29	Veneer	10,065
85314/5	132	48	29	P-Lam	8,125
85315/2	132	54	29	Veneer	10,690
85315/5	132	54	29	P-Lam	8,290
85349/2	132	60	29	Veneer	10,980
85349/5	132	60	29	P-Lam	8,490
85350/2	132	66	29	Veneer	11,315
85350/5	132	66	29	P-Lam	8,540
85316/2	144	48	29	Veneer	10,695
85316/5	144	48	29	P-Lam	8,580
85317/2	144	54	29	Veneer	11,380
85317/5	144	54	29	P-Lam	8,865
85318/2	144	60	29	Veneer	11,890
85318/5	144	60	29	P-Lam	9,195
85319/2	144	66	29	Veneer	12,410
85319/5	144	66	29	P-Lam	9,530
85320/2	156	48	29	Veneer	11,230
85320/5	156	48	29	P-Lam	9,015
85321/2	156	54	29	Veneer	11,995
85321/5	156	54	29	P-Lam	9,355
85322/2	156	60	29	Veneer	12,610
85322/5	156	60	29	P-Lam	9,725
85323/2	156	66	29	Veneer	13,220
85323/5	156	66	29	P-Lam	10,110
85324/2	168	48	29	Veneer	11,670
85324/5	168	48	29	P-Lam	9,280
85325/2	168	54	29	Veneer	12,380
85325/5	168	54	29	P-Lam	9,650
85326/2	168	60	29	Veneer	13,180
85326/5	168	60	29	P-Lam	10,025
85327/2	168	66	29	Veneer	13,965
85327/5	168	66	29	P-Lam	10,395

PLEXUS - RECTANGLE SHAPE

3 Bases

85328/2	180	48	29	Veneer	14,155
85328/5	180	48	29	P-Lam	11,615
85329/2	180	54	29	Veneer	14,900
85329/5	180	54	29	P-Lam	11,990
85330/2	180	60	29	Veneer	15,660
85330/5	180	60	29	P-Lam	12,410
85331/2	180	66	29	Veneer	16,405
85331/5	180	66	29	P-Lam	12,805

PLEXUS - RECTANGLE SHAPE

4 Bases

85332/2	192	54	29	Veneer	17,485
85332/5	192	54	29	P-Lam	14,220
85333/2	192	60	29	Veneer	18,280
85333/5	192	60	29	P-Lam	14,650
85334/2	192	66	29	Veneer	19,015
85334/5	192	66	29	P-Lam	15,080
85335/2	204	54	29	Veneer	18,045
85335/5	204	54	29	P-Lam	14,745
85336/2	204	60	29	Veneer	18,870
85336/5	204	60	29	P-Lam	15,170
85337/2	204	66	29	Veneer	19,705
85337/5	204	66	29	P-Lam	15,600
85338/2	216	54	29	Veneer	18,660
85338/5	216	54	29	P-Lam	15,300
85339/2	216	60	29	Veneer	19,505
85339/5	216	60	29	P-Lam	15,745
85340/2	216	66	29	Veneer	20,345
85340/5	216	66	29	P-Lam	16,200
85341/2	228	54	29	Veneer	19,270
85341/5	228	54	29	P-Lam	15,720
85342/2	228	60	29	Veneer	20,310
85342/5	228	60	29	P-Lam	16,225
85343/2	228	66	29	Veneer	21,340
85343/5	228	66	29	P-Lam	16,715
85344/2	240	54	29	Veneer	19,845
85344/5	240	54	29	P-Lam	16,160
85345/2	240	60	29	Veneer	20,920
85345/5	240	60	29	P-Lam	16,650
85346/2	240	66	29	Veneer	22,000
85346/5	240	66	29	P-Lam	17,150

PLEXUS CONFERENCE TABLES

MODESTY PANEL DETAILS Design - Busk + Hertzog



Model Number	W"	D"	H"	Top Finish	List Price
--------------	----	----	----	------------	------------

Model Number	W"	D"	H"	Top Finish	List Price
--------------	----	----	----	------------	------------

PLEXUS - RECTANGLE SHAPE WITH SOFT CORNERS

2 Bases

85351/2	72	36	29	Veneer	6,555
85351/5	72	36	29	P-Lam	5,710
85352/2	84	36	29	Veneer	7,215
85352/5	84	36	29	P-Lam	6,065
85353/2	84	42	29	Veneer	7,550
85353/5	84	42	29	P-Lam	6,370
85354/2	84	48	29	Veneer	7,750
85354/5	84	48	29	P-Lam	6,540
85356/2	96	36	29	Veneer	7,665
85356/5	96	36	29	P-Lam	6,525
85357/2	96	42	29	Veneer	7,925
85357/5	96	42	29	P-Lam	6,705
85358/2	96	48	29	Veneer	8,235
85358/5	96	48	29	P-Lam	6,905
85397/2	108	42	29	Veneer	8,590
85397/5	108	42	29	P-Lam	7,070
85359/2	108	48	29	Veneer	9,080
85359/5	108	48	29	P-Lam	7,470
85398/2	120	42	29	Veneer	9,120
85398/5	120	42	29	P-Lam	7,575
85360/2	120	48	29	Veneer	9,705
85360/5	120	48	29	P-Lam	7,865
85361/2	120	54	29	Veneer	10,255
85361/5	120	54	29	P-Lam	8,175
85362/2	120	60	29	Veneer	10,640
85362/5	120	60	29	P-Lam	8,320
85363/2	120	66	29	Veneer	11,050
85363/5	120	66	29	P-Lam	8,455
85364/2	132	48	29	Veneer	10,270
85364/5	132	48	29	P-Lam	8,290
85365/2	132	54	29	Veneer	10,905
85365/5	132	54	29	P-Lam	8,455
85399/2	132	60	29	Veneer	11,200
85399/5	132	60	29	P-Lam	8,665
85400/2	132	66	29	Veneer	11,545
85400/5	132	66	29	P-Lam	8,710
85366/2	144	48	29	Veneer	10,910
85366/5	144	48	29	P-Lam	8,750
85367/2	144	54	29	Veneer	11,610
85367/5	144	54	29	P-Lam	9,045
85368/2	144	60	29	Veneer	12,125
85368/5	144	60	29	P-Lam	9,375
85369/2	144	66	29	Veneer	12,655
85369/5	144	66	29	P-Lam	9,720
85370/2	156	48	29	Veneer	11,460
85370/5	156	48	29	P-Lam	9,205
85371/2	156	54	29	Veneer	12,235
85371/5	156	54	29	P-Lam	9,540
85372/2	156	60	29	Veneer	12,865
85372/5	156	60	29	P-Lam	9,920
85373/2	156	66	29	Veneer	13,490
85373/5	156	66	29	P-Lam	10,310
85374/2	168	48	29	Veneer	11,905
85374/5	168	48	29	P-Lam	9,465
85375/2	168	54	29	Veneer	12,635
85375/5	168	54	29	P-Lam	9,845
85376/2	168	60	29	Veneer	13,450
85376/5	168	60	29	P-Lam	10,230
85377/2	168	66	29	Veneer	14,245
85377/5	168	66	29	P-Lam	10,605

PLEXUS - RECTANGLE SHAPE WITH SOFT CORNERS

3 Bases

85378/2	180	48	29	Veneer	14,435
85378/5	180	48	29	P-Lam	11,845
85379/2	180	54	29	Veneer	15,200
85379/5	180	54	29	P-Lam	12,230
85380/2	180	60	29	Veneer	15,975
85380/5	180	60	29	P-Lam	12,655
85381/2	180	66	29	Veneer	16,735
85381/5	180	66	29	P-Lam	13,060

PLEXUS - RECTANGLE SHAPE WITH SOFT CORNERS

4 Bases

85382/2	192	54	29	Veneer	17,840
85382/5	192	54	29	P-Lam	14,510
85383/2	192	60	29	Veneer	18,655
85383/5	192	60	29	P-Lam	14,955
85384/2	192	66	29	Veneer	19,390
85384/5	192	66	29	P-Lam	15,385
85385/2	204	54	29	Veneer	18,410
85385/5	204	54	29	P-Lam	15,040
85386/2	204	60	29	Veneer	19,255
85386/5	204	60	29	P-Lam	15,475
85387/2	204	66	29	Veneer	20,105
85387/5	204	66	29	P-Lam	15,920
85388/2	216	54	29	Veneer	19,035
85388/5	216	54	29	P-Lam	15,610
85389/2	216	60	29	Veneer	19,900
85389/5	216	60	29	P-Lam	16,060
85390/2	216	66	29	Veneer	20,760
85390/5	216	66	29	P-Lam	16,530
85391/2	228	54	29	Veneer	19,660
85391/5	228	54	29	P-Lam	16,035
85392/2	228	60	29	Veneer	20,715
85392/5	228	60	29	P-Lam	16,550
85393/2	228	66	29	Veneer	21,765
85393/5	228	66	29	P-Lam	17,050
85394/2	240	54	29	Veneer	20,245
85394/5	240	54	29	P-Lam	16,485
85395/2	240	60	29	Veneer	21,345
85395/5	240	60	29	P-Lam	16,990
85396/2	240	66	29	Veneer	22,440
85396/5	240	66	29	P-Lam	17,485

Model # 85377/2



PLEXUS CONFERENCE TABLES

MODESTY PANEL DETAILS Design - Busk + Hertzog



Model Number	W"	D"	H"	Top Finish	List Price
PLEXUS - BOAT SHAPE					
2 Bases					
85401/2	72	36	29	Veneer	6,655
85401/5	72	36	29	P-Lam	5,795
85402/2	84	36	29	Veneer	7,320
85402/5	84	36	29	P-Lam	6,155
85403/2	84	42	29	Veneer	7,665
85403/5	84	42	29	P-Lam	6,465
85404/2	84	48	29	Veneer	7,865
85404/5	84	48	29	P-Lam	6,640
85406/2	96	36	29	Veneer	7,785
85406/5	96	36	29	P-Lam	6,615
85407/2	96	42	29	Veneer	8,040
85407/5	96	42	29	P-Lam	6,805
85408/2	96	48	29	Veneer	8,350
85408/5	96	48	29	P-Lam	7,010
85447/2	108	42	29	Veneer	8,710
85447/5	108	42	29	P-Lam	7,170
85409/2	108	48	29	Veneer	9,215
85409/5	108	48	29	P-Lam	7,580
85448/2	120	42	29	Veneer	9,260
85448/5	120	42	29	P-Lam	7,685
85410/2	120	48	29	Veneer	9,855
85410/5	120	48	29	P-Lam	7,990
85411/2	120	54	29	Veneer	10,410
85411/5	120	54	29	P-Lam	8,290
85412/2	120	60	29	Veneer	10,800
85412/5	120	60	29	P-Lam	8,440
85413/2	120	66	29	Veneer	11,205
85413/5	120	66	29	P-Lam	8,585
85414/2	132	48	29	Veneer	10,425
85414/5	132	48	29	P-Lam	8,415
85415/2	132	54	29	Veneer	11,070
85415/5	132	54	29	P-Lam	8,585
85449/2	132	60	29	Veneer	11,375
85449/5	132	60	29	P-Lam	8,790
85450/2	132	66	29	Veneer	11,720
85450/5	132	66	29	P-Lam	8,850
85416/2	144	48	29	Veneer	11,075
85416/5	144	48	29	P-Lam	8,880
85417/2	144	54	29	Veneer	11,775
85417/5	144	54	29	P-Lam	9,180
85418/2	144	60	29	Veneer	12,310
85418/5	144	60	29	P-Lam	9,515
85419/2	144	66	29	Veneer	12,840
85419/5	144	66	29	P-Lam	9,865
85420/2	156	48	29	Veneer	11,630
85420/5	156	48	29	P-Lam	9,330
85421/2	156	54	29	Veneer	12,420
85421/5	156	54	29	P-Lam	9,680
85422/2	156	60	29	Veneer	13,050
85422/5	156	60	29	P-Lam	10,070
85423/2	156	66	29	Veneer	13,690
85423/5	156	66	29	P-Lam	10,465
85424/2	168	48	29	Veneer	12,085
85424/5	168	48	29	P-Lam	9,605
85425/2	168	54	29	Veneer	12,820
85425/5	168	54	29	P-Lam	9,995
85426/2	168	60	29	Veneer	13,640
85426/5	168	60	29	P-Lam	10,380
85427/2	168	66	29	Veneer	14,455
85427/5	168	66	29	P-Lam	10,760

Model Number	W"	D"	H"	Top Finish	List Price
PLEXUS - BOAT SHAPE					
3 Bases					
85428/2	180	48	29	Veneer	14,650
85428/5	180	48	29	P-Lam	12,020
85429/2	180	54	29	Veneer	15,425
85429/5	180	54	29	P-Lam	12,415
85430/2	180	60	29	Veneer	16,205
85430/5	180	60	29	P-Lam	12,840
85431/2	180	66	29	Veneer	16,980
85431/5	180	66	29	P-Lam	13,260
PLEXUS - BOAT SHAPE					
4 Bases					
85432/2	192	54	29	Veneer	18,110
85432/5	192	54	29	P-Lam	14,730
85433/2	192	60	29	Veneer	18,930
85433/5	192	60	29	P-Lam	15,165
85434/2	192	66	29	Veneer	19,675
85434/5	192	66	29	P-Lam	15,610
85435/2	204	54	29	Veneer	18,680
85435/5	204	54	29	P-Lam	15,260
85436/2	204	60	29	Veneer	19,540
85436/5	204	60	29	P-Lam	15,705
85437/2	204	66	29	Veneer	20,395
85437/5	204	66	29	P-Lam	16,150
85438/2	216	54	29	Veneer	19,315
85438/5	216	54	29	P-Lam	15,835
85439/2	216	60	29	Veneer	20,195
85439/5	216	60	29	P-Lam	16,300
85440/2	216	66	29	Veneer	21,055
85440/5	216	66	29	P-Lam	16,775
85441/2	228	54	29	Veneer	19,950
85441/5	228	54	29	P-Lam	16,270
85442/2	228	60	29	Veneer	21,020
85442/5	228	60	29	P-Lam	16,790
85443/2	228	66	29	Veneer	22,090
85443/5	228	66	29	P-Lam	17,295
85444/2	240	54	29	Veneer	20,550
85444/5	240	54	29	P-Lam	16,730
85445/2	240	60	29	Veneer	21,650
85445/5	240	60	29	P-Lam	17,240
85446/2	240	66	29	Veneer	22,775
85446/5	240	66	29	P-Lam	17,745

PLEXUS CONFERENCE TABLES

MODESTY PANEL DETAILS Design - Busk + Hertzog



Model Number	W"	D"	H"	Top Finish	List Price
PLEXUS - RACETRACK SHAPE					
2 Bases					
85501/2	72	36	29	Veneer	6,750
85501/5	72	36	29	P-Lam	5,875
85502/2	84	36	29	Veneer	7,430
85502/5	84	36	29	P-Lam	6,245
85503/2	84	42	29	Veneer	7,780
85503/5	84	42	29	P-Lam	6,560
85504/2	84	48	29	Veneer	7,980
85504/5	84	48	29	P-Lam	6,730
85506/2	96	36	29	Veneer	7,890
85506/5	96	36	29	P-Lam	6,705
85507/2	96	42	29	Veneer	8,160
85507/5	96	42	29	P-Lam	6,905
85508/2	96	48	29	Veneer	8,470
85508/5	96	48	29	P-Lam	7,110
85547/2	108	42	29	Veneer	8,845
85547/5	108	42	29	P-Lam	7,270
85509/2	108	48	29	Veneer	9,340
85509/5	108	48	29	P-Lam	7,690
85548/2	120	42	29	Veneer	9,400
85548/5	120	42	29	P-Lam	7,800
85510/2	120	48	29	Veneer	10,000
85510/5	120	48	29	P-Lam	8,100
85511/2	120	54	29	Veneer	10,565
85511/5	120	54	29	P-Lam	8,420
85512/2	120	60	29	Veneer	10,960
85512/5	120	60	29	P-Lam	8,565
85513/2	120	66	29	Veneer	11,375
85513/5	120	66	29	P-Lam	8,705
85514/2	132	48	29	Veneer	10,575
85514/5	132	48	29	P-Lam	8,535
85515/2	132	54	29	Veneer	11,225
85515/5	132	54	29	P-Lam	8,705
85549/2	132	60	29	Veneer	11,525
85549/5	132	60	29	P-Lam	8,915
85550/2	132	66	29	Veneer	11,885
85550/5	132	66	29	P-Lam	8,975
85516/2	144	48	29	Veneer	11,230
85516/5	144	48	29	P-Lam	9,005
85517/2	144	54	29	Veneer	11,950
85517/5	144	54	29	P-Lam	9,310
85518/2	144	60	29	Veneer	12,485
85518/5	144	60	29	P-Lam	9,650
85519/2	144	66	29	Veneer	13,030
85519/5	144	66	29	P-Lam	10,010
85520/2	156	48	29	Veneer	11,800
85520/5	156	48	29	P-Lam	9,470
85521/2	156	54	29	Veneer	12,595
85521/5	156	54	29	P-Lam	9,825
85522/2	156	60	29	Veneer	13,245
85522/5	156	60	29	P-Lam	10,220
85523/2	156	66	29	Veneer	13,880
85523/5	156	66	29	P-Lam	10,620
85524/2	168	48	29	Veneer	12,255
85524/5	168	48	29	P-Lam	9,740
85525/2	168	54	29	Veneer	13,000
85525/5	168	54	29	P-Lam	10,130
85526/2	168	60	29	Veneer	13,840
85526/5	168	60	29	P-Lam	10,525
85527/2	168	66	29	Veneer	14,665
85527/5	168	66	29	P-Lam	10,915

Model Number	W"	D"	H"	Top Finish	List Price
PLEXUS - RACETRACK SHAPE					
3 Bases					
85528/2	180	48	29	Veneer	14,860
85528/5	180	48	29	P-Lam	12,200
85529/2	180	54	29	Veneer	15,645
85529/5	180	54	29	P-Lam	12,590
85530/2	180	60	29	Veneer	16,445
85530/5	180	60	29	P-Lam	13,030
85531/2	180	66	29	Veneer	17,230
85531/5	180	66	29	P-Lam	13,450

PLEXUS - RACETRACK SHAPE					
4 Bases					
85532/2	192	54	29	Veneer	18,365
85532/5	192	54	29	P-Lam	14,940
85533/2	192	60	29	Veneer	19,200
85533/5	192	60	29	P-Lam	15,385
85534/2	192	66	29	Veneer	19,970
85534/5	192	66	29	P-Lam	15,835
85535/2	204	54	29	Veneer	18,955
85535/5	204	54	29	P-Lam	15,480
85536/2	204	60	29	Veneer	19,820
85536/5	204	60	29	P-Lam	15,935
85537/2	204	66	29	Veneer	20,695
85537/5	204	66	29	P-Lam	16,380
85538/2	216	54	29	Veneer	19,595
85538/5	216	54	29	P-Lam	16,065
85539/2	216	60	29	Veneer	20,485
85539/5	216	60	29	P-Lam	16,535
85540/2	216	66	29	Veneer	21,365
85540/5	216	66	29	P-Lam	17,010
85541/2	228	54	29	Veneer	20,235
85541/5	228	54	29	P-Lam	16,510
85542/2	228	60	29	Veneer	21,330
85542/5	228	60	29	P-Lam	17,035
85543/2	228	66	29	Veneer	22,405
85543/5	228	66	29	P-Lam	17,555
85544/2	240	54	29	Veneer	20,840
85544/5	240	54	29	P-Lam	16,970
85545/2	240	60	29	Veneer	21,970
85545/5	240	60	29	P-Lam	17,485
85546/2	240	66	29	Veneer	23,110
85546/5	240	66	29	P-Lam	18,005

PLEXUS CONFERENCE TABLES

MODESTY PANEL DETAILS Design - Busk + Hertzog



Model Number	W"	D"	H"	Top Finish	List Price	Model Number	W"	D"	H"	Top Finish	List Price
PLEXUS - SUPER ELLIPSE SHAPE						PLEXUS - SUPER ELLIPSE SHAPE					
2 Bases						3 Bases					
85453/2	84	42	29	Veneer	7,955	85478/2	180	48	29	Veneer	15,210
85453/5	84	42	29	P-Lam	6,710	85478/5	180	48	29	P-Lam	12,480
85454/2	84	48	29	Veneer	8,175	85479/2	180	54	29	Veneer	16,025
85454/5	84	48	29	P-Lam	6,890	85479/5	180	54	29	P-Lam	12,885
85457/2	96	42	29	Veneer	8,350	85480/2	180	60	29	Veneer	16,835
85457/5	96	42	29	P-Lam	7,070	85480/5	180	60	29	P-Lam	13,335
85458/2	96	48	29	Veneer	8,670	85481/2	180	66	29	Veneer	17,635
85458/5	96	48	29	P-Lam	7,280	85481/5	180	66	29	P-Lam	13,765
85497/2	108	42	29	Veneer	9,055	PLEXUS - SUPER ELLIPSE SHAPE					
85497/5	108	42	29	P-Lam	7,445	4 Bases					
85459/2	108	48	29	Veneer	9,570	85482/2	192	54	29	Veneer	18,805
85459/5	108	48	29	P-Lam	7,865	85482/5	192	54	29	P-Lam	15,285
85498/2	120	42	29	Veneer	9,625	85483/2	192	60	29	Veneer	19,655
85498/5	120	42	29	P-Lam	7,980	85483/5	192	60	29	P-Lam	16,760
85460/2	120	48	29	Veneer	10,235	85484/2	192	66	29	Veneer	20,440
85460/5	120	48	29	P-Lam	8,290	85484/5	192	66	29	P-Lam	16,210
85461/2	120	54	29	Veneer	10,815	85485/2	204	54	29	Veneer	19,400
85461/5	120	54	29	P-Lam	8,620	85485/5	204	54	29	P-Lam	15,845
85462/2	120	60	29	Veneer	11,215	85486/2	204	60	29	Veneer	20,300
85462/5	120	60	29	P-Lam	8,770	85486/5	204	60	29	P-Lam	16,310
85463/2	120	66	29	Veneer	11,640	85487/2	204	66	29	Veneer	21,180
85463/5	120	66	29	P-Lam	8,910	85487/5	204	66	29	P-Lam	16,775
85464/2	132	48	29	Veneer	10,830	85488/2	216	54	29	Veneer	20,055
85464/5	132	48	29	P-Lam	8,740	85488/5	216	54	29	P-Lam	16,455
85465/2	132	54	29	Veneer	11,500	85489/2	216	60	29	Veneer	20,975
85465/5	132	54	29	P-Lam	8,910	85489/5	216	60	29	P-Lam	16,935
85499/2	132	60	29	Veneer	11,800	85490/2	216	66	29	Veneer	21,875
85499/5	132	60	29	P-Lam	9,125	85490/5	216	66	29	P-Lam	17,415
85500/2	132	66	29	Veneer	12,175	85491/2	228	54	29	Veneer	20,720
85500/5	132	66	29	P-Lam	9,190	85491/5	228	54	29	P-Lam	16,895
85466/2	144	48	29	Veneer	11,505	85492/2	228	60	29	Veneer	21,825
85466/5	144	48	29	P-Lam	9,220	85492/5	228	60	29	P-Lam	17,440
85467/2	144	54	29	Veneer	12,225	85493/2	228	66	29	Veneer	22,945
85467/5	144	54	29	P-Lam	9,530	85493/5	228	66	29	P-Lam	17,970
85468/2	144	60	29	Veneer	12,785	85494/2	240	54	29	Veneer	21,345
85468/5	144	60	29	P-Lam	9,885	85494/5	240	54	29	P-Lam	17,380
85469/2	144	66	29	Veneer	13,335	85495/2	240	60	29	Veneer	22,495
85469/5	144	66	29	P-Lam	10,245	85495/5	240	60	29	P-Lam	17,910
85470/2	156	48	29	Veneer	12,085	85496/2	240	66	29	Veneer	23,655
85470/5	156	48	29	P-Lam	9,695	85496/5	240	66	29	P-Lam	18,435
85471/2	156	54	29	Veneer	12,890						
85471/5	156	54	29	P-Lam	10,055						
85472/2	156	60	29	Veneer	13,560						
85472/5	156	60	29	P-Lam	10,460						
85473/2	156	66	29	Veneer	14,215						
85473/5	156	66	29	P-Lam	10,870						
85474/2	168	48	29	Veneer	12,550						
85474/5	168	48	29	P-Lam	9,975						
85475/2	168	54	29	Veneer	13,305						
85475/5	168	54	29	P-Lam	10,380						
85476/2	168	60	29	Veneer	14,170						
85476/5	168	60	29	P-Lam	10,780						
85477/2	168	66	29	Veneer	15,015						
85477/5	168	66	29	P-Lam	11,180						

ROWAN CONFERENCE

ROWAN COLLECTION

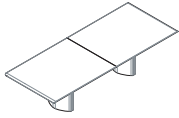
Design - Yabu Pushelberg

TOP SHAPE

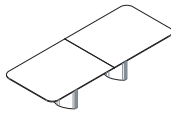
All tops are 11/4" thick



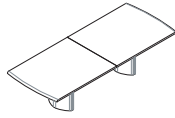
Rectangle



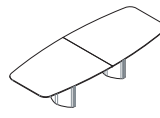
Soft Rectangle



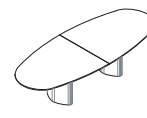
Filletted Rectangle



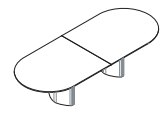
Soft Boat



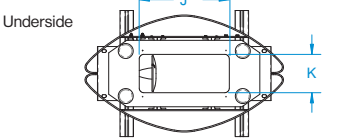
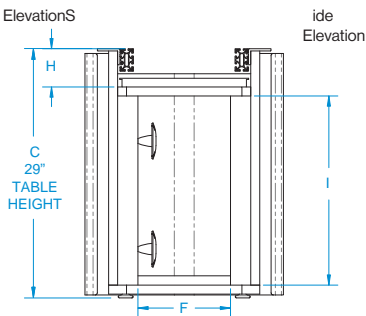
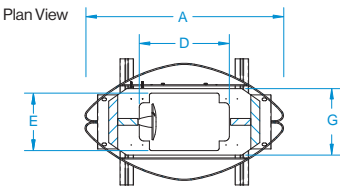
Super Ellipse



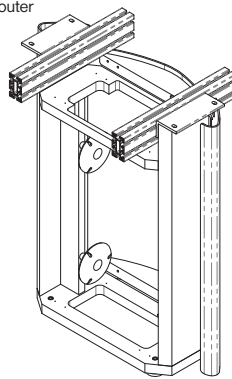
Race Track



BASE DETAILS



Isometric
Base shown with outer
cover removed



Large obstruction free
access within base

All bases are standard with 2
wire management wheels for
wrapping excess cables

3/8" MIN.

BASE

BASE		DIMENSIONS									
	AB	CD		EF		GH		IJ		K	
22"	22"	13"	27 5/8"	10"	6 3/8"	14 3/4"	7 3/8"	4 1/4"	10 1/4"	10"	10"
28"	28"	16 7/8"	27 5/8"	15 1/4"	8"	15 1/2"	9 3/4"	4 1/4"	10 1/4"	15 1/4"	10"
35"	35"	21"	27 5/8"	18 5/16"	8"	20"	12 1/8"	4 1/4"	10 1/4"	18 5/16"	10"

EDGE DETAILS

Specify edge type; add the two letter code after the model number.



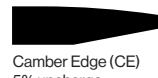
Facet Edge (FC)



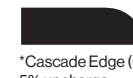
Taper Edge (TE)



Flowform Edge (FF)
5% upcharge
laminate not available




Camber Edge (CE)
5% upcharge



*Cascade Edge (CC)
5% upcharge
laminate not available

*Cascade Edge NOT
compatible with Soft
Rectangle, Soft Boat,
Super Ellipse, Race
Track shaped tables

Cascade Edge:
Edge convergence points cause
the creation of slight radius at
corners



FEATURES:

TOP FINISH- All standard veneers, stains and finishes. All standard plastic laminates and finger print resistant laminates. Stone or Interlayer glass top with subtop is available upon request. Please contact customer service at 1 800 668 9318 for details.

BASE FINISH- Cover panels are available in all standard Nienkämper veneers, stains, and finishes. Interior frame and panel surface painted satin black.

POWER OPTIONS- In surface units include Vox M, Double sided and Simple Forums. Various under surface Simple Forums also available.

CABLE MANAGEMENT: All cables are managed through the Rowan base to the floor. Large, removable access panels enable easy access to floor core power sources. All access cables can be wrapped within the base around wire wheels included with each base.

Model # 40007/5

120" x 48" Rectangle



Model # 40011/2

144" x 48" Rectangle



ROWAN CONFERENCE

RECTANGLE SHAPE Designer - Yabu Pushelberg



Specify edge type; add the two letter code after the model number.



Facet Edge (FC)



Taper Edge (TE)



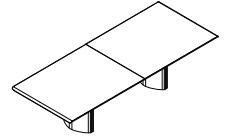
Flowform Edge (FF)
5% upcharge
laminite not available



Camber Edge (CE)
5% upcharge



Cascade Edge
5% upcharge



ROWAN CONFERENCE 2 Bases - Rectangle



*Veneer Wrapped
Aluminum Panels

ROWAN CONFERENCE 3 Bases - Rectangle



*Veneer Wrapped
Aluminum Panels

L" x D"	Top Finish	Top Sections	Model Number	2 Rowan Bases List Price
96 36	Wood	1	40001/2	8,320
96 36	P-Lam	1	40001/5	7,075
96 42	Wood	1	40002/2	9,700
96 42	P-Lam	1	40002/5	8,245
96 48	Wood	1	40003/2	11,085
96 48	P-Lam	1	40003/5	9,425
108 42	Wood	2	40004/2	10,910
108 42	P-Lam	2	40004/5	9,280
108 48	Wood	2	40005/2	12,470
108 48	P-Lam	2	40005/5	10,600
120 42	Wood	2	40006/2	12,120
120 42	P-Lam	2	40006/5	10,310
120 48	Wood	2	40007/2	13,850
120 48	P-Lam	2	40007/5	11,780
120 54	Wood	2	40008/2	15,585
120 54	P-Lam	2	40008/5	13,255
132 48	Wood	2	40009/2	15,245
132 48	P-Lam	2	40009/5	12,955
132 54	Wood	2	40010/2	17,145
132 54	P-Lam	2	40010/5	14,575
144 48	Wood	2	40011/2	16,625
144 48	P-Lam	2	40011/5	14,135
144 54	Wood	2	40012/2	18,705
144 54	P-Lam	2	40012/5	15,900
144 60	Wood	2	40013/2	20,775
144 60	P-Lam	2	40013/5	17,665

L" x D"	Top Finish	Top Sections	Model Number	3 Rowan Bases List Price
156 48	Wood	2	40014/2	18,010
156 48	P-Lam	2	40014/5	15,305
156 54	Wood	2	40015/2	20,255
156 54	P-Lam	2	40015/5	17,220
156 60	Wood	2	40016/2	22,510
156 60	P-Lam	2	40016/5	19,135
156 66	Wood	3	40017/2	24,760
156 66	P-Lam	3	40017/5	21,045
168 48	Wood	2	40018/2	19,390
168 48	P-Lam	2	40018/5	16,485
168 54	Wood	2	40019/2	21,815
168 54	P-Lam	2	40019/5	18,545
168 60	Wood	2	40020/2	24,235
168 60	P-Lam	2	40020/5	20,605
168 66	Wood	3	40021/2	26,660
168 66	P-Lam	3	40021/5	22,665
180 48	Wood	3	40022/2	20,775
180 48	P-Lam	3	40022/5	17,665
180 54	Wood	3	40023/2	23,370
180 54	P-Lam	3	40023/5	19,875
180 60	Wood	3	40024/2	25,970
180 60	P-Lam	3	40024/5	22,080
180 66	Wood	3	40025/2	28,570
180 66	P-Lam	3	40025/5	24,285
180 72	Wood	3	40026/2	31,160
180 72	P-Lam	3	40026/5	26,495

Model # 40007/5

120" x 48" Rectangle



ROWAN CONFERENCE

RECTANGLE SHAPE Designer - Yabu Pushelberg



Specify edge type; add the two letter code after the model number.



Facet Edge (FC)



Taper Edge (TE)



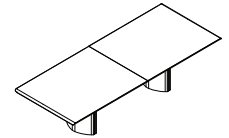
Flowform Edge (FF)
5% upcharge
laminates not available



Camber Edge (CE)
5% upcharge



Cascade Edge
5% upcharge

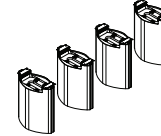


ROWAN CONFERENCE 3 Bases - Rectangle



*Veneer Wrapped
Aluminum Panels

ROWAN CONFERENCE 4 Bases - Rectangle Shape



*Veneer Wrapped
Aluminum Panels

L" x D"	Top Finish	Top Sections	Model Number	3 Rowan Bases List Price
192 54	Wood	4	40027/2	24,935
192 54	P-Lam	4	40027/5	21,195
192 60	Wood	4	40028/2	27,700
192 60	P-Lam	4	40028/5	23,550
192 66	Wood	4	40029/2	30,475
192 66	P-Lam	4	40029/5	25,900
192 72	Wood	4	40030/2	33,240
192 72	P-Lam	4	40030/5	28,260
204 54	Wood	4	40031/2	26,495
204 54	P-Lam	4	40031/5	22,520
204 60	Wood	4	40032/2	29,430
204 60	P-Lam	4	40032/5	25,020
204 66	Wood	4	40033/2	32,375
204 66	P-Lam	4	40033/5	27,525
204 72	Wood	4	40034/2	35,320
204 72	P-Lam	4	40034/5	30,020
204 78	Wood	4	40035/2	38,260
204 78	P-Lam	4	40035/5	32,520
216 54	Wood	4	40036/2	28,050
216 54	P-Lam	4	40036/5	23,845
216 60	Wood	4	40037/2	31,160
216 60	P-Lam	4	40037/5	26,495
216 66	Wood	4	40038/2	34,280
216 66	P-Lam	4	40038/5	29,140
216 72	Wood	4	40039/2	37,400
216 72	P-Lam	4	40039/5	31,790
216 78	Wood	4	40040/2	40,510
216 78	P-Lam	4	40040/5	34,435

L" x D"	Top Finish	Top Sections	Model Number	4 Rowan Bases List Price
228 54	Wood	4	40041/2	29,605
228 54	P-Lam	4	40041/5	25,165
228 60	Wood	4	40042/2	32,895
228 60	P-Lam	4	40042/5	27,965
228 66	Wood	4	40043/2	36,185
228 66	P-Lam	4	40043/5	30,755
228 72	Wood	4	40044/2	39,470
228 72	P-Lam	4	40044/5	33,555
228 78	Wood	4	40045/2	42,760
228 78	P-Lam	4	40045/5	36,350
228 84	Wood	4	40046/2	46,050
228 84	P-Lam	4	40046/5	39,140
240 54	Wood	4	40047/2	31,160
240 54	P-Lam	4	40047/5	26,495
240 60	Wood	4	40048/2	34,620
240 60	P-Lam	4	40048/5	29,430
240 66	Wood	4	40049/2	38,085
240 66	P-Lam	4	40049/5	32,375
240 72	Wood	4	40050/2	41,545
240 72	P-Lam	4	40050/5	35,320
240 78	Wood	4	40051/2	45,010
240 78	P-Lam	4	40051/5	38,260
240 84	Wood	4	40052/2	48,470
240 84	P-Lam	4	40052/5	41,205

Model # 40011/2

144" x 48" Rectangle



ROWAN CONFERENCE

SOFT RECTANGLE SHAPE Designer - Yabu Pushelberg



Specify edge type; add the two letter code after the model number.



Facet Edge (FC)



Taper Edge (TE)



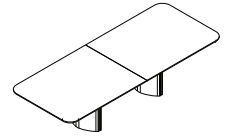
Flowform Edge (FF)
5% upcharge
laminates not available



Camber Edge (CE)
5% upcharge



Cascade Edge
5% upcharge



ROWAN CONFERENCE 2 Bases - Soft Rectangle



*Veneer Wrapped
Aluminum Panels

ROWAN CONFERENCE 3 Bases - Soft Rectangle



*Veneer Wrapped
Aluminum Panels

L" x D"	Top Finish	Top Sections	Model Number	2 Rowan Bases List Price
96 36	Wood	1	40053/2	8,530
96 36	P-Lam	1	40053/5	7,255
96 42	Wood	1	40054/2	9,945
96 42	P-Lam	1	40054/5	8,455
96 48	Wood	1	40055/2	11,370
96 48	P-Lam	1	40055/5	9,660
108 42	Wood	2	40056/2	11,190
108 42	P-Lam	2	40056/5	9,515
108 48	Wood	2	40057/2	12,780
108 48	P-Lam	2	40057/5	10,870
120 42	Wood	2	40058/2	12,425
120 42	P-Lam	2	40058/5	10,565
120 48	Wood	2	40059/2	14,200
120 48	P-Lam	2	40059/5	12,075
120 54	Wood	2	40060/2	15,975
120 54	P-Lam	2	40060/5	13,590
132 48	Wood	2	40061/2	15,625
132 48	P-Lam	2	40061/5	13,280
132 54	Wood	2	40062/2	17,575
132 54	P-Lam	2	40062/5	14,945
144 48	Wood	2	40063/2	17,045
144 48	P-Lam	2	40063/5	14,490
144 54	Wood	2	40064/2	19,170
144 54	P-Lam	2	40064/5	16,300
144 60	Wood	2	40065/2	21,300
144 60	P-Lam	2	40065/5	18,110

L" x D"	Top Finish	Top Sections	Model Number	3 Rowan Bases List Price
156 48	Wood	2	40066/2	18,460
156 48	P-Lam	2	40066/5	15,695
156 54	Wood	2	40067/2	20,765
156 54	P-Lam	2	40067/5	17,660
156 60	Wood	2	40068/2	23,075
156 60	P-Lam	2	40068/5	19,610
156 66	Wood	3	40069/2	25,385
156 66	P-Lam	3	40069/5	21,575
168 48	Wood	2	40070/2	19,880
168 48	P-Lam	2	40070/5	16,900
168 54	Wood	2	40071/2	22,360
168 54	P-Lam	2	40071/5	19,015
168 60	Wood	2	40072/2	24,845
168 60	P-Lam	2	40072/5	21,125
168 66	Wood	3	40073/2	27,330
168 66	P-Lam	3	40073/5	23,235
180 48	Wood	3	40074/2	21,300
180 48	P-Lam	3	40074/5	18,110
180 54	Wood	3	40075/2	23,960
180 54	P-Lam	3	40075/5	20,370
180 60	Wood	3	40076/2	26,620
180 60	P-Lam	3	40076/5	22,635
180 66	Wood	3	40077/2	29,280
180 66	P-Lam	3	40077/5	24,895
180 72	Wood	3	40078/2	31,945
180 72	P-Lam	3	40078/5	27,160

Model # 40007/5

120" x 48" Rectangle



ROWAN CONFERENCE

SOFT RECTANGLE SHAPE Designer - Yabu Pushelberg



Specify edge type; add the two letter code after the model number.



Facet Edge (FC)



Taper Edge (TE)



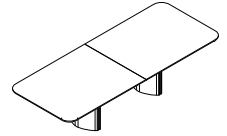
Flowform Edge (FF)
5% upcharge
laminates not available



Camber Edge (CE)
5% upcharge



Cascade Edge
5% upcharge




ROWAN CONFERENCE 3 Bases - Soft Rectangle



*Veneer Wrapped Aluminum Panels

ROWAN CONFERENCE 4 Bases - Soft Rectangle



*Veneer Wrapped Aluminum Panels

L" x D"	Top Finish	Top Sections	Model Number	3 Rowan Bases List Price
192 54	Wood	4	40079/2	25,560
192 54	P-Lam	4	40079/5	21,730
192 60	Wood	4	40080/2	28,395
192 60	P-Lam	4	40080/5	24,135
192 66	Wood	4	40081/2	31,240
192 66	P-Lam	4	40081/5	26,550
192 72	Wood	4	40082/2	34,070
192 72	P-Lam	4	40082/5	28,965
204 54	Wood	4	40083/2	27,160
204 54	P-Lam	4	40083/5	23,085
204 60	Wood	4	40084/2	30,170
204 60	P-Lam	4	40084/5	25,650
204 66	Wood	4	40085/2	33,180
204 66	P-Lam	4	40085/5	28,210
204 72	Wood	4	40086/2	36,205
204 72	P-Lam	4	40086/5	30,780
204 78	Wood	4	40087/2	39,220
204 78	P-Lam	4	40087/5	33,340
216 54	Wood	4	40088/2	28,750
216 54	P-Lam	4	40088/5	24,440
216 60	Wood	4	40089/2	31,945
216 60	P-Lam	4	40089/5	27,160
216 66	Wood	4	40090/2	35,140
216 66	P-Lam	4	40090/5	29,870
216 72	Wood	4	40091/5	38,335
216 72	P-Lam	4	40091/2	32,590
216 78	Wood	4	40092/5	41,525
216 78	P-Lam	4	40092/2	35,305

L" x D"	Top Finish	Top Sections	Model Number	4 Rowan Bases List Price
228 54	Wood	4	40093/2	30,355
228 54	P-Lam	4	40093/5	25,795
228 60	Wood	4	40094/2	33,720
228 60	P-Lam	4	40094/5	28,660
228 66	Wood	4	40095/2	37,095
228 66	P-Lam	4	40095/5	31,530
228 72	Wood	4	40096/2	40,460
228 72	P-Lam	4	40096/5	34,395
228 78	Wood	4	40097/5	43,830
228 78	P-Lam	4	40097/2	37,255
228 84	Wood	4	40098/5	47,205
228 84	P-Lam	4	40098/2	40,125
240 54	Wood	4	40099/5	31,945
240 54	P-Lam	4	40099/2	27,160
240 60	Wood	4	40100/5	35,485
240 60	P-Lam	4	40100/2	30,170
240 66	Wood	4	40101/2	39,040
240 66	P-Lam	4	40101/5	33,180
240 72	Wood	4	40102/2	42,590
240 72	P-Lam	4	40102/5	36,205
240 78	Wood	4	40103/2	46,140
240 78	P-Lam	4	40103/5	39,220
240 84	Wood	4	40104/2	49,685
240 84	P-Lam	4	40104/5	42,240

Model # 40011/2

144" x 48" Rectangle



ROWAN CONFERENCE

FILLETTED RECTANGLE SHAPE Designer - Yabu Pushelberg



Specify edge type; add the two letter code after the model number.



Facet Edge (FC)



Taper Edge (TE)



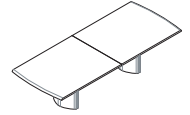
Flowform Edge (FF)
5% upcharge
laminite not available



Camber Edge (CE)
5% upcharge



Cascade Edge
5% upcharge



ROWAN CONFERENCE 2 Bases - Filleted Rectangle



*Veneer Wrapped Aluminum Panels

ROWAN CONFERENCE 3 Bases - Filleted Rectangle



*Veneer Wrapped Aluminum Panels

L" x D"	Top Finish	Top Sections	Model Number	2 Rowan Bases List Price
96 36	Wood	1	40105/2	8,785
96 36	P-Lam	1	40105/5	7,475
96 42	Wood	1	40106/2	10,245
96 42	P-Lam	1	40106/5	8,705
96 48	Wood	1	40107/2	11,710
96 48	P-Lam	1	40107/5	9,955
108 42	Wood	2	40108/2	11,525
108 42	P-Lam	2	40108/5	9,800
108 48	Wood	2	40109/2	13,170
108 48	P-Lam	2	40109/5	11,200
120 42	Wood	2	40110/2	12,800
120 42	P-Lam	2	40110/5	10,885
120 48	Wood	2	40111/2	14,630
120 48	P-Lam	2	40111/5	12,440
120 54	Wood	2	40112/2	16,455
120 54	P-Lam	2	40112/5	13,995
132 48	Wood	2	40113/2	16,100
132 48	P-Lam	2	40113/5	13,685
132 54	Wood	2	40114/2	18,105
132 54	P-Lam	2	40114/5	15,395
144 48	Wood	2	40115/2	17,560
144 48	P-Lam	2	40115/5	14,930
144 54	Wood	2	40116/2	19,755
144 54	P-Lam	2	40116/5	16,790
144 60	Wood	2	40117/2	21,935
144 60	P-Lam	2	40117/5	18,655

L" x D"	Top Finish	Top Sections	Model Number	3 Rowan Bases List Price
156 48	Wood	2	40118/2	19,020
156 48	P-Lam	2	40118/5	16,165
156 54	Wood	2	40119/2	21,385
156 54	P-Lam	2	40119/5	18,190
156 60	Wood	2	40120/2	23,770
156 60	P-Lam	2	40120/5	20,205
156 66	Wood	3	40121/2	26,155
156 66	P-Lam	3	40121/5	22,225
168 48	Wood	2	40122/2	20,475
168 48	P-Lam	2	40122/5	17,405
168 54	Wood	2	40123/2	23,035
168 54	P-Lam	2	40123/5	19,585
168 60	Wood	2	40124/2	25,595
168 60	P-Lam	2	40124/5	21,760
168 66	Wood	3	40125/2	28,155
168 66	P-Lam	3	40125/5	23,935
180 48	Wood	3	40126/2	21,935
180 48	P-Lam	3	40126/5	18,655
180 54	Wood	3	40127/2	24,675
180 54	P-Lam	3	40127/5	20,985
180 60	Wood	3	40128/2	27,420
180 60	P-Lam	3	40128/5	23,320
180 66	Wood	3	40129/2	30,165
180 66	P-Lam	3	40129/5	25,645
180 72	Wood	3	40130/2	32,905
180 72	P-Lam	3	40130/5	27,975

Model # 40007/5

120" x 48" Rectangle



ROWAN CONFERENCE

FILLETED RECTANGLE SHAPE Designer - Yabu Pushelberg



Specify edge type; add the two letter code after the model number.



Facet Edge (FC)



Taper Edge (TE)



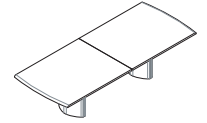
Flowform Edge (FF)
5% upcharge
laminite not available



Camber Edge (CE)
5% upcharge



Cascade Edge
5% upcharge

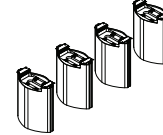


ROWAN CONFERENCE 3 Bases - Filleted Rectangle



*Veneer Wrapped
Aluminum Panels

ROWAN CONFERENCE 4 Bases - Filleted Rectangle



*Veneer Wrapped
Aluminum Panels

L" x D"	Top Finish	Top Sections	Model Number	3 Rowan Bases List Price
192 54	Wood	4	40131/2	26,330
192 54	P-Lam	4	40131/5	22,385
192 60	Wood	4	40132/2	29,250
192 60	P-Lam	4	40132/5	24,865
192 66	Wood	4	40133/2	32,175
192 66	P-Lam	4	40133/5	27,355
192 72	Wood	4	40134/2	35,100
192 72	P-Lam	4	40134/5	29,840
204 54	Wood	4	40135/2	27,975
204 54	P-Lam	4	40135/5	23,780
204 60	Wood	4	40136/2	31,075
204 60	P-Lam	4	40136/5	26,420
204 66	Wood	4	40137/2	34,180
204 66	P-Lam	4	40137/5	29,060
204 72	Wood	4	40138/2	37,300
204 72	P-Lam	4	40138/5	31,700
204 78	Wood	4	40139/2	40,400
204 78	P-Lam	4	40139/5	34,345
216 54	Wood	4	40140/2	29,620
216 54	P-Lam	4	40140/5	25,175
216 60	Wood	4	40141/2	32,905
216 60	P-Lam	4	40141/5	27,975
216 66	Wood	4	40142/2	36,200
216 66	P-Lam	4	40142/5	30,775
216 72	Wood	4	40143/2	39,490
216 72	P-Lam	4	40143/5	33,570
216 78	Wood	4	40144/2	42,770
216 78	P-Lam	4	40144/5	36,365

L" x D"	Top Finish	Top Sections	Model Number	4 Rowan Bases List Price
228 54	Wood	4	40145/2	31,265
228 54	P-Lam	4	40145/5	26,575
228 60	Wood	4	40146/2	34,730
228 60	P-Lam	4	40146/5	29,525
228 66	Wood	4	40147/2	38,205
228 66	P-Lam	4	40147/5	32,480
228 72	Wood	4	40148/2	41,675
228 72	P-Lam	4	40148/5	35,435
228 78	Wood	4	40149/2	45,145
228 78	P-Lam	4	40149/5	38,380
228 84	Wood	4	40150/2	48,615
228 84	P-Lam	4	40150/5	41,330
240 54	Wood	4	40151/2	32,905
240 54	P-Lam	4	40151/5	27,975
240 60	Wood	4	40152/2	36,560
240 60	P-Lam	4	40152/5	31,075
240 66	Wood	4	40153/2	40,210
240 66	P-Lam	4	40153/5	34,180
240 72	Wood	4	40154/2	43,865
240 72	P-Lam	4	40154/5	37,300
240 78	Wood	4	40155/2	47,530
240 78	P-Lam	4	40155/5	40,400
240 84	Wood	4	40156/2	51,180
240 84	P-Lam	4	40156/5	43,505

Model # 40011/2

144" x 48" Rectangle



ROWAN CONFERENCE

SOFT BOAT SHAPE

Designer - Yabu Pushelberg



Specify edge type; add the two letter code after the model number.



Facet Edge (FC)



Taper Edge (TE)



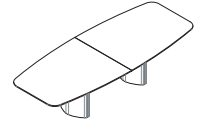
Flowform Edge (FF)
5% upcharge
laminates not available



Camber Edge (CE)
5% upcharge



Cascade Edge
5% upcharge



ROWAN CONFERENCE 2 Bases - Soft Boat



*Veneer Wrapped Aluminum Panels

ROWAN CONFERENCE 3 Bases - Soft Boat



*Veneer Wrapped Aluminum Panels

L" x D"	Top Finish	Top Sections	Model Number	2 Rowan Bases List Price
96 36	Wood	1	40261/2	8,815
96 36	P-Lam	1	40261/5	7,495
96 42	Wood	1	40262/2	10,285
96 42	P-Lam	1	40262/5	8,745
96 48	Wood	1	40263/2	11,750
96 48	P-Lam	1	40263/5	9,995
108 42	Wood	2	40264/2	11,570
108 42	P-Lam	2	40264/5	9,835
108 48	Wood	2	40265/2	13,215
108 48	P-Lam	2	40265/5	11,235
120 42	Wood	2	40266/2	12,850
120 42	P-Lam	2	40266/5	10,935
120 48	Wood	2	40267/2	14,685
120 48	P-Lam	2	40267/5	12,490
120 54	Wood	2	40268/2	16,520
120 54	P-Lam	2	40268/5	14,050
132 48	Wood	2	40269/2	16,155
132 48	P-Lam	2	40269/5	13,730
132 54	Wood	2	40270/2	18,175
132 54	P-Lam	2	40270/5	15,455
144 48	Wood	2	40271/2	17,620
144 48	P-Lam	2	40271/5	14,980
144 54	Wood	2	40272/2	19,825
144 54	P-Lam	2	40272/5	16,850
144 60	Wood	2	40273/2	22,025
144 60	P-Lam	2	40273/5	18,725

L" x D"	Top Finish	Top Sections	Model Number	3 Rowan Bases List Price
156 48	Wood	2	40274/2	19,090
156 48	P-Lam	2	40274/5	16,230
156 54	Wood	2	40275/2	21,475
156 54	P-Lam	2	40275/5	18,255
156 60	Wood	2	40276/2	23,860
156 60	P-Lam	2	40276/5	20,285
156 66	Wood	3	40277/2	26,250
156 66	P-Lam	3	40277/5	22,315
168 48	Wood	2	40278/2	20,560
168 48	P-Lam	2	40278/5	17,480
168 54	Wood	2	40279/2	23,130
168 54	P-Lam	2	40279/5	19,660
168 60	Wood	2	40280/2	25,690
168 60	P-Lam	2	40280/5	21,850
168 66	Wood	3	40281/2	28,270
168 66	P-Lam	3	40281/5	24,025
180 48	Wood	3	40282/2	22,025
180 48	P-Lam	3	40282/5	18,725
180 54	Wood	3	40283/2	24,775
180 54	P-Lam	3	40283/5	21,070
180 60	Wood	3	40284/2	27,530
180 60	P-Lam	3	40284/5	23,405
180 66	Wood	3	40285/2	30,280
180 66	P-Lam	3	40285/5	25,745
180 72	Wood	3	40286/2	33,035
180 72	P-Lam	3	40286/5	28,085

Model # 40007/5

120" x 48" Rectangle



ROWAN CONFERENCE

SOFT BOAT SHAPE

Designer - Yabu Pushelberg



Specify edge type; add the two letter code after the model number.



Facet Edge (FC)



Taper Edge (TE)



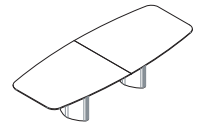
Flowform Edge (FF)
5% upcharge
laminite not available



Camber Edge (CE)
5% upcharge



Cascade Edge
5% upcharge

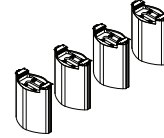


ROWAN CONFERENCE 3 Bases - Soft Boat



*Veneer Wrapped
Aluminum Panels

ROWAN CONFERENCE 4 Bases - Soft Boat



*Veneer Wrapped
Aluminum Panels

L" x D"	Top Finish	Top Sections	Model Number	3 Rowan Bases List Price
192 54	Wood	4	40287/2	26,430
192 54	P-Lam	4	40287/5	22,465
192 60	Wood	4	40288/2	29,365
192 60	P-Lam	4	40288/5	24,965
192 66	Wood	4	40289/2	32,300
192 66	P-Lam	4	40289/5	27,455
192 72	Wood	4	40290/2	35,235
192 72	P-Lam	4	40290/5	29,955
204 54	Wood	4	40291/2	28,085
204 54	P-Lam	4	40291/5	23,875
204 60	Wood	4	40292/2	31,200
204 60	P-Lam	4	40292/5	26,525
204 66	Wood	4	40293/2	34,320
204 66	P-Lam	4	40293/5	29,175
204 72	Wood	4	40294/2	37,440
204 72	P-Lam	4	40294/5	31,825
204 78	Wood	4	40295/2	40,560
204 78	P-Lam	4	40295/5	34,475
216 54	Wood	4	40296/2	29,735
216 54	P-Lam	4	40296/5	25,275
216 60	Wood	4	40297/2	33,035
216 60	P-Lam	4	40297/5	28,085
216 66	Wood	4	40298/2	36,345
216 66	P-Lam	4	40298/5	30,895
216 72	Wood	4	40299/2	39,640
216 72	P-Lam	4	40299/5	33,695
216 78	Wood	4	40300/2	42,940
216 78	P-Lam	4	40300/5	36,505

L" x D"	Top Finish	Top Sections	Model Number	4 Rowan Bases List Price
228 54	Wood	4	40301/2	31,385
228 54	P-Lam	4	40301/5	26,670
228 60	Wood	4	40302/2	34,870
228 60	P-Lam	4	40302/5	29,645
228 66	Wood	4	40303/2	38,355
228 66	P-Lam	4	40303/5	32,605
228 72	Wood	4	40304/2	41,845
228 72	P-Lam	4	40304/5	35,570
228 78	Wood	4	40305/2	45,330
228 78	P-Lam	4	40305/5	38,530
228 84	Wood	4	40306/2	48,815
228 84	P-Lam	4	40306/5	41,495
240 54	Wood	4	40307/2	33,035
240 54	P-Lam	4	40307/5	28,085
240 60	Wood	4	40308/2	36,700
240 60	P-Lam	4	40308/5	31,200
240 66	Wood	4	40309/2	40,375
240 66	P-Lam	4	40309/5	34,320
240 72	Wood	4	40310/2	44,045
240 72	P-Lam	4	40310/5	37,440
240 78	Wood	4	40311/2	47,710
240 78	P-Lam	4	40311/5	40,560
240 84	Wood	4	40312/2	51,380
240 84	P-Lam	4	40312/5	43,680

Model # 40011/2

144" x 48" Rectangle



ROWAN CONFERENCE

SUPER ELLIPSE SHAPE Designer - Yabu Pushelberg



Specify edge type; add the two letter code after the model number.



Facet Edge (FC)



Taper Edge (TE)



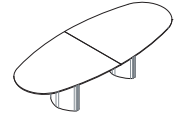
Flowform Edge (FF)
5% upcharge
laminates not available



Camber Edge (CE)
5% upcharge



Cascade Edge
5% upcharge



ROWAN CONFERENCE 2 Bases - Super Ellipse



*Veneer Wrapped Aluminum Panels

ROWAN CONFERENCE 3 Bases - Super Ellipse



*Veneer Wrapped Aluminum Panels

* Based on a chair width of 25".

L" x D"	Top Finish	Top Sections	Model Number	2 Rowan Bases List Price
96 36	Wood	1	40157/2	9,150
96 36	P-Lam	1	40157/5	7,785
96 42	Wood	1	40158/2	10,670
96 42	P-Lam	1	40158/5	9,075
96 48	Wood	1	40159/2	12,195
96 48	P-Lam	1	40159/5	10,365
108 42	Wood	2	40160/2	12,005
108 42	P-Lam	2	40160/5	10,210
108 48	Wood	2	40161/2	13,720
108 48	P-Lam	2	40161/5	11,665
120 42	Wood	2	40162/2	13,330
120 44	P-Lam	2	40162/5	11,335
120 48	Wood	2	40163/2	15,245
120 48	P-Lam	2	40163/5	12,960
120 54	Wood	2	40164/2	17,145
120 54	P-Lam	2	40164/5	14,580
132 48	Wood	2	40165/2	16,770
132 48	P-Lam	2	40165/5	14,250
132 54	Wood	2	40166/2	18,855
132 54	P-Lam	2	40166/5	16,035
144 48	Wood	2	40167/2	18,290
144 48	P-Lam	2	40167/5	15,550
144 54	Wood	2	40168/2	20,575
144 54	P-Lam	2	40168/5	17,490
144 60	Wood	2	40169/2	22,855
144 60	P-Lam	2	40169/5	19,435

L" x D"	Top Finish	Top Sections	Model Number	3 Rowan Bases List Price
156 48	Wood	2	40170/2	19,810
156 48	P-Lam	2	40170/5	16,840
156 54	Wood	2	40171/2	22,290
156 54	P-Lam	2	40171/5	18,945
156 60	Wood	2	40172/2	24,760
156 60	P-Lam	2	40172/5	21,045
156 66	Wood	3	40173/2	27,245
156 66	P-Lam	3	40173/5	23,150
168 48	Wood	2	40174/2	21,335
168 48	P-Lam	2	40174/5	18,135
168 54	Wood	2	40175/2	24,000
168 54	P-Lam	2	40175/5	20,400
168 60	Wood	2	40176/2	26,660
168 60	P-Lam	2	40176/5	22,665
168 66	Wood	3	40177/2	29,330
168 66	P-Lam	3	40177/5	24,940
180 48	Wood	3	40178/2	22,855
180 48	P-Lam	3	40178/5	19,435
180 54	Wood	3	40179/2	25,710
180 54	P-Lam	3	40179/5	21,865
180 60	Wood	3	40180/2	28,570
180 60	P-Lam	3	40180/5	24,290
180 66	Wood	3	40181/2	31,425
180 66	P-Lam	3	40181/5	26,715
180 72	Wood	3	40182/2	34,280
180 72	P-Lam	3	40182/5	29,145

Model # 40007/5

120" x 48" Rectangle



ROWAN CONFERENCE

SUPER ELLIPSE SHAPE Designer - Yabu Pushelberg



Specify edge type; add the two letter code after the model number.



Facet Edge (FC)



Taper Edge (TE)



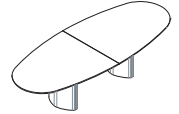
Flowform Edge (FF)
5% upcharge
laminite not available



Camber Edge (CE)
5% upcharge



Cascade Edge
5% upcharge

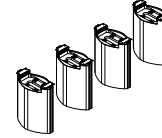


ROWAN CONFERENCE 3 Bases - Super Ellipse



*Veneer Wrapped Aluminum Panels

ROWAN CONFERENCE 4 Bases - Super Ellipse



*Veneer Wrapped Aluminum Panels

* Based on a chair width of 25".

L" x D"	Top Finish	Top Sections	Model Number	3 Rowan Bases List Price
192 54	Wood	4	40183/2	27,430
192 54	P-Lam	4	40183/5	23,320
192 60	Wood	4	40184/2	30,475
192 60	P-Lam	4	40184/5	25,905
192 66	Wood	4	40185/2	33,520
192 66	P-Lam	4	40185/5	28,495
192 72	Wood	4	40186/2	36,565
192 72	P-Lam	4	40186/5	31,080
204 54	Wood	4	40187/2	29,145
204 54	P-Lam	4	40187/5	24,770
204 60	Wood	4	40188/2	32,375
204 60	P-Lam	4	40188/5	27,525
204 66	Wood	4	40189/2	35,615
204 66	P-Lam	4	40189/5	30,280
204 72	Wood	4	40190/2	38,850
204 72	P-Lam	4	40190/5	33,025
204 78	Wood	4	40191/2	42,085
204 78	P-Lam	4	40191/5	35,775
216 54	Wood	4	40192/2	30,850
216 54	P-Lam	4	40192/5	26,225
216 60	Wood	4	40193/2	34,280
216 60	P-Lam	4	40193/5	29,145
216 66	Wood	4	40194/2	37,710
216 66	P-Lam	4	40194/5	32,055
216 72	Wood	4	40195/2	41,140
216 72	P-Lam	4	40195/5	34,975
216 78	Wood	4	40196/2	44,565
216 78	P-Lam	4	40196/5	37,880

L" x D"	Top Finish	Top Sections	Model Number	4 Rowan Bases List Price
228 54	Wood	4	40197/2	32,570
228 54	P-Lam	4	40197/5	27,685
228 60	Wood	4	40198/2	36,185
228 60	P-Lam	4	40198/5	30,760
228 66	Wood	4	40199/2	39,805
228 66	P-Lam	4	40199/5	33,835
228 72	Wood	4	40200/2	43,420
228 72	P-Lam	4	40200/5	36,910
228 78	Wood	4	40201/2	47,035
228 78	P-Lam	4	40201/5	39,985
228 84	Wood	4	40202/2	50,660
228 84	P-Lam	4	40202/5	43,060
240 54	Wood	4	40203/2	34,280
240 54	P-Lam	4	40203/5	29,145
240 60	Wood	4	40204/2	38,085
240 60	P-Lam	4	40204/5	32,375
240 66	Wood	4	40205/2	41,890
240 66	P-Lam	4	40205/5	35,615
240 72	Wood	4	40206/2	45,705
240 72	P-Lam	4	40206/5	38,850
240 78	Wood	4	40207/2	49,515
240 78	P-Lam	4	40207/5	42,085
240 84	Wood	4	40208/2	53,320
240 84	P-Lam	4	40208/5	45,330

Model # 40011/2

144" x 48" Rectangle



ROWAN CONFERENCE

RACE TRACK SHAPE Designer - Yabu Pushelberg



Specify edge type; add the two letter code after the model number.



Facet Edge (FC)



Taper Edge (TE)



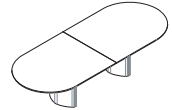
Flowform Edge (FF)
5% upcharge
laminite not available



Camber Edge (CE)
5% upcharge



Cascade Edge
5% upcharge



ROWAN CONFERENCE 2 Bases - Race Track



*Veneer Wrapped Aluminum Panels

ROWAN CONFERENCE 3 Bases - Race Track



*Veneer Wrapped Aluminum Panels

* Based on a chair width of 25".

L" x D"	Top Finish	Top Sections	Model Number	2 Rowan Bases List Price
96 36	Wood	1	40209/2	8,950
96 36	P-Lam	1	40209/5	7,605
96 42	Wood	1	40210/2	10,430
96 42	P-Lam	1	40210/5	8,870
96 48	Wood	1	40211/2	11,920
96 48	P-Lam	1	40211/5	10,135
108 42	Wood	2	40212/2	11,735
108 42	P-Lam	2	40212/5	9,975
108 48	Wood	2	40213/2	13,405
108 48	P-Lam	2	40213/5	11,400
120 42	Wood	2	40214/2	13,035
120 44	P-Lam	2	40214/5	11,085
120 48	Wood	2	40215/2	14,895
120 48	P-Lam	2	40215/5	12,665
120 54	Wood	2	40216/2	16,750
120 54	P-Lam	2	40216/5	14,250
132 48	Wood	2	40217/2	16,390
132 48	P-Lam	2	40217/5	13,930
132 54	Wood	2	40218/2	18,435
132 54	P-Lam	2	40218/5	15,675
144 48	Wood	2	40219/2	17,880
144 48	P-Lam	2	40219/5	15,195
144 54	Wood	2	40220/2	20,110
144 54	P-Lam	2	40220/5	17,090
144 60	Wood	2	40221/2	22,335
144 60	P-Lam	2	40221/5	18,990

L" x D"	Top Finish	Top Sections	Model Number	3 Rowan Bases List Price
156 48	Wood	2	40222/2	19,360
156 48	P-Lam	2	40222/5	16,460
156 54	Wood	2	40223/2	21,780
156 54	P-Lam	2	40223/5	18,515
156 60	Wood	2	40224/2	24,200
156 60	P-Lam	2	40224/5	20,570
156 66	Wood	3	40225/2	26,620
156 66	P-Lam	3	40225/5	22,630
168 48	Wood	2	40226/2	20,850
168 48	P-Lam	2	40226/5	17,725
168 54	Wood	2	40227/2	23,455
168 54	P-Lam	2	40227/5	19,935
168 60	Wood	2	40228/2	26,060
168 60	P-Lam	2	40228/5	22,150
168 66	Wood	3	40229/2	28,660
168 66	P-Lam	3	40229/5	24,370
180 48	Wood	3	40230/2	22,335
180 48	P-Lam	3	40230/5	18,990
180 54	Wood	3	40231/2	25,125
180 54	P-Lam	3	40231/5	21,365
180 60	Wood	3	40232/2	27,920
180 60	P-Lam	3	40232/5	23,740
180 66	Wood	3	40233/2	30,710
180 66	P-Lam	3	40233/5	26,105
180 72	Wood	3	40234/2	33,495
180 72	P-Lam	3	40234/5	28,485

Model # 40007/5

120" x 48" Rectangle



ROWAN CONFERENCE

RACE TRACK SHAPE

Designer - Yabu Pushelberg



Specify edge type; add the two letter code after the model number.



Facet Edge (FC)



Taper Edge (TE)



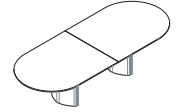
Flowform Edge (FF)
5% upcharge
laminate not available



Camber Edge (CE)
5% upcharge



Cascade Edge
5% upcharge

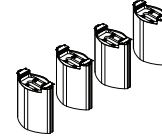


ROWAN CONFERENCE 3 Bases - Race Track



*Veneer Wrapped Aluminum Panels

ROWAN CONFERENCE 4 Bases - Race Track



*Veneer Wrapped Aluminum Panels

* Based on a chair width of 25".

L" x D"	Top Finish	Top Sections	Model Number	3 Rowan Bases List Price
192 54	Wood	4	40235/2	26,810
192 54	P-Lam	4	40235/5	22,785
192 60	Wood	4	40236/2	29,780
192 60	P-Lam	4	40236/5	25,320
192 66	Wood	4	40237/2	32,760
192 66	P-Lam	4	40237/5	27,850
192 72	Wood	4	40238/2	35,740
192 72	P-Lam	4	40238/5	30,380
204 54	Wood	4	40239/2	28,485
204 54	P-Lam	4	40239/5	24,210
204 60	Wood	4	40240/2	31,640
204 60	P-Lam	4	40240/5	26,900
204 66	Wood	4	40241/2	34,805
204 66	P-Lam	4	40241/5	29,590
204 72	Wood	4	40242/2	37,970
204 72	P-Lam	4	40242/5	32,275
204 78	Wood	4	40243/2	41,135
204 78	P-Lam	4	40243/5	34,965
216 54	Wood	4	40244/2	30,155
216 54	P-Lam	4	40244/5	25,635
216 60	Wood	4	40245/2	33,495
216 60	P-Lam	4	40245/5	28,485
216 66	Wood	4	40246/2	36,855
216 66	P-Lam	4	40246/5	31,330
216 72	Wood	4	40247/2	40,200
216 72	P-Lam	4	40247/5	34,175
216 78	Wood	4	40248/2	43,550
216 78	P-Lam	4	40248/5	37,020

L" x D"	Top Finish	Top Sections	Model Number	4 Rowan Bases List Price
228 54	Wood	4	40249/2	31,830
228 54	P-Lam	4	40249/5	27,055
228 60	Wood	4	40250/2	35,360
228 60	P-Lam	4	40250/5	30,065
228 66	Wood	4	40251/2	38,900
228 66	P-Lam	4	40251/5	33,065
228 72	Wood	4	40252/2	42,435
228 72	P-Lam	4	40252/5	36,075
228 78	Wood	4	40253/2	45,965
228 78	P-Lam	4	40253/5	39,080
228 84	Wood	4	40254/2	49,505
228 84	P-Lam	4	40254/5	42,080
240 54	Wood	4	40255/2	33,495
240 54	P-Lam	4	40255/5	28,485
240 60	Wood	4	40256/2	37,220
240 60	P-Lam	4	40256/5	31,640
240 66	Wood	4	40257/2	40,945
240 66	P-Lam	4	40257/5	34,805
240 72	Wood	4	40258/2	44,670
240 72	P-Lam	4	40258/5	37,970
240 78	Wood	4	40259/2	48,385
240 78	P-Lam	4	40259/5	41,135
240 84	Wood	4	40260/2	52,110
240 84	P-Lam	4	40260/5	44,295

Model # 40011/2

144" x 48" Rectangle



SHAKER TABLES

RECTANGLE Design - Nienkämper



Model Number	W"	D"	H"	Top Finish	List Price	Model Number	W"	D"	H"	Top Finish	List Price
--------------	----	----	----	------------	------------	--------------	----	----	----	------------	------------

SHAKER CONFERENCE TABLE RECTANGULAR SHAPE

Fixed 29" Height (Seated)

36401/229	96	38	29	Veneer	6,370
36401/529	96	38	29	P-Lam	5,705
36402/229	96	42	29	Veneer	6,740
36402/529	96	42	29	P-Lam	5,980
36403/229	96	48	29	Veneer	7,010
36403/529	96	48	29	P-Lam	6,185
36404/229	96	54	29	Veneer	7,435
36404/529	96	54	29	P-Lam	6,500
36406/229	108	38	29	Veneer	6,690
36406/529	108	38	29	P-Lam	5,955
36407/229	108	42	29	Veneer	7,125
36407/529	108	42	29	P-Lam	6,280
36408/229	108	48	29	Veneer	7,580
36408/529	108	48	29	P-Lam	6,615
36409/229	108	54	29	Veneer	7,720
36409/529	108	54	29	P-Lam	6,740
36411/229	120	42	29	Veneer	8,520
36411/529	120	42	29	P-Lam	7,470
36412/229	120	48	29	Veneer	9,110
36412/529	120	48	29	P-Lam	7,915
36413/229	120	54	29	Veneer	9,660
36413/529	120	54	29	P-Lam	8,325
36414/229	120	60	29	Veneer	10,065
36414/529	120	60	29	P-Lam	8,635
36415/229	132	42	29	Veneer	11,025
36415/529	132	42	29	P-Lam	9,855
36416/229	132	48	29	Veneer	11,550
36416/529	132	48	29	P-Lam	10,245
36417/229	132	54	29	Veneer	12,205
36417/529	132	54	29	P-Lam	10,735
36419/229	144	48	29	Veneer	12,015
36419/529	144	48	29	P-Lam	10,565
36420/229	144	54	29	Veneer	12,775
36420/529	144	54	29	P-Lam	11,125

Fixed 42" Height (Standing)

36401/242	96	38	42	Veneer	7,330
36401/542	96	38	42	P-Lam	6,560
36402/242	96	42	42	Veneer	7,745
36402/542	96	42	42	P-Lam	6,880
36403/242	96	48	42	Veneer	8,065
36403/542	96	48	42	P-Lam	7,110
36406/242	108	38	42	Veneer	7,700
36406/542	108	38	42	P-Lam	6,860
36407/242	108	42	42	Veneer	8,205
36407/542	108	42	42	P-Lam	7,225
36408/242	108	48	42	Veneer	8,710
36408/542	108	48	42	P-Lam	7,610
36411/242	120	42	42	Veneer	9,800
36411/542	120	42	42	P-Lam	8,590
36412/242	120	48	42	Veneer	10,485
36412/542	120	48	42	P-Lam	9,100
36415/242	132	42	42	Veneer	12,680
36415/542	132	42	42	P-Lam	11,325
36416/242	132	48	42	Veneer	13,285
36416/542	132	48	42	P-Lam	11,785
36419/242	144	48	42	Veneer	13,825
36419/542	144	48	42	P-Lam	12,150

Standard Features:

- Tops are 1¼" thick, available in all standard Nienkämper veneers and plastic laminates.
- Self edge is typical.
- Solid oak, maple or walnut legs and can be stained or painted in a variety of colors.
- Silver anodized stretcher rails are standard.
- Tables compatible with most Nienkämper wire management and integrated connectivity and power solutions.

Model # 36421/229



Model # 36421/242



SHAKER TABLES

RECTANGLE Design - Nienkämper



Model Number	W"	D"	H"	Top Finish	List Price	Model Number	W"	D"	H"	Top Finish	List Price
--------------	----	----	----	------------	------------	--------------	----	----	----	------------	------------

SHAKER CONFERENCE TABLE RECTANGULAR SHAPE

Fixed 29" Height (Seated)

36422/229	156	48	29	Veneer	12,200
36422/529	156	48	29	P-Lam	10,670
36423/229	156	54	29	Veneer	12,885
36423/529	156	54	29	P-Lam	11,190
36425/229	168	48	29	Veneer	12,455
36425/529	168	48	29	P-Lam	10,855
36426/229	168	54	29	Veneer	13,185
36426/529	168	54	29	P-Lam	11,400
36428/229	180	48	29	Veneer	13,060
36428/529	180	48	29	P-Lam	11,310
36429/229	180	54	29	Veneer	13,840
36429/529	180	54	29	P-Lam	11,900
36431/229	192	48	29	Veneer	15,505
36431/529	192	48	29	P-Lam	13,695
36432/229	192	54	29	Veneer	16,330
36432/529	192	54	29	P-Lam	14,305
36436/229	204	48	29	Veneer	15,960
36436/529	204	48	29	P-Lam	14,045
36437/229	204	54	29	Veneer	16,825
36437/529	204	54	29	P-Lam	14,685
36441/229	216	48	29	Veneer	16,480
36441/529	216	48	29	P-Lam	14,445
36442/229	216	54	29	Veneer	17,345
36442/529	216	54	29	P-Lam	15,090
36446/229	228	48	29	Veneer	16,835
36446/529	228	48	29	P-Lam	14,730
36447/229	228	54	29	Veneer	17,840
36447/529	228	54	29	P-Lam	15,485
36451/229	240	48	29	Veneer	17,360
36451/529	240	48	29	P-Lam	15,135
36452/229	240	54	29	Veneer	18,320
36452/529	240	54	29	P-Lam	15,840

Fixed 42" Height (Standing)

36422/242	156	48	42	Veneer	14,030
36422/542	156	48	42	P-Lam	12,270
36425/242	168	48	42	Veneer	14,330
36425/542	168	48	42	P-Lam	12,480
36428/242	180	48	42	Veneer	15,025
36428/542	180	48	42	P-Lam	13,010
36431/242	192	48	42	Veneer	17,830
36431/542	192	48	42	P-Lam	15,745
36436/242	204	48	42	Veneer	18,360
36436/542	204	48	42	P-Lam	16,155
36441/242	216	48	42	Veneer	18,955
36441/542	216	48	42	P-Lam	16,620
36446/242	228	48	42	Veneer	19,365
36446/542	228	48	42	P-Lam	16,940
36451/242	240	48	42	Veneer	19,970
36451/542	240	48	42	P-Lam	17,400

Standard Features:

- Tops are 1¼" thick, available in all standard Nienkämper veneers and plastic laminates.
- Self edge is typical.
- Solid oak, maple or walnut legs and can be stained or painted in a variety of colors.
- Silver anodized stretcher rails are standard.
- Tables compatible with most Nienkämper wire management and integrated connectivity and power solutions.

Model # 36421/229



Model # 36421/242



SHAKER TABLES

SQUARE Design - Nienkämper



Model Number	Diameter" H"	Top Finish	List Price	Model Number	Diameter" H"	Top Finish	List Price
--------------	--------------	------------	------------	--------------	--------------	------------	------------

SHAKER CONFERENCE TABLE SQUARE SHAPE

Fixed Height 29" (Seated)

36461/229	42" Dia	29	Veneer	5,660
36461/529	42" Dia	29	P-Lam	5,240
36462/229	48" Dia	29	Veneer	5,940
36462/529	48" Dia	29	P-Lam	5,400
36463/229	54" Dia	29	Veneer	6,415
36463/529	54" Dia	29	P-Lam	5,750
36464/229	60" Dia	29	Veneer	6,885
36464/529	60" Dia	29	P-Lam	6,110

Fixed 42" Height (Standing)

36461/242	42" Dia	42	Veneer	6,520
36461/542	42" Dia	42	P-Lam	6,025
36462/242	48" Dia	42	Veneer	6,835
36462/542	48" Dia	42	P-Lam	6,215
36463/242	54" Dia	42	Veneer	7,370
36463/542	54" Dia	42	P-Lam	6,615
36464/242	60" Dia	42	Veneer	7,915
36464/542	60" Dia	42	P-Lam	7,025

Standard Features:


- Tops are 1¼" thick, available in all standard Nienkämper veneers and plastic laminates.
- Self edge is typical.
- Solid oak, maple or walnut legs and can be stained or painted in a variety of colors.
- Silver anodized stretcher rails are standard.
- Tables compatible with most Nienkämper wire management and integrated connectivity and power solutions.

Model # 36421/229



Model # 36421/242





VOX® FORUMS

Nienkämper is a **recognized installer** for data systems described in **Vox® Forum products**.

Vox® Forums can be manufactured with several factory wired data systems including “Hubble”, “Leviton”, “Siemon,” “Belden,” Ortronics and “Hubbell.” All of these systems guarantee the highest level of data transmissions.

Vox® Forum products have been tested by the independent laboratories of these companies and are compliant with all aspects of proper installation and performance.

Nienkämper recommends the use of these **pre-wired systems** as they offer the **best value, quality** and **safety**.

Options for data/voice connections

AMP

- CAT 5E System
- or
- CAT 6 110Connect Jacks

T568A

SYSTEMAX

- PowerSUM® CAT 5E System
- or
- GigaSPEED® CAT 6 System

T568A

THE SIEMON COMPANY

- Max® 5E
- or
- Max® 6

T568A

BELDEN
SENDING ALL THE RIGHT SIGNALS

- CAT 5E
- or
- CAT 6

T568A

HUBBELL

- CAT 6A
(available in custom plate only)

T568A

legrand
Ortronics

- CAT 5E
- or
- CAT 6

T568A

Nienkämper recommends the use of Vox® **pre-wired systems** as they offer the **best value, quality** and **safety** to the consumer.

Standard Vox Forums are listed by Underwriters Laboratories Inc. under several categories. These listings qualify a level of safety guaranteed by UL's published standards for safety which UL uses as a benchmark for testing and listing products.

The right to bear the UL mark is contingent on the fact that absolutely no alteration is made to the product as it was submitted and tested by Underwriters Laboratories. This is to ensure that assemblies are not manufactured with inferior or replacement parts; this would void or alter the result of the original examination and tests conducted by UL.

The UL mark is included on a label that is attached to the underside of listed Vox® products. This label includes:

- The date the component was assembled and tested.
- A serial number for tracking purposes.
- The listing category located under the UL mark.
- UL file number that can be used as a reference at UL for any inquiries about the product.



All listed assemblies have POWER/ELECTRICAL components wired by Nienkämper and undergo the following tests:

Production Line Grounding Test - Continuity: This test checks for grounding continuity between the grounding conductor of the attachment plug and the designated main grounding point including any accessible dead-metal parts of the assembly. There must be grounding continuity between all parts.

Production-line Dielectric Voltage Withstand Test - Hi-pot: Each product shall withstand without electrical breakdown, as a routine production-line test, the application of an AC potential at a frequency within the range of 40-70 Hz or a DC potential between the primary wiring, including connected components, and accessible dead metal parts that are likely to become energized. This test is conducted when the product is fully assembled, and cannot be unwired, modified or disassembled afterwards.

Production-line - Polarity Test: This test verifies proper electrical polarity of both the grounded (neutral) and the ungrounded (hot) supply circuit conductors of the Forum and all parts intended to be connected to the grounded (neutral) and ungrounded (hot) supply circuit conductors of the attachment plug. Conductivity indications must confirm the correct connection of all parts specified.

VOX® FORUM CONFIGURATOR


Specifying the “M” and “N” series Vox Forum couldn’t be simpler.

“M” and “N” series Forums can be individually configured online with the **“Vox Forum Configurator”**.

Log onto the Nienkämper website www.nienkamper.com and follow the links or simply type www.nienkamper.com/vfc in your browser and go straight to this online tool.



Configuring your Forum is easy: simply drag and drop the options you want to build the product you need.



VOX® FORUM CONFIGURATOR

ON LINE ORDERING OF VOX FORUMS "M" & "N" SERIES

Once you've tried this amazing and simple tool you will appreciate the ease in which sample configurations can be built. You can create quick budgets, use as information sheets for discussions, meetings and placing orders.

Even custom plate configurations can be instantly selected and priced.

Below is an example of a completed Forum order sheet that can be printed, saved or submitted once the appropriate information has been filled out.

NIENKAMPER VOX FORUM CONFIGURATOR

Order total (list): \$ 2,445



YOUR CONFIGURATION

BASE

Model: MSERIES

PLATE 1

Model: 3P, Pre Wired Power contains the following: Single module faceplate with - 1 duplex power receptacle/ 15A-120V - With 2 USB ports 3 Hubble/ 5VDC Type a 2.0 - Pre wired with 10' cord & plug. 2USB ports - Type 2.0 rated - 3 Hubble/ 5VDC.

PLATE 2

Model: 7V, Single module blank faceplate

PLATE 3

Model: 1E, 2 - Hubble CAT6 DATA, 10' cord

PLEASE FILL IN YOUR INFORMATION BELOW

YOUR NAME:*

John Doe

TELEPHONE:*

1234567890

PROJECT/LOCATION:

XYZ Company, Alabama

QUOTE NO:

TAG REFERENCE:

Model # M-3P-7V-1E

INTREF:

VFC3-1479725440000-995

YOUR COMPANY:

ABC Furniture Company

EMAIL:*

johndoe@email.com

ORDER NO:

REGION:*

Alabama

COMMENTS:

quantity 3 required

*Required fields

A GUIDE TO SPECIFYING MODULAR "M & N" SERIES VOX® FORUMS



To specify modular Vox Forums® turn to the next page and complete the order form with the modular faceplates required. This document can also be downloaded at www.nienkamper.com.

Haven't found what you need?

It's easy to specify your own "M" or "N" Series Forum:

- 1 Create the Forum model number by selecting modular faceplates from pages .
- 2 Fill in each 2 digit faceplate model number in the desired position on page 222-227.
- 3 Fill in the corresponding price for each modular faceplate in the correct position. Total the cost.
- 4 For custom modular plates, use model number "CX" for each custom position. If there are more than one custom plate layout, label them CX1, CX2, etc. Create the custom modular plate and list cost on page 228, and transfer plate # and cost to page 219-220.
- 5 Sign and date the form, forward to Nienkämper with your request for quotation or purchase order.

"M" SERIES VOX® FORUM - 6" FORUM ORDER FORM

Download this form at www.nienkamper.com/vfc/forum

Modular
Plate #1

Modular
Plate #2

Modular
Plate #3

Base Model # - M - _____

Modular
Plate #1

Modular
Plate #2

Modular
Plate #3

\$ 495 _____

Base Model Cost	Plate #1 Cost	Plate #2 Cost	Plate #3 Cost	Total Forum Cost

Use this section when ordering Custom Modular Faceplates

Place your selection of part numbers from page 196.

	Position A	Position B	Position C
Custom Modular Plate #1 -	CX1	_____	_____
Custom Modular Plate #2 -	CX2	_____	_____
Custom Modular Plate #3 -	CX3	_____	_____

Quote # or Order #: _____ Date: _____

Approval Signature: _____

©2021 Nienkämper Price Guide | Vox | 179

"M & N" SERIES VOX® FORUM FACEPLATE CUSTOM MODULE ORDER FORM

PART NO.	PRE-WIRED	LIST \$	PART NO.	SITE-WIRED	LIST \$		
A0	AMP - CAT 5E DATA - 10' CORD	\$160	AX	AMP - CAT 5E DATA - NO CORD	\$135		
	AMP - CAT 6 DATA - 10' CORD	\$310		A1X	AMP - CAT 6 DATA - NO CORD	\$200	
	A1A	AMP - CAT 6A DATA - 10' CORD		\$460	A1AX	AMP - CAT 6A DATA - NO CORD	\$215
A2	BYSTIMAX - CAT 5E DATA - 10' CORD	\$240	A2X	BYSTIMAX - CAT 5E DATA - NO CORD	\$135		
	A3	BYSTIMAX - CAT 6 DATA - 10' CORD		\$310	A3X	BYSTIMAX - CAT 6 DATA - NO CORD	\$200
	A3A	BYSTIMAX - CAT 6A DATA - 10' CORD		\$500	A3AX	BYSTIMAX - CAT 6A DATA - NO CORD	\$245
A4	SEMON - CAT 5E DATA - 16' CORD	\$240	A4X	SEMON - CAT 5E DATA - NO CORD	\$135		
	A5	SEMON - CAT 6 DATA - 16' CORD		\$310	A5X	SEMON - CAT 6 DATA - NO CORD	\$200
	A5A	SEMON - CAT 6A DATA - 16' CORD		\$430	A5AX	SEMON - CAT 6A DATA - NO CORD	\$215
A6	BELDON - CAT 5E DATA - 10' CORD	\$240	A6X	BELDON - CAT 5E DATA - NO CORD	\$135		
	A7	BELDON - CAT 6 DATA - 10' CORD		\$310	A7X	BELDON - CAT 6 DATA - NO CORD	\$200
	A7A	BELDON - CAT 6A DATA - 10' CORD		\$425	A7AX	BELDON - CAT 6A DATA - NO CORD	\$215
A8	ORTRONICS - CAT 5E DATA - 10' CORD	\$280	A8X	ORTRONICS - CAT 5E DATA - NO CORD	\$135		
	A9	ORTRONICS - CAT 6 DATA - 10' CORD		\$305	A9X	ORTRONICS - CAT 6 DATA - NO CORD	\$180
	A9A	ORTRONICS - CAT 6A DATA - 10' CORD		\$440	A9AX	ORTRONICS - CAT 6A DATA - NO CORD	\$205
A11A	HUBBLE - CAT 6A DATA - 10' CORD	\$460	A11AX	HUBBLE - CAT 6A DATA - NO CORD	\$215		
B	AMP - VOICE - 10' CORD	\$125	BX	AMP - VOICE - NO CORD	\$110		
B1	BYSTIMAX - VOICE - 10' CORD	\$240	B1X	BYSTIMAX - VOICE - NO CORD	\$135		
B2	SEMON - VOICE - 10' CORD	\$240	B2X	SEMON - VOICE - NO CORD	\$135		
B3	NOROK / CDT - VOICE - 10' CORD	\$240	B3X	NOROK / CDT - VOICE - NO CORD	\$135		
B4	ORTRONICS - VOICE - 10' CORD	\$280	B4X	ORTRONICS - VOICE - NO CORD	\$135		
C	AUDIO - 3.5MM - 18' CORD	\$120	D	CUSTOM FITTING - NO CORD SAMPLE REQUIRED	\$80		
D	STEREO - 1/4" - 18' CORD	\$120	Q	DVI - CUTOFF ONLY	\$80		
E	RCA - 18' CORD	\$120	P	EMPTY / NO FITTING ONLY			
F	DB9 - 18' CORD	\$180					
G	HD-D815 - 18' CORD	\$180					
H	USB - 24' CORD	\$150					
H8	USB TYPE B - 24' CORD	\$110					
H9	HDMI - 24' CORD	\$200					
H5	DISPLAY PORT - VIDEO CONNECTING - 24' CORD	\$160					
J1	XLR / 3 PN - 18' CORD	\$215					
J2	XLR / 4 PN - 18' CORD	\$335					
J3	MINI - XLR / 3 PN - 18' CORD	\$305					
J4	MINI - XLR / 4 PN - 18' CORD	\$305					
L1	MINI - DIN / 6 PN - 18' CORD	\$215					
L2	MINI - DIN / 6 PN - 18' CORD	\$215					
L3	MINI - DIN / 8 PN - 18' CORD	\$215					
N	8NC POSITION - PASS THRU	\$110					

FACEPLATE CONNECTIONS ARE FEMALE. SUPPLY CORD PLUGS ARE MALE. DB9 FACEPLATE FITTINGS ARE MALE, DB9 SUPPLY CORD PLUGS ARE FEMALE.

THIS DOCUMENT IS CONFIDENTIAL AND PROPRIETARY. NO PART OF THIS DRAWING MAY BE COPIED OR DISCLOSED TO ANY THIRD PARTY OR USED FOR ANY PURPOSE WITHOUT THE EXPRESS WRITTEN AUTHORIZATION OF NIENKÄMPER FURNITURE & ACCESSORIES INC.

Nienkämper 2017 Vox® Price List • 213

Download this form at www.nienkamper.com/vfc/forum

Modular Plate #1 Modular Plate #2 Modular Plate #3 Modular Plate #4 Modular Plate #5 Modular Plate #6



- Select the modular faceplate required from pages 224-229.
- Fill in the 2 digit model number of each plate in the desired location.
- For custom modular plates, fill in “CX” as the model number.
- To create a custom modular plate, turn to pages 230.

Base Model # - N - _____ - _____ - _____ - _____ - _____ - _____

Modular Plate #1 Modular Plate #2 Modular Plate #3 Modular Plate #4 Modular Plate #5 Modular Plate #6

\$ 660 + _____ + _____ + _____ + _____ + _____ + _____ = _____

Base Model Cost Plate #1 Cost Plate #2 Cost Plate #3 Cost Plate #4 Cost Plate #5 Cost Plate #6 Cost Total Forum Cost

- Add up the cost.

Use this section when ordering Custom Modular Faceplates

Place your selection of part number from page 230 in the desired location below.

		Position A	Position B	Position C
Custom Modular Plate	CX1	- _____	- _____	- _____
Custom Modular Plate	CX2	- _____	- _____	- _____
Custom Modular Plate	CX3	- _____	- _____	- _____
Custom Modular Plate	CX4	- _____	- _____	- _____
Custom Modular Plate	CX5	- _____	- _____	- _____
Custom Modular Plate	CX6	- _____	- _____	- _____

Quote # or Order # : _____ Date: _____

Approval Signature: _____

"M & N" SERIES VOX® FORUM – MODULAR FACEPLATES



SINGLE MODULE FACEPLATE CONTAINS THE FOLLOWING: 2-DATA



Model Number	List Price	Pre Wired – All Cords Terminated With Male Plugs
0E	375	2 - Hubble Cat5e Data, 10' Cord
1E	755	2 - Hubble Cat6 Data, 10' Cord
2E	555	2 - Leviton Cat5e Data, 10' Cord
3E	755	2 - Leviton Cat6 Data, 10' Cord
4E	555	2 - Siemon Cat5e Data, 16' Cord
5E	755	2 - Siemon Cat6 Data, 16' Cord
6E	555	2 - Belden Cat5e Data, 10' Cord
7E	755	2 - Belden Cat6 Data, 10' Cord
8E	660	2 - Ortronics Cat5e Data, 10' Cord
9E	745	2 - Ortronics Cat6 Data, 10' Cord

Model Number	List Price	Site Wired – Only Jacks Supplied
0B	330	2 - Hubble Cat5e Data, Site Wiring Required
1B	465	2 - Hubble Cat6 Data, Site Wiring Required
2B	330	2 - Leviton Cat5e Data, Site Wiring Required
3B	465	2 - Leviton Cat6 Data, Site Wiring Required
4B	330	2 - Siemon Cat5e Data, Site Wiring Required
5B	465	2 - Siemon Cat6 Data, Site Wiring Required
6B	330	2 - Belden Cat5e Data, Site Wiring Required
7B	465	2 - Belden Cat6 Data, Site Wiring Required
8B	330	2 - Ortronics Cat5e Data, Site Wiring Required
9B	410	2 - Ortronics Cat6 Data, Site Wiring Required

SINGLE MODULE FACEPLATE CONTAINS THE FOLLOWING: 1-DATA, 1-VOICE



Model Number	List Price	Pre Wired – All Cords Terminated With Male Plugs
0K	345	1 - Hubble Cat5e Data & 1-Rj45 Voice - 10' Cords
1K	555	1 - Hubble Cat6 Data & 1-Rj45 Voice - 10' Cords
2K	575	1 - Leviton Cat5e Data & 1-Rj45 Voice - 10' Cords
3K	665	1 - Leviton Cat6 Data & 1-Rj45 Voice - 10' Cords
4K	575	1 - Siemon Cat5e Data & 1-Rj45 Voice - 16' Cords
5K	665	1 - Siemon Cat6 Data & 1-Rj45 Voice - 16' Cords
6K	575	1 - Belden Cat5e Data & 1-Rj45 Voice - 10' Cords
7K	665	1 - Belden Cat6 Data & 1-Rj45 Voice - 10' Cords
8K	565	1 - Ortronics Cat5e Data & 1-Rj45 Voice - 10' Cords
9K	605	1 - Ortronics Cat6 Data & 1-Rj45 Voice - 10' Cords

Model Number	List Price	Site Wired – Only Jacks Supplied
0J	305	1 - Hubble Cat5e Data & 1-Rj45 Voice - Site Wired
1J	355	1 - Hubble Cat6 Data & 1-Rj45 Voice - Site Wired
2J	330	1 - Leviton Cat5e Data & 1-Rj45 Voice - Site Wired
3J	390	1 - Leviton Cat6 Data & 1-Rj45 Voice - Site Wired
4J	330	1 - Siemon Cat5e Data & 1-Rj45 Voice - Site Wired
5J	390	1 - Siemon Cat6 Data & 1-Rj45 Voice - Site Wired
6J	330	1 - Belden Cat5e Data & 1-Rj45 Voice - Site Wired
7J	390	1 - Belden Cat6 Data & 1-Rj45 Voice - Site Wired
8J	330	1 - Ortronics Cat5e Data & 1-Rj45 Voice - Site Wired
9J	380	1 - Ortronics Cat6 Data & 1-Rj45 Voice - Site Wired

SINGLE MODULE FACEPLATE CONTAINS THE FOLLOWING: 3-DATA



Model Number	List Price	Pre Wired – All Cords Terminated With Male Plugs
0F	515	3 - Hubble Cat5e Data, 10' Cord
1F	1,095	3 - Hubble Cat6 Data, 10' Cord
2F	775	3 - Leviton Cat5e Data, 10' Cord
3F	1,095	3 - Leviton Cat6 Data, 10' Cord
4F	775	3 - Siemon Cat5e Data, 16' Cord
5F	1,095	3 - Siemon Cat6 Data, 16' Cord
6F	775	3 - Belden Cat5e Data, 10' Cord
7F	1,095	3 - Belden Cat6 Data, 10' Cord
8F	965	3 - Ortronics Cat5e Data, 10' Cord
9F	1,080	3 - Ortronics Cat6 Data, 10' Cord


Model Number	List Price	Site Wired – Only Jacks Supplied
0C	445	3 - Hubble Cat5e Data, Site Wiring Required
1C	650	3 - Hubble Cat6 Data, Site Wiring Required
2C	445	3 - Leviton Cat5e Data, Site Wiring Required
3C	650	3 - Leviton Cat6 Data, Site Wiring Required
4C	445	3 - Siemon Cat5e Data, Site Wiring Required
5C	650	3 - Siemon Cat6 Data, Site Wiring Required
6C	445	3 - Belden Cat5e Data, Site Wiring Required
7C	650	3 - Belden Cat6 Data, Site Wiring Required
8C	445	3 - Ortronics Cat5e Data, Site Wiring Required
9C	595	3 - Ortronics Cat6 Data, Site Wiring Required

SINGLE MODULE FACEPLATE CONTAINS THE FOLLOWING: 2-DATA, 1-VOICE



Model Number	List Price	Pre Wired – All Cords Terminated With Male Plugs
0M	465	2 - Hubble Cat5e Data & 1-Rj45 Voice - 10' Cords
1M	860	2 - Hubble Cat6 Data & 1-Rj45 Voice - 10' Cords
2M	775	2 - Leviton Cat5e Data & 1-Rj45 Voice - 10' Cords
3M	975	2 - Leviton Cat6 Data & 1-Rj45 Voice - 10' Cords
4M	775	2 - Siemon Cat5e Data & 1-Rj45 Voice - 16' Cords
5M	975	2 - Siemon Cat6 Data & 1-Rj45 Voice - 16' Cords
6M	775	2 - Belden Cat5e Data & 1-Rj45 Voice - 10' Cords
7M	975	2 - Belden Cat6 Data & 1-Rj45 Voice - 10' Cords
8M	965	2 - Ortronics Cat5e Data & 1-Rj45 Voice - 10' Cords
9M	1,040	2 - Ortronics Cat6 Data & 1-Rj45 Voice - 10' Cords

Model Number	List Price	Site Wired – Only Jacks Supplied
0L	400	2 - Hubble Cat5e Data & 1-Rj45 Voice - Site Wired
1L	555	2 - Hubble Cat6 Data & 1-Rj45 Voice - Site Wired
2L	445	2 - Leviton Cat5e Data & 1-Rj45 Voice - Site Wired
3L	595	2 - Leviton Cat6 Data & 1-Rj45 Voice - Site Wired
4L	445	2 - Siemon Cat5e Data & 1-Rj45 Voice - Site Wired
5L	595	2 - Siemon Cat6 Data & 1-Rj45 Voice - Site Wired
6L	445	2 - Belden Cat5e Data & 1-Rj45 Voice - Site Wired
7L	595	2 - Belden Cat6 Data & 1-Rj45 Voice - Site Wired
8L	435	2 - Ortronics Cat5e Data & 1-Rj45 Voice - Site Wired
9L	555	2 - Ortronics Cat6 Data & 1-Rj45 Voice - Site Wired



Model Number	List Price
1P	575
1P- SW	595


SINGLE MODULE FACEPLATE - POWER RECEPTACLES:

DESCRIPTION

Single module faceplate contains the following: 2 power receptacles 15A 120V pre wired with 10' cord and plug. Includes 12.5 amp overload protector.

Single module faceplate with - 1 duplex power receptacle/ 15A-120V. Comes with strain relief and 36" of metallic shielded cable wired to receptacle. Site Connection to power source required

***Face plate formerly labeled 2P has been changed to 1P-SW.**




Model Number	List Price
2P	1,195
2P- SW	1,165

SINGLE MODULE FACEPLATE - POWER RECEPTACLES:

DESCRIPTION

Single module faceplate with - 1 duplex power receptacle/ 15A-120V. With Surge Suppressor -, 240 joules/ 15000a per mode and light. Prewired with 10' cord and plug.

Single module faceplate with - 1 duplex power receptacle/ 15A-120V. With surge suppressor, 240 joules/ 15000a per mode and light. Comes with strain relief and 36" of metallic shielded cable wired to receptacle. Site Connection to power source required



Model Number	List Price
3P	990
3P- SW	960

SINGLE MODULE FACEPLATE - POWER RECEPTACLES:

DESCRIPTION

Single module faceplate with - 1 duplex power receptacle/ 15A-120V. With 2 USB ports 3 Amp/ 5VDC Type a 2.0. Pre wired with 10 ' cord & plug

Single module faceplate with - 1 duplex power receptacle/ 15A-120V. With 2 USB ports 3 Hubble/ 5VDC Type a 2.0. Comes with strain relief and 36" of metallic shielded cable wired to receptacle. Site Connection to power source required



Model Number	List Price
4P	1,140
4P- SW	1,100

SINGLE MODULE FACEPLATE - POWER RECEPTACLES:

DESCRIPTION

Single module faceplate with - 1 duplex power receptacle/ 15A-120V. With USB A + C charging (5V, 5A) 55W. Pre wired with 10' cord & plug

Single module faceplate with - 1 duplex power receptacle/ 15A-120V. With USB A + C charging (5V, 5A) 55W. With 36" metallic shielded cable wired to receptacle. Site connection to power source required

5P



POWER-PRE WIRED

5P-SW



POWER-SITE WIRED

SINGLE MODULE FACEPLATE - POWER RECEPTACLES:

Model Number	List Price
5P	1,310
5P- SW	1,270

DESCRIPTION

Single module faceplate contains the following: 1 duplex power receptacle 15A-120V, with USB C+C charging (5V, 5A) 55W and pre wired 10' cord

Single module faceplate contains the following: 1 duplex power receptacle 15A-120V, with USB C+C charging (5V, 5A) 55W and 36" metallic shielded cable wired to receptacle. Site connection to power source required.

OT - 9T

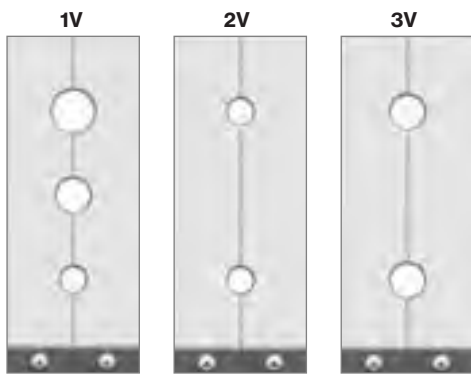


SINGLE MODULE FACEPLATE:

Model Number	List Price	Pre Wired – All Cords Terminated With Male Plugs
0T	490	1 - Hubble Cat5e Data, 10' Cord
1T	665	1 - Hubble Cat6 Data, 10' Cord
2T	575	1 - Leviton Cat5e Data, 10' Cord
3T	665	1 - Leviton Cat6 Data, 10' Cord
4T	575	1 - Siemon Cat5e Data, 16' Cord
5T	665	1 - Siemon Cat6 Data, 16' Cord
6T	575	1 - Belden Cat5e Data, 10' Cord
7T	665	1 - Belden Cat6 Data, 10' Cord
8T	640	1 - Ortronics Cat5e Data, 10' Cord
9T	660	1 - Ortronics Cat6 Data, 10' Cord

DESCRIPTION

Single module faceplate contains the following:
 1 - HD-DB15 (female) with 18" cord and male plug.
 1 - 3.5mm stereo with 18" cord and male plug.
 1 - DATA (0T-9T) with 10' cord and male plug.



Model Number	List Price
1V	115
2V	115
3V	115


SINGLE MODULE FACEPLATE:

DESCRIPTION

Single module split plate assembly contains the following: 3 cutouts - inside diameter sizes - 3/8", 1/2", 5/8" for pass-through cable requirements.

Single module split faceplate contains the following: 2 cutouts - inside diameter sizes - 3/8" for pass-through cable requirements.

Single module split faceplate contains the following: 2 cutouts - inside diameter sizes - 1/2" for pass-through cable requirements.




Model Number	List Price
7V	100
8V-8V	115

BLANK FACEPLATES:

DESCRIPTION

Single module blank faceplate

Double module blank faceplate



Model Number	List Price
6X	115
7X-7X	140


EXTRON “AAP” SERIES

DESCRIPTION

Single module adopter
-holds two Extron “AAP” modules in vertical position

Double module adopter
-holds four Extron “AAP” modules in horizontal position

Please refer to your Extron product catalogue for specific “AAP” module model numbers available



Model Number	List Price
8X	115
9X-9X	140

DECORA® INSERT PLATES

Single module, holds 1 Decora style insert (supplied by others)


Double module, holds 2 Decora style inserts (supplied by others)

single module

double module

EXTRON RETRACTOR FACEPLATE/RETRACTOR INCLUDED:

(Note: Retractors provided; choose from list below)




Model Number	List Price
5R	445
6R-6R	615



- 5R Retractor Faceplate with R-01 VGA Retractor Series II
- 5R Retractor Faceplate with R-02 3.5mm Audio Retractor Series II
- 5R Retractor Faceplate with R-03 Data-CAT 6 Retractor Series II
- 5R Retractor Faceplate with R-04 HDMI Retractor Series II
- 5R Retractor Faceplate with R-05 USB (signal) Retractor Series II
- 5R Retractor Faceplate with R-06 VGA & Audio Retractor Series II

EXTRON RETRACTOR OPTIONS:

Model Number	List Price	Description
RA-02	265	Blank filler plate
SERIES 2		
R-01	1,485	VGA - Retractor series II - with 36" long cord
R-02	1,485	3.5mm audio - retractor series II - with 36" long cord
R-03	1,485	Data - CAT 6 - retractor series II - with 36" long cord
R-04	1,485	HDMI - retractor series II - with 36" long cord
R-05	1,485	USB (signal) - retractor series II - with 36" long cord / USB-A to USB-A
R-06	1,645	VGA & audio - retractor series II - with 36" long cord / VGA M-M & 3.5mm audio
SERIES 2 XL		
R-07	1,645	VGA - Retractor series II XL - with 60" long cord
R-08	1,645	3.5mm audio - retractor series II XL- with 60" long cord
R-09	1,645	Data - CAT 6 - retractor series II XL- with 60" long cord
R-10	1,645	HDMI - retractor series II XL- with 60" long cord
R-11	1,645	USB (signal) - retractor series II XL- with 60" long cord / USB-A to USB-A
R-12	1,810	VGA & audio - retractor series II XL- with 60" long cord / VGA M-M & 3.5mm audio




Model Number	List Price
7R	350
8R-8R	525

EXTRON RETRACTOR FACEPLATE/RETRACTOR NOT INCLUDED:
 (Note: Retractors to be provided and installed by others)

DESCRIPTION

- Single faceplate holds 1 Extron Retractor
- Double faceplate holds up to 3 Extron Retractors



SINGLE CUSTOM MODULE FACEPLATE (SEE BELOW)

Model Number	List Price
CX	100

DESCRIPTION

To build your Forum, select fittings from page 186.

HOW TO ORDER

- From the list of jacks select the part number that describes your selection
- Place the part number in one of three positions on the faceplate illustration “A”, “B”, or “C”.
- Fill in the associated List \$ of each fitting - total the cost.
- Fill in the model number and transfer it to the proper position on the Forum order page 222 (6” Forum) or page 223 (12” Forum).
- Add each modular plate price to complete the total Vox Forum list price.

Complete this for each custom plate required.


	Fitting Cost	
Position A	→ <input type="checkbox"/>	- _____
Position B	→ <input type="checkbox"/>	- _____
Position C	→ <input type="checkbox"/>	- _____
	<input type="checkbox"/> + \$100.00 plate cost	
=====		Total Cost
	Position A Position B Position C	
Model Number	CX - _____ - _____ - _____	


"M & N" SERIES VOX® FORUM FACEPLATE CUSTOM MODULE ORDER FORM





Part Number Pre- Wired List Price


Part Number Site- Wired List Price


	A0	Hubbelle - CAT 5E Data - 10' Cord	240
	A1	Hubbelle - CAT 6 Data - 10' Cord	435
	A1A	Hubbelle CAT 6A Data - 10' Cord	620


	AX	Hubbelle - CAT 5E Data - No Cord	190
	A1X	Hubbelle - CAT 6 Data - No Cord	295
	A1AX	Hubbelle - CAT 6A Data - No Cord	310


	A2	Leviton - CAT 5E Data - 10' Cord	345
	A3	Leviton - CAT 6 Data - 10' Cord	435
	A3A	Leviton - CAT 6A Data - 10' Cord	695


	A2X	Leviton - CAT 5E Data - No Cord	190
	A3X	Leviton - CAT 6 Data - No Cord	295
	A3AX	Leviton - CAT 6A Data - No Cord	350


	A4	Siemon - CAT 5E Data - 16' Cord	345
	A5	Siemon - CAT 6 Data - 16' Cord	435
	A5A	Siemon - CAT 6A Data - 16' Cord	595

	A4X	Siemon - CAT 5E Data - No Cord	190
	A5X	Siemon - CAT 6 Data - No Cord	295
	A5AX	Siemon - CAT 6A Data - No Cord	310

	A6	Beldon - CAT 5E Data - 10' Cord	345
	A7	Beldon - Cat 6 Data - 10' Cord	435
	A7A	Beldon - CAT 6A Data - 10' Cord	585

	A6X	Beldon - CAT 5E Data - No Cord	190
	A7X	Beldon - CAT 6 Data - No Cord	295
	A7AX	Beldon - CAT 6A Data - No Cord	310

	A8	Ortronics - CAT 5E Data - 10' Cord	390
	A9	Ortronics - CAT 6 Data - 10' Cord	430
	A9A	Ortronics - CAT 6A Data - 10' Cord	605

	A8X	Ortronics - CAT 5E Data - No Cord	190
	A9X	Ortronics - CAT 6 Data - No Cord	275
	A9AX	Ortronics - CAT 6A Data - No Cord	300
	A11AX	Hubbelle - CAT 6A Data - No Cord	310

	B	Hubbelle - Voice - 10' Cord	180
---	---	-----------------------------	-----

	BX	Hubbelle - Voice - No Cord	165
--	----	----------------------------	-----

	B1	Leviton - Voice - 10' Cord	345
--	----	----------------------------	-----

	B1X	Leviton - Voice - No Cord	190
---	-----	---------------------------	-----


	B2	Siemon - Voice - 10' Cord	345
--	----	---------------------------	-----

	B2X	Siemon - Voice - No Cord	190
---	-----	--------------------------	-----

	B3	Belden/ CDT - Voice - 10' Cord	345
--	----	--------------------------------	-----


	B3X	Beldon - Voice - No Cord	190
---	-----	--------------------------	-----

	B4	Ortronics - Voice - 10' Cord	390
--	----	------------------------------	-----

	B4X	Ortronics - Voice - No Cord	190
---	-----	-----------------------------	-----


	C	Audio - 3.5mm - 18" Cord	175
--	---	--------------------------	-----

	O	Custom Fitting - No Cord Sample Req	135
--	---	-------------------------------------	-----


	G	HD-DB15 - 18" Cord	275
--	---	--------------------	-----

	P	Empty / No Fitting Required	
--	---	-----------------------------	--

	H	USB - 24" Cord	210
--	---	----------------	-----

	HB	USB Type B - 24" Cord	165
--	----	-----------------------	-----

	HD	HDMI - 24" Cord	295
--	----	-----------------	-----

	J 1	XLR / 3 Pin / - 18" Cord	310
--	-----	--------------------------	-----

**FACEPLATE CONNECTIONS ARE FEMALE, SUPPLY CORD PLUGS ARE MALE.
DB9 FACEPLATE FITTINGS ARE MALE, DB9 SUPPLY CORD PLUGS ARE FEMALE.**

THIS DOCUMENT IS CONFIDENTIAL AND PROPRIETARY. NO PART OF THIS DRAWING MAY BE COPIED OR DISCLOSED TO ANY THIRD PARTY OR USED FOR ANY PURPOSE WITHOUT THE EXPRESS WRITTEN AUTHORIZATION OF NIENKAMPER FURNITURE & ACCESSORIES INC.



VOX® DOUBLE SIDED FORUM



Standard Features:

- Vox® Double Sided forum has a multi directional hinged lid for access on either side of the table. The Double sided forum sits flush with the table top. The lids is in the same finish as the work surface. A thin aluminum bezel lines the cutout in the table top and lid for added durability.
- The Double Sided Forum comes in a 4 module configuration. Modules are specified as either Power/Charging, Data/AV, Split plates, or Retractors.
- Modules can be swapped out or moved if your Power or AV needs change.
- Power modules contain 3 simplexes or 2 simplexes and USB-A or USB-C charging. Power units are available with a pre-wired cord, hardwired feed or a Daisy chain feed.
- Data/AV plate contains 4 fittings. The individual fittings can be swapped out or the entire plate can be swapped out.

FINISHES

Vox® Double Sided forum is made out of sturdy aluminum construction with a durable powder coated finish. The body is available in Black, Grey or White powder coat. The lid is matched to the veneer or laminate on the table top. Custom powder coat colors are available but may affect price and lead times.



BLACK



GREY

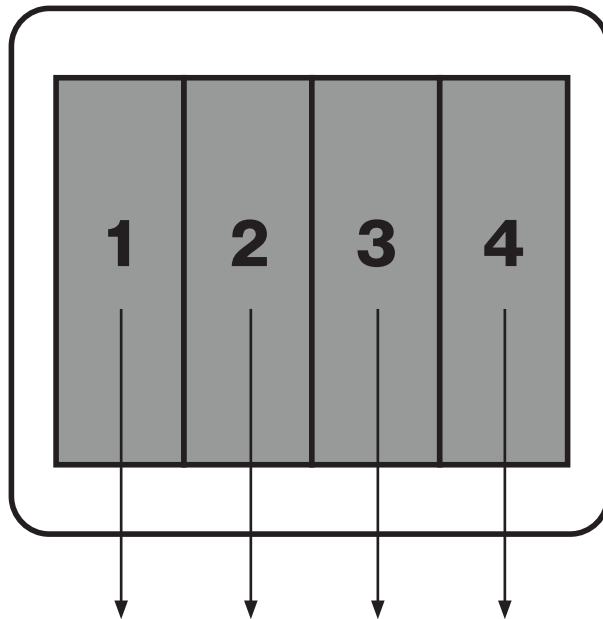


WHITE



CUSTOM

THE DOUBLE SIDED FORUM HAS 4 PORTS THAT CAN BE POPULATED WITH VARIOUS FACE PLATES.



Base Model# - G-

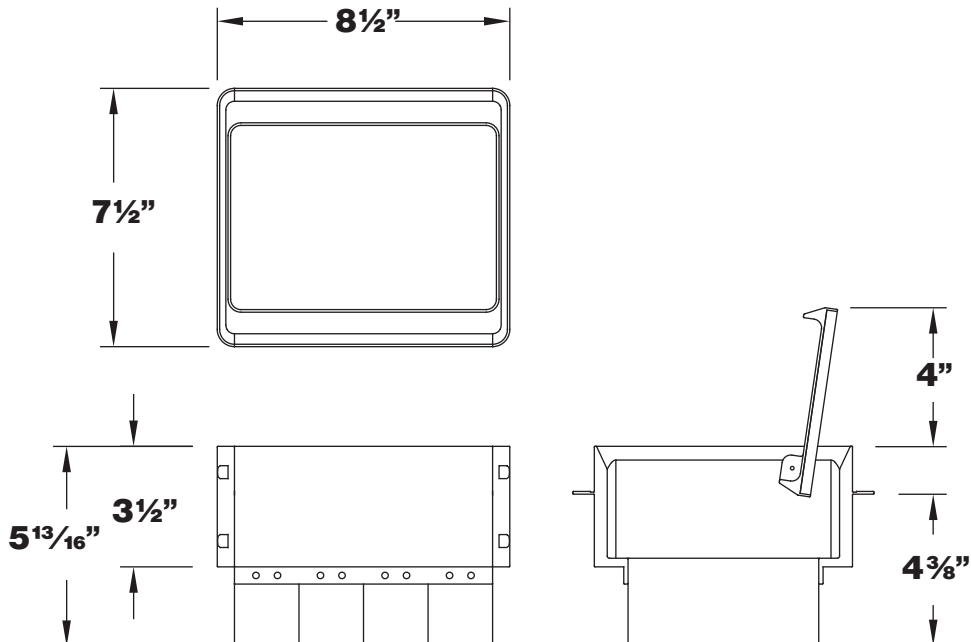
_____ - _____ - _____
 PLATE 1 PLATE 2 PLATE 3 PLATE 4

- Select the modular faceplate required from pages 235-237.
- ← • Fill in the 2 digit model number of each plate in the desired location.
- For custom modular plates, fill in "CX" as the model number.

\$920 + _____ + _____ + _____ + _____ = _____
 BASE MODEL COST PLATE #1 COST PLATE #2 COST PLATE #3 COST PLATE #4 COST

← • Add up the cost

*Base model cost includes finished veneer or plastic laminate lid.



POWER FACEPLATES

DS-1P




Model Number	List Price
DS-1P	\$250
DS-1P-SW	\$285
DS-1P-4T	\$280

DESCRIPTION

- SINGLE MODULE FACEPLATE CONTAINS 3 POWER RECEPTACLES 15A 120V
- PRE WIRED WITH A 10' CORD.
- SITE WIRED WITH A 72" METALLIC SHIELDED CABLE.
- SITE CONNECTION TO POWER SOURCE REQUIRED.
- COMES WITH A DAISY CHAIN WIRE SYSTEM THAT RUNS ON TWO CIRCUITS
- SITE CONNECTION TO POWER SOURCE REQUIRED.

DS-2P



Model Number	List Price
DS-2P	\$345
DS-2P-SW	\$390
DS-2P-4T	\$380

DESCRIPTION

- SINGLE MODULE FACEPLATE CONTAINS 2 POWER RECEPTACLES 15A 120V,
- 2 USB-A, WITH 2 AMPS PER PORT.
- PRE WIRED WITH A 10' CORD.
- SITE WIRED WITH A 72" METALLIC SHIELDED CABLE.
- SITE CONNECTION TO POWER SOURCE REQUIRED.
- COMES WITH A DAISY CHAIN WIRE SYSTEM THAT RUNS ON TWO CIRCUITS
- SITE CONNECTION TO POWER SOURCE REQUIRED.

POWER FACEPLATES

DS-3P



MODEL NUMBER	LIST PRICE
DS-3P	\$345
DS-3P-SW	\$390
DS-3P-4T	\$380

DESCRIPTION

- SINGLE MODULE FACEPLATE CONTAINS 2 POWER RECEPTACLES 15A 120V,
- USB-A+C, WITH 2 AMPS PER PORT 18W.
- PRE WIRED WITH A 10' CORD.
- SITE WIRED WITH A 72" METALLIC SHIELDED CABLE.
- SITE CONNECTION TO POWER SOURCE REQUIRED.
- COMES WITH A DAISY CHAIN WIRE SYSTEM THAT RUNS ON TWO CIRCUITS
- SITE CONNECTION TO POWER SOURCE REQUIRED.

DS-4P



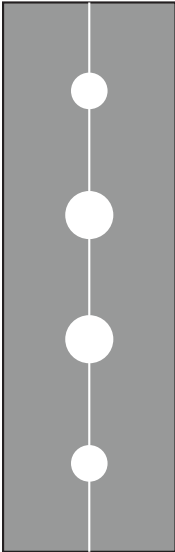
MODEL NUMBER	LIST PRICE
DS-4P	\$525
DS-4P-SW	\$575
DS-4P-4T	\$565

DESCRIPTION

- SINGLE MODULE FACEPLATE CONTAINS 1 POWER RECEPTACLE 15A 120V,
- 1 USB-C, WITH 60W
- PRE WIRED WITH A 10' CORD.
- SITE WIRED WITH A 72" METALLIC SHIELDED CABLE.
- SITE CONNECTION TO POWER SOURCE REQUIRED.
- COMES WITH A DAISY CHAIN WIRE SYSTEM THAT RUNS ON TWO CIRCUITS
- SITE CONNECTION TO POWER SOURCE REQUIRED.

SPLIT PLATE

DS-SP




MODEL NUMBER	LIST PRICE
DS-SP	\$95
	PLATE ONLY

DESCRIPTION

SPLIT PLATE HAS 2 OPENINGS THAT ARE 3/8" DIAMETER AND 2 OPENINGS AT 7/16" DIAMETER.

BLANK PLATE

DS-BP



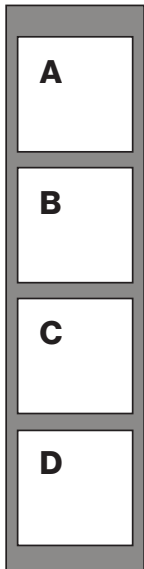
MODEL NUMBER	LIST PRICE
DS-BP	\$95
	PLATE ONLY

DESCRIPTION

BLANK PLATE USED AS FILLER WITHIN FORUM.

CUSTOM AV/DATA FACE-PLATES

DS-CX



MODEL NUMBER

POSITION A

POSITION B

POSITION C

POSITION D

+\$60 PLATE COST

DESCRIPTION


THE CX PLATE HAS 4 SPACES FOR FITTINGS AND CAN BE USED IN ANY POSITION IN THE FORUM.

CX- — — —
MODEL — — — —
NUMBER **POSITION A** **POSITION B** **POSITION C** **POSITION D**



A5 **\$180**

SIEMON CAT 6 DATA FITTING WITH 10' CONNECTOR CABLE (FEMALE TO MALE)



C **\$90**

AUDIO- 3.5MM MINI STEREO JACK WITH 10' CORD (FEMALE TO MALE)



H **\$135**

USB PORT 3.0 WITH 10' CORD (FEMALE TO MALE)



G **\$195**

DB15HD, VGA CONNECTOR, 10' CORD (FEMALE TO MALE)




HD **\$195**

HDMI COUPLER (FEMALE TO FEMALE) WITH 18" CORD



B **\$65**

BLANK PLATE

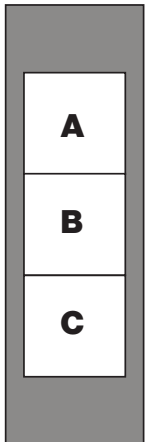


O **\$65**

OPEN PORT FOR CLIENTS OWN DATA FITTING. EACH PORT SELECTED WILL BE SUPPLIED WITH ONE SET OF DATA ADAPTER KIT.

RETRACTOR FACE-PLATES

DS-6R



MODEL NUMBER	LIST PRICE
DS-6R	\$80
	PLATE ONLY

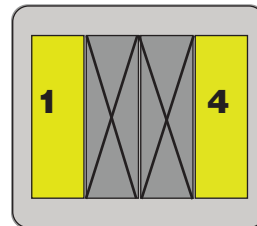
MODEL NUMBER	LIST PRICE
--------------	------------

R-01	\$1,485
R-02	\$1,485
R-03	\$1,485
R-04	\$1,485
R-05	\$1,485
R-06	\$1,645
R-01 - XL	\$1,590
R-02 - XL	\$1,590
R-03 - XL	\$1,590
R-04 - XL	\$1,590
R-05 - XL	\$1,590
R-06 - XL	\$1,750



DESCRIPTION

- EXTRON RETRACTOR FACEPLATE FITS 3 EXTRON RETRACTORS. THE 6R RETRACTOR FACEPLATE CAN ONLY BE PLACED IN POSITION 1 AND 4 ON THE G FORUM.
- RETRACTORS CAN BE BOUGHT THROUGH NIENKAMPER OR USERS CAN SUPPLY THEIR OWN EXTRON RETRACTOR COMPONENTS. *SEE PAGE 240 FOR REQ'D FILLER MODULE.
- NOTE: THIS PLATE HOLDS 3 EXTRON RETRACTORS. ANY SPOT NOT USING A RETRACTOR WILL REQUIRE A FILLER MODULE. IF CLIENT IS SUPPLYING THEIR OWN RETRACTORS ORDER FILLER MODEL #70-1065-35.



DESCRIPTION

- R-01: VGA - RETRACTOR SERIES II - WITH 36" LONG CORD.
- R-02: 3.5MM AUDIO - RETRACTOR SERIES II - WITH 36" LONG CORD
- R-03: DATA - CAT 6 - RETRACTOR SERIES II - WITH 36" LONG CORD
- R-04: HDMI - RETRACTOR SERIES II - WITH 36" LONG CORD
- R-05: USB (SIGNAL) - RETRACTOR SERIES II - WITH 36" LONG CORD / USB-A TO USB-A
- R-06: VGA & AUDIO - RETRACTOR SERIES II - WITH 36" LONG CORD / VGA M-M & 3.5MM AUDIO
- R-01 - XL: VGA - RETRACTOR SERIES II - WITH 60" LONG CORD.
- R-02 - XL: 3.5MM AUDIO - RETRACTOR SERIES II - WITH 60" LONG CORD
- R-03 - XL: DATA - CAT 6 - RETRACTOR SERIES II - WITH 60" LONG CORD
- R-04 - XL: HDMI - RETRACTOR SERIES II - WITH 60" LONG CORD
- R-05 - XL: USB (SIGNAL) - RETRACTOR SERIES II - WITH 60" LONG CORD / USB-A TO USB-A
- R-06 - XL: VGA & AUDIO - RETRACTOR SERIES II - WITH 60" LONG CORD / VGA M-M & 3.5MM AUDIO

SPLIT PLATE

DS-FM



MODEL NUMBER	LIST PRICE
DS-FM	\$180

DESCRIPTION


- A FILLER MODULE IS REQUIRED IF LESS THAN 3 EXTRON RETRACTORS ARE ORDERED ON EACH PLATE 1 & PLATE 4.
- A FILLER MODULE IS REQUIRED FOR CLIENTS SUPPLYING THEIR OWN RETRACTORS.



VOX® ACCESSORIES

STANDARD FEATURES

All Vox® grommets and accessories that are integrated directly into table tops are manufactured from high quality aluminum. These components are standard with a clear anodized finish and are site installed to prevent damage while shipping. Suitable holes are provided for installation. Microphones are not supplied.

	Model Number	List Price	Product Description
<p><u>HOLE FOR FLUSH MOUNT BOUNDARY MICROPHONE</u></p> 	23410	155	<ul style="list-style-type: none"> Through hole provided in table top for use with this microphone. Specify manufacturer and model number.
			 MICROPHONE NOT SUPPLIED
<p><u>JACKS FOR BOUNDARY MICROPHONE</u></p> 	23411	240	<ul style="list-style-type: none"> 1/4" stereo microphone jack integrated into flush mount aluminum bushing. Jack is NEUTRIK Model #N45220 or equivalent.
			 MICROPHONE NOT SUPPLIED
<p><u>JACK FOR GOOSENECK MICROPHONES</u></p>  <p>Fixed XLR jack and bushing</p>	23413	350	<ul style="list-style-type: none"> Jack for Gooseneck microphones or any other microphones that use XLR connectors. Fixed NEUTRIK XLR jack Model # NC3FD-L-1-0 is supplied recessed into grommet.
			 MICROPHONE NOT SUPPLIED
<p><u>JACK FOR GOOSENECK MICROPHONES (WITH COVER CAP)</u></p>  <p>cap</p>	23414	445	<ul style="list-style-type: none"> Jack for Gooseneck microphones or any other microphones that use XLR connectors. Fixed NEUTRIK XLR jack Model # NC3FD-L-1-0 is supplied recessed into grommet. Same as Model # 23413 but can be concealed with cover cap if microphones are removed. Fixed XLR jack and bushing with cover cap.
			 MICROPHONE NOT SUPPLIED

STANDARD FEATURES

All Vox® grommets and accessories that are integrated directly into table tops are manufactured from high quality aluminum. These components are standard with a clear anodized finish and are site installed to prevent damage while shipping. Suitable holes are provided for installation.

	Model Number	List Price	Product Description
GROMMET FOR VOICE/DATA CABLE	23415	330	<ul style="list-style-type: none"> • Flush aluminum grommet accommodates four data or voice cables and plugs. • Finished outside diameter is 1¹/₈" , inside diameter is 3³/₄". • This grommet is for telephone, data and teleconferencing access to table top. • Also accommodates video conference microphones.



VOX® ALUMINUM GROMMET

Grommet for Power Cable

23416	330
-------	-----

- Flush aluminum grommet accommodates two 16 gauge power cables and plugs, or 6 data/voice cables and plugs.
- Finished outside diameter 1⁵/₈" , inside diameter is 1¹/₄".
- Available in five anodized aluminum colours: silver, champagne, light bronze, bronze and black.



Grommet for Large Power Cable



23418	445
-------	-----

- Flush aluminum grommet accommodates three 16 gauge power cables and plugs, or 10 data/voice cables and plugs.
- Finished outside diameter 2¹/₈" , inside diameter is 2¹/₄".
- Suitable for international power plugs.
- Available in five anodized aluminum colours: silver, champagne, light bronze, bronze and black.



STANDARD FEATURES

All Vox® grommets and accessories that are integrated directly into table tops are manufactured from high quality aluminum. These components are standard with a clear anodized finish and are site installed to prevent damage while shipping. Suitable holes are provided for installation.

	Model Number	List Price	Product Description
<p><u>STANDARD SECURITY LOOP</u></p> 	<u>55030</u>	<u>390</u>	<ul style="list-style-type: none"> • This discreet loop extends and retracts from its grommet creating a fixture point for laptop/equipment security cables. • Completely concealed when not in use. • Finished outside diameter 1¹/₈". • Lock not included.
<p><u>LARGE SECURITY LOOP WITH GROMMET</u></p> 	<u>55031</u>	<u>410</u>	<ul style="list-style-type: none"> • This combination grommet allows both a security loop and capacity for single power and single data cord. • Finished outside diameter 1⁵/₈". • Lock not included.

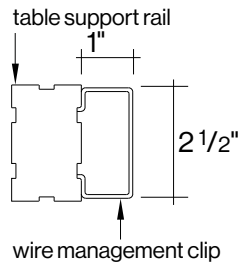
	Model Number	List Price	Product Description
--	--------------	------------	---------------------

WIRE MANAGEMENT "U" CLIPS



55020 105

10 pieces



All Vox tables ordered with Forums ship with a sufficient quantity of "U" clips for extensive cable requirements.

You can purchase additional sets of 10. These are extremely helpful for wire management and easy to use, simply compress and expand into place.

Vox "U" Clips are:

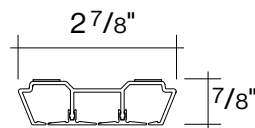
- Fitted on any side of a Vox table rail.
- Adjustable along the entire rail.
- Made of grey ABS.

WIRE MANAGEMENT STRIPS



55021 140

4 pieces




All Vox tables ordered with Forums ship with one 12" piece of adhesive, low profile, wire management strip per Forum.

These can be applied to the underside of the top for light to medium quantities of cabling. You can purchase additional sets of 4.


- 12" length.
- Made of black extruded plastic.

WIRE MANAGEMENT WHEELS



55022 95


2 pieces



This is an alternative solution for storing cables to the underside of the table.

This soft plastic wire management wheel wraps cords around it, snug cords into one of three wire notches.

- Size: 4" dia x 1-17/32" H
- Available in black.

	Model Number	List Price	Product Description
<p>HIGH PERFORMANCE SURGE PROTECTOR</p> 	55023	910	<p>When utilizing multiple Vox Forums in any table top a consolidation point for power may be necessary to reduce the quantity of power cables to the floor. The following power unit/surge protector comes equipped to attach directly to the Vox table rail. It snaps anywhere along and into the rail and can easily be moved or removed.</p> <p>This power unit/surge protector totally integrates into the Vox system. It is high quality and provides maximum protection for all advanced and critical electronic, network, and computer applications.</p> <ul style="list-style-type: none"> • UL listed, CSA Certified • 33,000 amp surge current protection • 290 volt clamping voltage (actual) • EM1/RFI noise reduction 60db • Lifetime Warranty • power distribution with 6 positions-15amp 120volt • manual on/off switch • power indication light-is lit when power is on • 15 amp overload protector (can be reset when tripped), - if too much equipment is being used and too many amps are being drawn the power bar will automatically shut off • fail-safe auto shutdown circuitry: the power will be automatically and permanently shutdown once the surge suppression has been consumed • six foot cord length

Model Number Colour List Price Product Description

VOX® CABLE CONDUIT

Vox® Expandable Cable Conduit



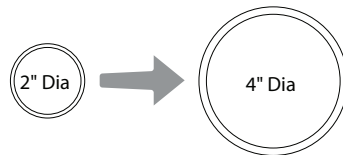
Expandable Cable Conduit for Standard Height

55024-B	Black	1,165
55024-S	Silver	1,165
55024-C	Clear	1,165

Expandable Cable Conduit for Standing Height

55024-BXL	Black	1,235
55024-SXL	Silver	1,235
55024-CXL	Clear	1,235

Note: Expandable Cable Conduit for height adjustable tables are 42" long.



The Vox® Expandable Cable Conduit is made of woven, flexible plastic wire. Its unique properties allow it to expand and contract to allow for different cable capacities.

A "U" bracket at the top attaches to the support rail. An 8" diameter counter weight is incorporated at the base which can be positioned to accommodate core drills or receptacle positions. Inside hole diameter is 3.5".

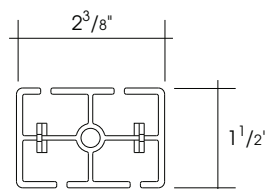
Cable capacity range is from two inches to four inches.

Shipped with extra length, the Vox expandable cable conduit can easily be shortened on site if required.

Vox® Linked Cable Conduit



55025-B	Black	1,270
55025-S	Silver	1,270
55025-C	Clear	1,270



The Vox® Linked Cable Conduit is comprised of a series of plastic elements that are divided into 4 cavities.

As an assembly it bends in a single direction but may also be rotated about its top mount.

A "U" bracket at the top attaches to the support rail.

An 8" diameter counter weight is incorporated at the base which can be positioned to accommodate core drills or receptacle positions. Inside hole diameter is 3.5".

- 2" long segments can be removed to desired length.
- Wire capacity: eighteen 16 gauge cables.

nienkämper
International Inc.

CREDENZAS



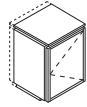
2025

SIMPLE CREDENZAS ON GLIDES

Designer – Nienkämper



Self Edge (SE)

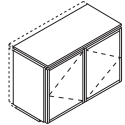


Model Number	Cabinet Finish	Top Finish	L"	X	D"	X	H"	List Price
* 36101/2	Wood	Wood	23 $\frac{3}{8}$		20		34 $\frac{1}{4}$	3,175
36101/3	Paint	Wood						2,850
36101/5	Wood	Laminate						3,015
36101/4	Paint	Laminate						2,715

Frosted Glass Doors - Add "/G" to model # and \$100 to price.

* 36111/2	Wood	Wood	23 $\frac{3}{8}$		25 $\frac{1}{8}$		34 $\frac{1}{4}$	3,615
36111/3	Paint	Wood						3,235
36111/5	Wood	Laminate						3,420
36111/4	Paint	Laminate						3,080

Frosted Glass Doors - Add "/G" to model # and \$100 to price.

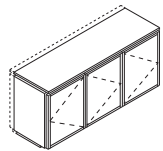


* 36102/2	Wood	Wood	47 $\frac{1}{4}$		20		34 $\frac{1}{4}$	4,210
36102/3	Paint	Wood						3,775
36102/5	Wood	Laminate						3,990
36102/4	Paint	Laminate						3,615

Frosted Glass Doors - Add "/G" to model # and \$200 to price.

* 36112/2	Wood	Wood	47 $\frac{1}{4}$		25 $\frac{1}{8}$		34 $\frac{1}{4}$	4,770
36112/3	Paint	Wood						4,285
36112/5	Wood	Laminate						4,540
36112/4	Paint	Laminate						4,090

Frosted Glass Doors - Add "/G" to model # and \$200 to price.



** 36103/2	Wood	Wood	70 $\frac{3}{8}$		20		34 $\frac{1}{4}$	5,890
36103/3	Paint	Wood						5,305
36103/5	Wood	Laminate						5,595
36103/4	Paint	Laminate						5,035

Frosted Glass Doors - Add "/G" to model # and \$300 to price.

** 36113/2	Wood	Wood	70 $\frac{3}{8}$		25 $\frac{1}{8}$		34 $\frac{1}{4}$	6,680
36113/3	Paint	Wood						6,025
36113/5	Wood	Laminate						6,345
36113/4	Paint	Laminate						5,715

Frosted Glass Doors - Add "/G" to model # and \$300 to price.

* Cabinet in 1 piece. Top in 1 piece.

** Cabinet in 2 pieces. Top in 1 piece.

SIMPLE credenzas are available in two standard depths 20" and 25 $\frac{1}{8}$ ".

Standard finish options are selected by model number:

- Wood case with wood top
- Paint case with wood top
- Wood case with laminate top
- Paint case with laminate top

Doors have chrome pull as standard.

Cabinets are built in sections not exceeding three pedestal widths with tops shipped separately. Tops longer than 118" in length are made in two pieces.

To enhance the function of your credenza a range of optional interiors can be selected from the Vox Planning Guide.

Refrigerators and Equipment racking are not available in 20" deep credenzas.

Standard features:

- One adjustable shelf per opening
- Self edge on four sides
- Single pedestal interior dimension:
25 $\frac{3}{8}$ " deep 22"w x 23 $\frac{1}{2}$ "d x 30 $\frac{5}{8}$ "
20" deep 22"w x 18 $\frac{1}{8}$ "d x 30 $\frac{5}{8}$ "

- Finished back available upon request

Model # 36104/2

SIMPLE four pedestal credenza with Natural Cherry finish.



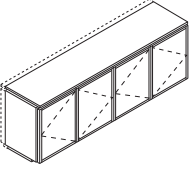
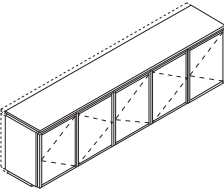
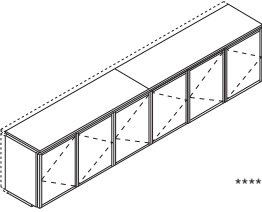


SIMPLE CREDENZAS ON GLIDES

Designer – Nienkämper



Self Edge (SE)



Model Number	Cabinet Finish	Top Finish	L"	X	D"	X	H"	List Price	Product Description
	36104/2	Wood	Wood	94½	20	34¼		6,915	SIMPLE credenzas are available in two standard depths 20" and 25 ½". Standard finish options are selected by model number: <ul style="list-style-type: none"> • Wood case with wood top • Paint case with wood top • Wood case with laminate top • Paint case with laminate top Doors have chrome pull as standard. Cabinets are built in sections not exceeding three pedestal widths with tops shipped separately. Tops longer than 118" in length are made in two pieces.
	36104/3	Paint	Wood					6,230	
	36104/5	Wood	Laminate					6,580	
	36104/4	Paint	Laminate					5,925	
Frosted Glass Doors - Add "/G" to model # and \$400 to price.									
	36114/2	Wood	Wood	94½	25 ½	34¼		7,860	To enhance the function of your credenza a range of optional interiors can be selected from the Vox Planning Guide. Refrigerators and Equipment racking 270-271 are not available in 20" deep credenzas. Standard features: <ul style="list-style-type: none"> • One adjustable shelf per opening • Self edge on four sides • Single pedestal interior dimension: 25 ¾" deep 22"w x 23 ½"d x 30 5/8" 20" deep 22"w x 18 ½"d x 30 5/8" • Finished back available upon request
	36114/3	Paint	Wood					7,070	
	36114/5	Wood	Laminate					7,470	
	36114/4	Paint	Laminate					6,710	
Frosted Glass Doors - Add "/G" to model # and \$400 to price.									
	36105/2	Wood	Wood	118 ½	20	34¼		8,320	To enhance the function of your credenza a range of optional interiors can be selected from the Vox Planning Guide. Refrigerators and Equipment racking 270-271 are not available in 20" deep credenzas. Standard features: <ul style="list-style-type: none"> • One adjustable shelf per opening • Self edge on four sides • Single pedestal interior dimension: 25 ¾" deep 22"w x 23 ½"d x 30 5/8" 20" deep 22"w x 18 ½"d x 30 5/8" • Finished back available upon request
	36105/3	Paint	Wood					7,495	
	36105/5	Wood	Laminate					7,805	
	36105/4	Paint	Laminate					7,115	
Frosted Glass Doors - Add "/G" to model # and \$500 to price.									
	36115/2	Wood	Wood	118 ½	25 ½	34¼		9,450	To enhance the function of your credenza a range of optional interiors can be selected from the Vox Planning Guide. Refrigerators and Equipment racking 270-271 are not available in 20" deep credenzas. Standard features: <ul style="list-style-type: none"> • One adjustable shelf per opening • Self edge on four sides • Single pedestal interior dimension: 25 ¾" deep 22"w x 23 ½"d x 30 5/8" 20" deep 22"w x 18 ½"d x 30 5/8" • Finished back available upon request
	36115/3	Paint	Wood					8,515	
	36115/5	Wood	Laminate					8,980	
	36115/4	Paint	Laminate					8,075	
Frosted Glass Doors - Add "/G" to model # and \$500 to price.									
	36106/2	Wood	Wood	141 ¾	20	34¼		9,630	To enhance the function of your credenza a range of optional interiors can be selected from the Vox Planning Guide. Refrigerators and Equipment racking 270-271 are not available in 20" deep credenzas. Standard features: <ul style="list-style-type: none"> • One adjustable shelf per opening • Self edge on four sides • Single pedestal interior dimension: 25 ¾" deep 22"w x 23 ½"d x 30 5/8" 20" deep 22"w x 18 ½"d x 30 5/8" • Finished back available upon request
	36106/3	Paint	Wood					8,670	
	36106/5	Wood	Laminate					9,165	
	36106/4	Paint	Laminate					8,240	
Frosted Glass Doors - Add "/G" to model # and \$600 to price.									
	36116/2	Wood	Wood	141 ¾	25 ½	34¼		10,940	To enhance the function of your credenza a range of optional interiors can be selected from the Vox Planning Guide. Refrigerators and Equipment racking 270-271 are not available in 20" deep credenzas. Standard features: <ul style="list-style-type: none"> • One adjustable shelf per opening • Self edge on four sides • Single pedestal interior dimension: 25 ¾" deep 22"w x 23 ½"d x 30 5/8" 20" deep 22"w x 18 ½"d x 30 5/8" • Finished back available upon request
	36116/3	Paint	Wood					9,845	
	36116/5	Wood	Laminate					10,390	
	36116/4	Paint	Laminate					9,365	
Frosted Glass Doors - Add "/G" to model # and \$600 to price.									

** Cabinet in 2 piece. Top in 1 piece.

*** Cabinet in 3 pieces. Top in 1 piece.

**** Cabinet in 3 pieces. Top in 2 piece.

Model # 36104/2
SIMPLE four pedestal credenza with Natural Cherry finish.

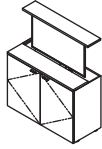


SIMPLE CREDENZAS ON GLIDES WITH MEDIA LIFT

Designer – Nienkämper



Self Edge (SE)



Model Number	Cabinet Finish	Top Finish	L" X D" X H"	List Price	Product Description
* 36107/2	Wood	Wood	47½" X 20" X 29"	12,415	
36107/3	Paint	Wood		11,895	
36107/5	Wood	Laminate		12,145	
36107/4	Paint	Laminate		11,685	

* 36117/2	Wood	Wood	47½" X 25⅝" X 29"	13,075	
36117/3	Paint	Wood		12,510	
36117/5	Wood	Laminate		12,885	
36117/4	Paint	Laminate		12,265	

SIMPLE credenzas with Media Lift are available in two standard depths 20" and 25⅝".

Standard finish options are selected by model number:

- Wood case with wood top
- Paint case with wood top
- Wood case with laminate top
- Paint case with laminate top
- All models with finished back.

Media lift can swivel 180 degrees. The maximum TV size it can accommodate is 50". The TV dimension not to exceed 43.9" w x 25.4" h x 4 ½" d.

TV is not included in list price.

Media Lift can accommodate a larger size TV without swivel option.

Media lift can also be installed on Vox credenzas, please contact customer service at 1 800 668 9318 for pricing.

Doors have chrome pull as standard with Media Lift installed at the center pedestals.

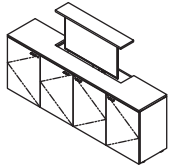
To enhance the function of your credenza a range of optional interiors can be selected from the Vox Planning Guide.

Refrigerators and Equipment racking are not available in 20" deep credenzas.

Standard features:

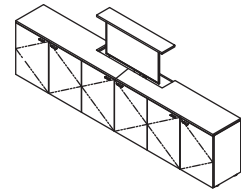
- One adjustable shelf per opening for single pedestal
- Two narrow adjustable shelves in front of Media Lift center pedestals
- Self edge on four sides
- Single pedestal interior dimension:
25⅝" deep 22" w x 23½" d x 30 ⅝"
20" deep 22" w x 18⅝" d x 30⅝"

• Finished back available upon request



** 36108/2	Wood	Wood	94½" X 20" X 29"	15,675	
36108/3	Paint	Wood		14,845	
36108/5	Wood	Laminate		15,255	
36108/4	Paint	Laminate		14,460	

** 36118/2	Wood	Wood	94½" X 25⅝" X 29"	16,780	
36118/3	Paint	Wood		15,835	
36118/5	Wood	Laminate		16,315	
36118/4	Paint	Laminate		15,420	



*** 36109/2	Wood	Wood	141¾" X 20" X 29"	18,915	
36109/3	Paint	Wood		17,775	
36109/5	Wood	Laminate		18,345	
36109/4	Paint	Laminate		17,250	

*** 36119/2	Wood	Wood	141¾" X 25⅝" X 29"	20,490	
36119/3	Paint	Wood		19,175	
36119/5	Wood	Laminate		20,330	
36119/4	Paint	Laminate		18,600	

Model # 36108/4

SIMPLE credenza with Media Lift in white P-lam



- * Cabinet in 1 piece. Top in 1 piece.
- ** Cabinet in 3 pieces. Top in 1 piece.
- *** Cabinet in 3 pieces. Top in 2 pieces.

CREDENZA

Linear Credenza Designer – Nienkämper



Model Number	Case Finish	Door Finish	L"	D"	H"	List Price	Product Description
2 DOOR CREDENZA							
	Wood	Wood	38 ¹⁵ / ₁₆	20	29		<p>Linear Credenzas are available in 2 depths (20", 25.125") and 2 heights (29", 34.25")</p> <p>Standard finish options selected by model number.</p> <p>Doors are standard with touch catches.</p> <p>Drawers are standard with touch to open sprung bottom mounted slides.</p> <p>Door / Drawer pulls are available but not standard. Contact customer service for pricing and options.</p> <p>The Linear Credenza has a radius, solid wood corner-species matched to veneer.</p> <p>Credenzas ship fully assembled with a maximum size of 97.5"L x 25.125"D x 34.25"</p> <p>1" thick adjustable shelf is standard for each opening.</p>
	Paint	Wood					
	Wood	Laminate					
	Paint	Laminate					
	Wood	Wood	38 ¹⁵ / ₁₆	20	34 ¹ / ₄		
	Paint	Wood					
	Wood	Laminate					
	Paint	Laminate					
	Wood	Wood	38 ¹⁵ / ₁₆	25 ¹ / ₈	29		
	Paint	Wood					
	Wood	Laminate					
	Paint	Laminate					
	Wood	Wood	38 ¹⁵ / ₁₆	25 ¹ / ₈	34 ¹ / ₄		
	Paint	Wood					
	Wood	Laminate					
	Paint	Laminate					
3 DOOR CREDENZA							
	Wood	Wood	38 ¹⁵ / ₁₆ "	20"	29"		
	Paint	Wood					
	Wood	Laminate					
	Paint	Laminate					
	Wood	Wood	58 ⁵ / ₈ "	20"	34 ¹ / ₄ "		
	Paint	Wood					
	Wood	Laminate					
	Paint	Laminate					
	Wood	Wood	58 ⁵ / ₈ "	25 ¹ / ₈ "	29"		
	Paint	Wood					
	Wood	Laminate					
	Paint	Laminate					
	Wood	Wood	58 ⁵ / ₈ "	25 ¹ / ₈ "	34 ¹ / ₄ "		
	Paint	Wood					
	Wood	Laminate					
	Paint	Laminate					
2 DOOR / 3 DRAWER CREDENZA							
	Wood	Wood	38 ¹⁵ / ₁₆ "	20"	29"		
	Paint	Wood					
	Wood	Laminate					
	Paint	Laminate					
	Wood	Wood	58 ⁵ / ₈ "	20"	34 ¹ / ₄ "		
	Paint	Wood					
	Wood	Laminate					
	Paint	Laminate					
	Wood	Wood	58 ⁵ / ₈ "	25 ¹ / ₈ "	29"		
	Paint	Wood					
	Wood	Laminate					
	Paint	Laminate					
	Wood	Wood	58 ⁵ / ₈ "	25 ¹ / ₈ "	34 ¹ / ₄ "		
	Paint	Wood					
	Wood	Laminate					
	Paint	Laminate					
2 DOOR / 4 DRAWER CREDENZA							
	Wood	Wood	38 ¹⁵ / ₁₆ "	20"	29"		
	Paint	Wood					
	Wood	Laminate					
	Paint	Laminate					
	Wood	Wood	58 ⁵ / ₈ "	20"	34 ¹ / ₄ "		
	Paint	Wood					
	Wood	Laminate					
	Paint	Laminate					
	Wood	Wood	58 ⁵ / ₈ "	25 ¹ / ₈ "	29"		
	Paint	Wood					
	Wood	Laminate					
	Paint	Laminate					
	Wood	Wood	58 ⁵ / ₈ "	25 ¹ / ₈ "	34 ¹ / ₄ "		
	Paint	Wood					
	Wood	Laminate					
	Paint	Laminate					

FOR CURRENT PRICING PLEASE CONTACT CUSTOMER SERVICE AT 800.668.9318



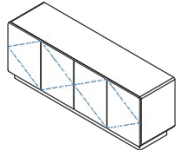
CREDENZA

Linear Credenza Designer – Nienkämper



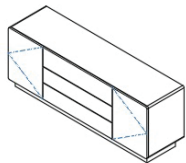
Model Number	Case Finish	Door Finish	L"	D"	H"	List Price	Product Description
--------------	-------------	-------------	----	----	----	------------	---------------------

4 DOOR CREDENZA



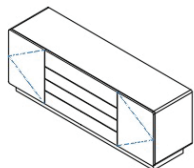
Wood	Wood	78"	20"	29"
Paint	Wood			
Wood	Laminate			
Paint	Laminate			
Wood	Wood	78"	20"	29"
Paint	Wood			
Wood	Laminate			
Paint	Laminate			
Wood	Wood	78"	25 1/8"	29"
Paint	Wood			
Wood	Laminate			
Paint	Laminate			
Wood	Wood	78"	25 1/8"	34 1/4"
Paint	Wood			
Wood	Laminate			
Paint	Laminate			

2 DOOR / 3 DRAWER CREDENZA



Wood	Wood	78"	20"	29"
Paint	Wood			
Wood	Laminate			
Paint	Laminate			
Wood	Wood	78"	20"	34 1/4"
Paint	Wood			
Wood	Laminate			
Paint	Laminate			
Wood	Wood	78"	25 1/8"	29"
Paint	Wood			
Wood	Laminate			
Paint	Laminate			
Wood	Wood	78"	25 1/8"	34 1/4"
Paint	Wood			
Wood	Laminate			
Paint	Laminate			

2 DOOR / 4 DRAWER CREDENZA



Wood	Wood	78"	20"	29"
Paint	Wood			
Wood	Laminate			
Paint	Laminate			
Wood	Wood	78"	20"	34 1/4"
Paint	Wood			
Wood	Laminate			
Paint	Laminate			
Wood	Wood	78"	25 1/8"	29"
Paint	Wood			
Wood	Laminate			
Paint	Laminate			
Wood	Wood	78"	25 1/8"	34 1/4"
Paint	Wood			
Wood	Laminate			
Paint	Laminate			

FOR CURRENT PRICING PLEASE CONTACT CUSTOMER SERVICE AT 800.668.9318

Linear Credenzas are available in 2 depths (20", 25.125") and 2 heights (29", 34.25")

Standard finish options selected by model number.

Doors are standard with touch catches.

Drawers are standard with touch to open sprung bottom mounted slides.

Door / Drawer pulls are available but not standard. Contact customer service for pricing and options.

The Linear Credenza has a radius, solid wood corner-species matched to veneer.

Credenzas ship fully assembled with a maximum size of 97.5"L x 25.125"D x 34.25"

1" thick adjustable shelf is standard for each opening.



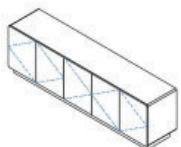
CREDENZA

Linear Credenza Designer – Nienkämper



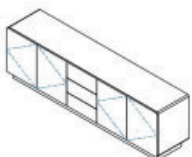
Model Number	Case Finish	Case Finish	L"	D"	H"	List Price	Product Description
--------------	-------------	-------------	----	----	----	------------	---------------------

5 DRAWER CREDENZA



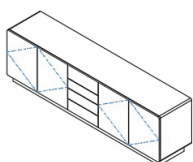
Wood	Wood	97½"	20"	29"
Paint	Wood			
Wood	Laminate			
Paint	Laminate			
Wood	Wood	97½"	20"	34¼"
Paint	Wood			
Wood	Laminate			
Paint	Laminate			
Wood	Wood	97½"	25⅝"	29"
Paint	Wood			
Wood	Laminate			
Paint	Laminate			
Wood	Wood	97½"	25⅝"	34¼"
Paint	Wood			
Wood	Laminate			
Paint	Laminate			

4 DOOR / 3 DRAWER CREDENZA



Wood	Wood	97½"	20"	29"
Paint	Wood			
Wood	Laminate			
Paint	Laminate			
Wood	Wood	97½"	20"	34¼"
Paint	Wood			
Wood	Laminate			
Paint	Laminate			
Wood	Wood	97½"	25⅝"	29"
Paint	Wood			
Wood	Laminate			
Paint	Laminate			
Wood	Wood	97½"	25⅝"	34¼"
Paint	Wood			
Wood	Laminate			
Paint	Laminate			

4 DOOR / 4 DRAWER CREDENZA



Wood	Wood	97½"	20"	29"
Paint	Wood			
Wood	Laminate			
Paint	Laminate			
Wood	Wood	97½"	20"	34¼"
Paint	Wood			
Wood	Laminate			
Paint	Laminate			
Wood	Wood	97½"	25⅝"	29"
Paint	Wood			
Wood	Laminate			
Paint	Laminate			
Wood	Wood	97½"	25⅝"	34¼"
Paint	Wood			
Wood	Laminate			
Paint	Laminate			

Linear Credenzas are available in 2 depths (20", 25.125") and 2 heights (29", 34.25")

Standard finish options selected by model number.

Doors are standard with touch catches.

Drawers are standard with touch to open sprung bottom mounted slides.


Door / Drawer pulls are available but not standard. Contact customer service for pricing and options.

The Linear Credenza has a radius, solid wood corner-species matched to veneer.

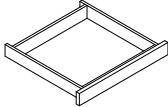
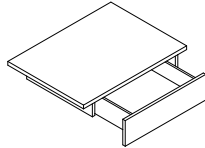
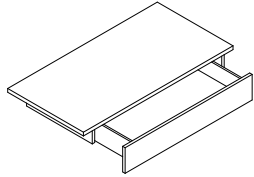
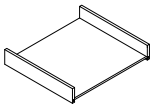

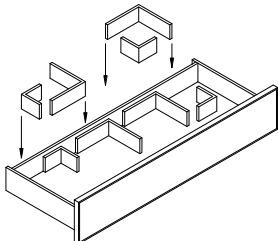
Credenzas ship fully assembled with a maximum size of 97.5"L x 25.125"D x 34.25"

1" thick adjustable shelf is standard for each opening.

FOR CURRENT PRICING PLEASE CONTACT CUSTOMER SERVICE AT 800.668.9318



CREDENZA INTERIOR OPTIONS

	Model Number	L"	x	D"	x	H"	List Price	Product Description
<p><u>SINGLE PEDESTAL FIXED DRAWER</u></p> 	28707	21		20 ³ / ₁₆		3 ¹ / ₂	755	<ul style="list-style-type: none"> • drawer assembly attaches to sub-top and can be added to a credenza at any time • fits into 1-ped & 2-ped openings (two can fit into a 2-ped opening) • drawer interior and face veneered and finished to match credenza • interior dimensions: 17-1/4"W x 16-1/16"D x 2-1/4"H • accommodates cutlery tray model (#28705)
<p><u>SINGLE PEDESTAL ADJUSTABLE SHELF WITH DRAWER</u></p> 	23422	21 ⁷ / ₈		23 ¹ / ₁₆		7 ¹⁵ / ₁₆	925	<ul style="list-style-type: none"> • height-adjustable shelf with box drawer fits inside 1-ped opening • equipped with self-closing slides • drawer interior is black melamine • drawer face and shelf are veneered and finished to match credenza • interior dimensions: 15-1/8"W x 16"D x 4"H
<p><u>DOUBLE PEDESTAL ADJUSTABLE SHELF WITH DRAWER</u></p> 	23423	45 ⁹ / ₁₆		23 ¹ / ₁₆		7 ¹⁵ / ₁₆	1,225	<ul style="list-style-type: none"> • height-adjustable shelf with box drawer fits inside 2-ped opening • equipped with self-closing slides • drawer interior is black melamine • drawer face and shelf are veneered and finished to match credenza • interior dimensions: 34-1/4"W x 16"D x 4"H
<p><u>CUTLERY TRAY SURROUND</u></p> 	28706	18 ¹ / ₄		16		3	255	<ul style="list-style-type: none"> • fits into single ped fixed drawer (#28707), and single / double adjustable shelf drawer (#23422, #23423) • surround is veneer and finished to match credenza • accommodates cutlery tray - model #28705
<p><u>CUTLERY TRAY</u></p> 	28705	17 ¹ / ₄		16		2 ¹ / ₈	180	<ul style="list-style-type: none"> • plastic tray has 6 compartments (5 small, 1 large) • silver in color • fits into single adjustable shelf with drawer (#28707), and surround (28706)
<p><u>DOUBLE PEDESTAL BOX DRAWER DIVIDERS</u> 4 LARGE & 4 SMALL INCLUDED</p> 	28709	4 ¹ / ₄		4 ¹ / ₄		3	730	<ul style="list-style-type: none"> • "L"- shaped dividers for interior of 2-ped box drawer • used to organize drawer space • bottom of divider has hook-side velcro, and attaches to tempo fabric drawer liner (included) • rift-cut veneer and finished to match credenza
				4 Large				
				7 ⁷ / ₈		7 ⁷ / ₈	3	
				4 Small				

CREDENZA INTERIOR OPTIONS



Model # 28707

Single Pedestal Fixed Drawer

Shown with optional cutlery tray model #28705

- Fits into single pedestal opening



Model # 23423


Double Pedestal Adjustable Shelf with Drawer

- Positions are pre-drilled for all 2 pedestal wide openings

Model # 23422

Single Pedestal Adjustable Shelf with Drawer

- Same features as model #23423 but fits into single pedestal opening



Model # 28709






Double Pedestal Box Drawer Dividers

- This accessory allows large drawer interiors to be divided and re-arranged as required
- Velcro fabric drawer bottom included

CREDENZA INTERIOR OPTIONS

STANDARD FEATURES

Vox credenzas reflect Nienkämper's commitment to producing well-made furniture that functions superbly. The optional interiors have been designed to enhance the basic design. The refrigerator selected is traditionally used in hospitality applications. *Most refrigerators cannot be accommodated in 20" deep credenzas.*

	Model Number	L" x	D" x	H"	List Price	Product Description
REFRIGERATOR						
	23449	18	20½	20½	1,820	Model # 23449 <ul style="list-style-type: none"> all necessary cutouts, ventilation, elevated black base and grommets are provided refrigerator door opens separately from credenza door field reversible door hinge 1.8 cu.ft. (51 litre) refrigeration capacity removable shelves and in door storage fits into single pedestal width of 29" high and 34¼" high credenzas on legs See compatibility chart for position / credenza details on pg 257
PREMIUM REFRIGERATOR U-LINE 29R						
	23452	20¾	23	28½	6,050	Model # 23452 <ul style="list-style-type: none"> all necessary cutouts, ventilation and mounting hardware for the refrigerator is provided The refrigerator door is finished in stainless steel and opens separately from the credenza door. refrigerator door is hinged on the same side as credenza door 3.5 cu. ft. refrigeration capacity adjustable tempered glass shelves adjustable temperature controls case and frame are matte black with a brushed stainless steel door see compatibility chart for position / credenza details pg 257
	23459				600	
	Model # 23459 is Interior Only (for client's own refrigerator including ventilation slot & grommet at the back)					
MINI REFRIGERATOR						
	23520	13¾	17¼	19¼	1,495	Model # 23520 <ul style="list-style-type: none"> refrigerator door opens separately from credenza door field reversible door hinge 0.85cu.ft. (24 liter) capacity adjustable wire shelf LED lighting and key lock see compatibility chart for position / credenza details pg 257
SINGLE DRAWER REFRIGERATOR						
	23521	21½	22¼	17¾	4,990	Model # 23521 & 23522 <ul style="list-style-type: none"> refrigerator drawer is mounted to wood face and opens with credenza drawer LED lighting digital thermostat 1.6cu.ft. (45 liter) capacity see compatibility chart for position / credenza details pg 257
	23522	23½	22⅞	17¾	5,635	
DOUBLE DRAWER REFRIGERATOR						
	23524	17¾	23¼	31½	6,420	Model # 23524 & 23525 <ul style="list-style-type: none"> refrigerator drawer is mounted to wood face and opens with credenza drawer LED lighting digital thermostat 3.4cu.ft. (96 liter) capacity 3.7cu.ft. (105 liter) capacity see compatibility chart for position / credenza details pg 257
	23525	23⅝	22¾	32	7,240	

CREDENZA INTERIOR OPTIONS

				2 DRAWER		1 DRAWER		1 DOOR	1 DOOR	1 DOOR	
		NIENKÄMPER MDL#		23524	23525	23521	23522	23520	23452	23449	
		STYLE	DEPTH	HEIGHT	17.75"W X 22.75" X 23.25"H	23.375"W X 22.75" X 32"H	21.5"W X 22.25"D X 17.75"H	23.5"W X 22.25"D X 17.75"H	13.75"W X 17.25"D X 19.25"H	20.938"W X 23.375"D X 28.438"H	17.813"W X 20.063" X 20.375"
	1 PED CASE	25.375"	34.25"	<input type="checkbox"/>	<input type="checkbox"/>	<input checked="" type="checkbox"/>	<input type="checkbox"/>	<input checked="" type="checkbox"/>	<input checked="" type="checkbox"/>	<input checked="" type="checkbox"/>	
		20"	34.25"	<input type="checkbox"/>	<input type="checkbox"/>	<input type="checkbox"/>	<input type="checkbox"/>	<input checked="" type="checkbox"/>	<input type="checkbox"/>	<input type="checkbox"/>	
		25.375"	34.25"	<input type="checkbox"/>	<input type="checkbox"/>	<input checked="" type="checkbox"/>	<input type="checkbox"/>	<input checked="" type="checkbox"/>	<input checked="" type="checkbox"/>	<input checked="" type="checkbox"/>	
	2 PED CASE	20"	34.25"	<input type="checkbox"/>	<input type="checkbox"/>	<input type="checkbox"/>	<input type="checkbox"/>	<input type="checkbox"/>	<input checked="" type="checkbox"/>	<input type="checkbox"/>	<input type="checkbox"/>
		25.375"	34.25"	<input type="checkbox"/>	<input type="checkbox"/>	<input checked="" type="checkbox"/>	<input type="checkbox"/>	<input type="checkbox"/>	<input checked="" type="checkbox"/>	<input checked="" type="checkbox"/>	<input checked="" type="checkbox"/>
		25.375"	34.25"	<input type="checkbox"/>	<input type="checkbox"/>	<input checked="" type="checkbox"/>	<input type="checkbox"/>	<input type="checkbox"/>	<input checked="" type="checkbox"/>	<input checked="" type="checkbox"/>	<input checked="" type="checkbox"/>
3 PED CASE	20"	34.25"	<input type="checkbox"/>	<input type="checkbox"/>	<input type="checkbox"/>	<input type="checkbox"/>	<input type="checkbox"/>	<input checked="" type="checkbox"/>	<input type="checkbox"/>	<input type="checkbox"/>	
	25.375"	34.25"	<input type="checkbox"/>	<input type="checkbox"/>	<input checked="" type="checkbox"/>	<input type="checkbox"/>	<input type="checkbox"/>	<input checked="" type="checkbox"/>	<input checked="" type="checkbox"/>	<input checked="" type="checkbox"/>	
VOX ON LEGS											
	1 PED CASE	25.25"	34.25"	<input type="checkbox"/>	<input type="checkbox"/>	<input checked="" type="checkbox"/>	<input type="checkbox"/>	<input checked="" type="checkbox"/>	<input type="checkbox"/>	<input checked="" type="checkbox"/>	
		29"	34.25"	<input type="checkbox"/>	<input type="checkbox"/>	<input checked="" type="checkbox"/>	<input type="checkbox"/>	<input checked="" type="checkbox"/>	<input type="checkbox"/>	<input checked="" type="checkbox"/>	
		19.75"	34.25"	<input type="checkbox"/>	<input type="checkbox"/>	<input type="checkbox"/>	<input type="checkbox"/>	<input type="checkbox"/>	<input type="checkbox"/>	<input type="checkbox"/>	<input type="checkbox"/>
		29"	34.25"	<input type="checkbox"/>	<input type="checkbox"/>	<input type="checkbox"/>	<input type="checkbox"/>	<input checked="" type="checkbox"/>	<input type="checkbox"/>	<input type="checkbox"/>	<input type="checkbox"/>
		19.75"	34.25"	<input type="checkbox"/>	<input type="checkbox"/>	<input type="checkbox"/>	<input type="checkbox"/>	<input type="checkbox"/>	<input type="checkbox"/>	<input type="checkbox"/>	<input type="checkbox"/>
		25.25"	34.25"	<input type="checkbox"/>	<input type="checkbox"/>	<input checked="" type="checkbox"/>	<input type="checkbox"/>	<input checked="" type="checkbox"/>	<input type="checkbox"/>	<input checked="" type="checkbox"/>	<input checked="" type="checkbox"/>
	2 PED CASE	29"	34.25"	<input type="checkbox"/>	<input type="checkbox"/>	<input checked="" type="checkbox"/>	<input type="checkbox"/>	<input type="checkbox"/>	<input checked="" type="checkbox"/>	<input type="checkbox"/>	<input checked="" type="checkbox"/>
		19.75"	34.25"	<input type="checkbox"/>	<input type="checkbox"/>	<input type="checkbox"/>	<input type="checkbox"/>	<input type="checkbox"/>	<input type="checkbox"/>	<input type="checkbox"/>	<input type="checkbox"/>
		25.25"	34.25"	<input type="checkbox"/>	<input type="checkbox"/>	<input type="checkbox"/>	<input type="checkbox"/>	<input type="checkbox"/>	<input type="checkbox"/>	<input type="checkbox"/>	<input type="checkbox"/>
		29"	34.25"	<input type="checkbox"/>	<input type="checkbox"/>	<input type="checkbox"/>	<input type="checkbox"/>	<input type="checkbox"/>	<input checked="" type="checkbox"/>	<input type="checkbox"/>	<input type="checkbox"/>
		19.75"	34.25"	<input type="checkbox"/>	<input type="checkbox"/>	<input type="checkbox"/>	<input type="checkbox"/>	<input type="checkbox"/>	<input type="checkbox"/>	<input type="checkbox"/>	<input type="checkbox"/>
		25.25"	34.25"	<input type="checkbox"/>	<input type="checkbox"/>	<input type="checkbox"/>	<input type="checkbox"/>	<input type="checkbox"/>	<input type="checkbox"/>	<input type="checkbox"/>	<input type="checkbox"/>
SIMPLE CREDENZA											
	1 PED CASE	25.125"	34.25"	<input checked="" type="checkbox"/>	<input type="checkbox"/>	<input checked="" type="checkbox"/>	<input type="checkbox"/>	<input checked="" type="checkbox"/>	<input checked="" type="checkbox"/>	<input checked="" type="checkbox"/>	
		29"	34.25"	<input type="checkbox"/>	<input type="checkbox"/>	<input checked="" type="checkbox"/>	<input type="checkbox"/>	<input checked="" type="checkbox"/>	<input type="checkbox"/>	<input checked="" type="checkbox"/>	
		20"	34.25"	<input type="checkbox"/>	<input type="checkbox"/>	<input type="checkbox"/>	<input type="checkbox"/>	<input checked="" type="checkbox"/>	<input type="checkbox"/>	<input type="checkbox"/>	
		29"	34.25"	<input type="checkbox"/>	<input type="checkbox"/>	<input type="checkbox"/>	<input type="checkbox"/>	<input checked="" type="checkbox"/>	<input type="checkbox"/>	<input type="checkbox"/>	
	2 PED CASE	25.125"	34.25"	<input checked="" type="checkbox"/>	<input type="checkbox"/>	<input checked="" type="checkbox"/>	<input type="checkbox"/>	<input checked="" type="checkbox"/>	<input checked="" type="checkbox"/>	<input checked="" type="checkbox"/>	<input checked="" type="checkbox"/>
		29"	34.25"	<input type="checkbox"/>	<input type="checkbox"/>	<input checked="" type="checkbox"/>	<input type="checkbox"/>	<input checked="" type="checkbox"/>	<input type="checkbox"/>	<input type="checkbox"/>	<input checked="" type="checkbox"/>
		20"	34.25"	<input type="checkbox"/>	<input type="checkbox"/>	<input type="checkbox"/>	<input type="checkbox"/>	<input checked="" type="checkbox"/>	<input type="checkbox"/>	<input type="checkbox"/>	<input type="checkbox"/>
		29"	34.25"	<input type="checkbox"/>	<input type="checkbox"/>	<input type="checkbox"/>	<input type="checkbox"/>	<input checked="" type="checkbox"/>	<input type="checkbox"/>	<input type="checkbox"/>	<input type="checkbox"/>
SIMPLE CREDENZA WITH TV LIFT											
	1 PED CASE	25.125"	34.25"	<input checked="" type="checkbox"/>	<input type="checkbox"/>	<input checked="" type="checkbox"/>	<input type="checkbox"/>	<input checked="" type="checkbox"/>	<input checked="" type="checkbox"/>	<input checked="" type="checkbox"/>	
		29"	34.25"	<input type="checkbox"/>	<input type="checkbox"/>	<input checked="" type="checkbox"/>	<input type="checkbox"/>	<input checked="" type="checkbox"/>	<input type="checkbox"/>	<input checked="" type="checkbox"/>	
		20"	34.25"	<input type="checkbox"/>	<input type="checkbox"/>	<input type="checkbox"/>	<input type="checkbox"/>	<input checked="" type="checkbox"/>	<input type="checkbox"/>	<input type="checkbox"/>	
		29"	34.25"	<input type="checkbox"/>	<input type="checkbox"/>	<input type="checkbox"/>	<input type="checkbox"/>	<input checked="" type="checkbox"/>	<input type="checkbox"/>	<input type="checkbox"/>	
	2 PED CASE	25.125"	34.25"	<input checked="" type="checkbox"/>	<input type="checkbox"/>	<input checked="" type="checkbox"/>	<input type="checkbox"/>	<input checked="" type="checkbox"/>	<input checked="" type="checkbox"/>	<input checked="" type="checkbox"/>	<input checked="" type="checkbox"/>
		29"	34.25"	<input type="checkbox"/>	<input type="checkbox"/>	<input checked="" type="checkbox"/>	<input type="checkbox"/>	<input checked="" type="checkbox"/>	<input type="checkbox"/>	<input type="checkbox"/>	<input checked="" type="checkbox"/>
		20"	34.25"	<input type="checkbox"/>	<input type="checkbox"/>	<input type="checkbox"/>	<input type="checkbox"/>	<input checked="" type="checkbox"/>	<input type="checkbox"/>	<input type="checkbox"/>	<input type="checkbox"/>
		29"	34.25"	<input type="checkbox"/>	<input type="checkbox"/>	<input type="checkbox"/>	<input type="checkbox"/>	<input checked="" type="checkbox"/>	<input type="checkbox"/>	<input type="checkbox"/>	<input type="checkbox"/>
VOX OUTLINE CREDENZA											
	1 PED CASE	25.125"	37"	<input checked="" type="checkbox"/>	<input checked="" type="checkbox"/>	<input checked="" type="checkbox"/>	<input checked="" type="checkbox"/>	<input checked="" type="checkbox"/>	<input checked="" type="checkbox"/>	<input checked="" type="checkbox"/>	
		34.25"	37"	<input type="checkbox"/>	<input type="checkbox"/>	<input checked="" type="checkbox"/>	<input checked="" type="checkbox"/>	<input checked="" type="checkbox"/>	<input checked="" type="checkbox"/>	<input checked="" type="checkbox"/>	
		29"	37"	<input type="checkbox"/>	<input type="checkbox"/>	<input checked="" type="checkbox"/>	<input checked="" type="checkbox"/>	<input checked="" type="checkbox"/>	<input type="checkbox"/>	<input checked="" type="checkbox"/>	
		20"	37"	<input type="checkbox"/>	<input type="checkbox"/>	<input type="checkbox"/>	<input type="checkbox"/>	<input checked="" type="checkbox"/>	<input type="checkbox"/>	<input type="checkbox"/>	
		34.25"	37"	<input type="checkbox"/>	<input type="checkbox"/>	<input type="checkbox"/>	<input type="checkbox"/>	<input checked="" type="checkbox"/>	<input type="checkbox"/>	<input type="checkbox"/>	
	2 PED CASE	29"	37"	<input type="checkbox"/>	<input type="checkbox"/>	<input type="checkbox"/>	<input type="checkbox"/>	<input checked="" type="checkbox"/>	<input type="checkbox"/>	<input type="checkbox"/>	<input type="checkbox"/>
		25.125"	37"	<input checked="" type="checkbox"/>	<input checked="" type="checkbox"/>	<input checked="" type="checkbox"/>	<input checked="" type="checkbox"/>	<input checked="" type="checkbox"/>	<input checked="" type="checkbox"/>	<input checked="" type="checkbox"/>	<input checked="" type="checkbox"/>
		34.25"	37"	<input type="checkbox"/>	<input type="checkbox"/>	<input checked="" type="checkbox"/>	<input checked="" type="checkbox"/>	<input checked="" type="checkbox"/>	<input checked="" type="checkbox"/>	<input checked="" type="checkbox"/>	<input checked="" type="checkbox"/>
		29"	37"	<input type="checkbox"/>	<input type="checkbox"/>	<input checked="" type="checkbox"/>	<input checked="" type="checkbox"/>	<input checked="" type="checkbox"/>	<input type="checkbox"/>	<input checked="" type="checkbox"/>	<input checked="" type="checkbox"/>
		20"	37"	<input type="checkbox"/>	<input type="checkbox"/>	<input type="checkbox"/>	<input type="checkbox"/>	<input checked="" type="checkbox"/>	<input type="checkbox"/>	<input type="checkbox"/>	<input type="checkbox"/>
LINEAR CREDENZA											
	GLUED UP SINGLE CASE	25.125"	34.25"	<input type="checkbox"/>	<input type="checkbox"/>	<input type="checkbox"/>	<input type="checkbox"/>	<input checked="" type="checkbox"/>	<input type="checkbox"/>	<input checked="" type="checkbox"/>	
		20"	34.25"	<input type="checkbox"/>	<input type="checkbox"/>	<input type="checkbox"/>	<input type="checkbox"/>	<input checked="" type="checkbox"/>	<input type="checkbox"/>	<input type="checkbox"/>	
		25.125"	29"	<input type="checkbox"/>	<input type="checkbox"/>	<input type="checkbox"/>	<input type="checkbox"/>	<input checked="" type="checkbox"/>	<input type="checkbox"/>	<input checked="" type="checkbox"/>	
		20"	29"	<input type="checkbox"/>	<input type="checkbox"/>	<input type="checkbox"/>	<input type="checkbox"/>	<input checked="" type="checkbox"/>	<input type="checkbox"/>	<input type="checkbox"/>	
LCS CREDENZA											
	GLUED UP SINGLE CASE	24"	34"	<input type="checkbox"/>	<input type="checkbox"/>	<input type="checkbox"/>	<input type="checkbox"/>	<input checked="" type="checkbox"/>	<input type="checkbox"/>	<input type="checkbox"/>	
		29"	34"	<input type="checkbox"/>	<input type="checkbox"/>	<input type="checkbox"/>	<input type="checkbox"/>	<input type="checkbox"/>	<input type="checkbox"/>	<input type="checkbox"/>	
		18"	34"	<input type="checkbox"/>	<input type="checkbox"/>	<input type="checkbox"/>	<input type="checkbox"/>	<input type="checkbox"/>	<input type="checkbox"/>	<input type="checkbox"/>	
		29"	34"	<input type="checkbox"/>	<input type="checkbox"/>	<input type="checkbox"/>	<input type="checkbox"/>	<input type="checkbox"/>	<input type="checkbox"/>	<input type="checkbox"/>	

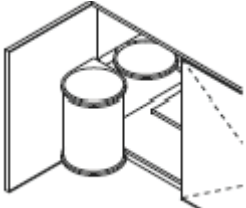
* denotes only compatible with units larger than 2 doors wide. position limited to outer cases only

* denotes limited positions (interior ped only)

CREDENZA INTERIOR OPTIONS

STANDARD FEATURES

Vox credenzas reflect Nienkämper's commitment to producing well-made furniture that functions superbly. The waste receptacle options below have been designed/selected to accommodate most boardroom and office waste and recycling requirements.

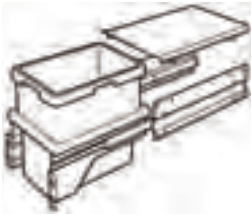

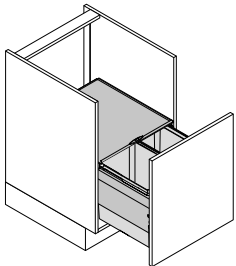
<u>WASTE RECEPTACLE / FIXED SHELF</u>	Model Number	L" x D" x H"	List Price	Product Description
	23454	14 x 12 x 16	1,155	<ul style="list-style-type: none"> the waste receptacle is mounted on the inside gable and opens with the credenza door the waste receptacle can be specified behind any credenza door a short fixed shelf is provided in the remaining area the waste receptacle is housed in a stainless steel canister overall capacity is 20 liters or 5¼ gallons



Model # 23454 Waste Bin with Shelf

CREDENZA INTERIOR OPTIONS

PULL OUT WASTE BIN

	Model Number	L" x D" x H"	List Price	Product Description
SINGLE PULL OUT WASTE BIN				
	23515	10½ x 16 x 17½	1,710	<ul style="list-style-type: none"> 1 - 30 litre (8 gallons) bin plastic bin in grey, lid and bin holder in steel with silver grey epoxy-coated soft closing mechanism mounted to the inside of door and side gables of a single pedestal pull must be specified for the credenza list price included the upcharge for modification of casing and pull out door Single Pull Out Waste Bin can be installed inside credenza of 20"D or 25-1/2"D with 29"H or 34-1/4" or 34-1/2"H credenzas
DOUBLE PULL OUT WASTE & RECYCLE BIN - FRONT TO BACK				
	23516	16½ x 20¾ x 21½	1,835	<ul style="list-style-type: none"> 2-38 litre (10 gallons) bins 2 plastic bins in grey, lid and bin holder in steel with silver grey epoxy-coated soft closing mechanism mounted to the inside of door and side gables of a single pedestal pull must be specified for the credenza list price included the upcharge for modification of casing and pull out door Double Pull Out Waste & Recycle Bin - Front to Back can only be installed inside 25-1/2"D credenza with 34-1/4" or 34-1/2"H
DOUBLE PULL OUT WASTE & RECYCLE BIN - SIDE BY SIDE				
	23517	16¼ x 18¼ x 18½	2,030	<ul style="list-style-type: none"> 2-21 litre (5.5 gallons) bin 2 plastic bins in grey, lid and bin holder with double powder-coated metal cover with protective enamel soft closing mechanism mounted to the inside of door and side gables of a single pedestal pull must be specified for the credenza list price included the upcharge for modification of casing and pull out door Double Pull Out Waste & Recycle Bin - Side by Side can only be installed inside credenza of 25-1/2"D with 29"H or 34-1/4" or 34-1/2"H



Model # 23515



Model # 23516



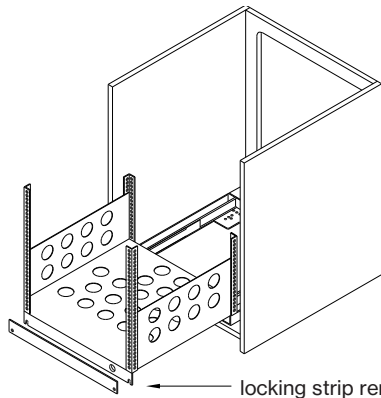
Model # 23517

INTERIOR OPTIONS FOR ALL CREDENZA STYLES

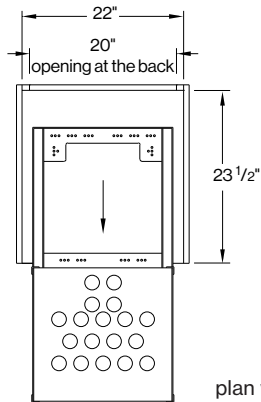
STANDARD FEATURES

Vox Boardroom credenzas reflect Nienkämper's commitment to producing well-made furniture that functions superbly. Optional interiors have been designed to enhance the basic design. Audio/Visual racking has been integrated directly into Vox credenzas providing optimum storage capacity for electronic equipment.

Model Number	L" x D" x H"	List Price	Product Description
EQUIPMENT STORAGE - SLIDING RAIL SYSTEM			
23458	19" x 19" x 22 3/4"	2,490	<ul style="list-style-type: none"> takes the space of a single pedestal interior used for rack-mounted electronic components 19" wide up to a height of "12U" steel construction on ball bearing slides pulls out easily for equipment servicing optional pull out and swivel version opening at the back of the credenza is provided for wire access and ventilation locking strip permanently locks rack in the closed position overall capacity is 150 lbs. black finish fits credenzas 34 1/4" high <p>Note: equipment not for use in 20" deep credenza or cart</p>
	Rack Dimension		
EQUIPMENT STORAGE - ROTATING SLIDING RAIL SYSTEM			
23447	19" x 19" x 24"	2,825	
	Rack Dimension		
23448	Interior Only	515	
	(Rack supplied by others)		



locking strip remove/replace for equipment installation



plan view open position



Model # 23458
In closed position/locking strip in place.



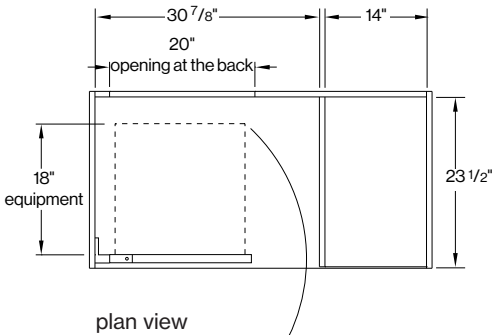
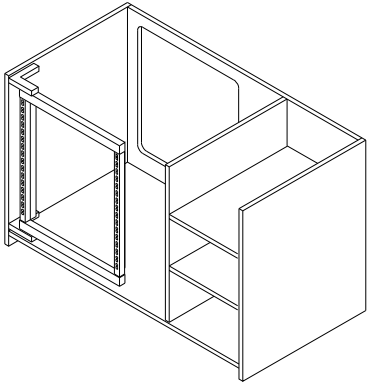
Model # 23458
In open position for servicing/locking strip removed.

INTERIOR OPTIONS FOR 25³/₈" DEEP CREDENZA STYLES

STANDARD FEATURES

Vox Boardroom credenzas reflect Nienkämper's commitment to producing well-made furniture that functions superbly. Optional interiors have been designed to enhance the basic design. Audio/Visual racking has been integrated directly into Vox credenzas providing optimum storage capacity for electronic equipment.

EQUIPMENT STORAGE - ROTATING SWING FRAME



Model Number	L"	x D"	x H"	List Price
55026	21 ³ / ₄	4 ¹ / ₂	25 ¹ / ₂	2,250
Rack Dimension				


55032	Interior Only		515
(No rack supplied)			

- takes the space of 2 pedestal interiors in any credenza size (with two 14" wide fixed shelves on right)
- used for rack-mounted electronic components 19" wide up to a height of "12U"
- steel construction with pivoting hinge
- easily rotates out of the cabinet for equipment access
- may be locked in position with locking bolt.
- opening at the back of the credenza for additional wire access and ventilation
- overall capacity is 150 Lbs.
- complete with equipment mounting hardware
- beige finish
- fits credenzas 34¹/₄" high

Note: equipment not for use in 20" deep credenza or cart



Model # 55026
Rotating Swing Frame shown inside a Vox credenza.



Model # 55026
Rotating Swing Frame pivoting out to allow access to the back of the equipment.

nienkämper

International Inc.

ACCESSORIES



2024

ACCESSORIES

Desk and Boardroom Pads Designer – Nienkämper

LEATHER

Model Number	W"	D"	Neather	Verde	Grano
--------------	----	----	---------	-------	-------

ROUNDED FRONT



226	20	16	295	620	620
227	30	20	310	905	905
229	36	24	400	1,165	1,165

ROUND



163	11 dia.		180	310	310
166	13 dia.		200	390	390
159	20 dia.		295	660	660

BEAN



210	26	16	295	695	695
211	36	18	385	975	975

HALF ROUND



215	20	13	255	540	540
216	27	18	295	810	810
217	36	24	400	1,165	1,165

SQUARE



173	12	12	200	350	350
182	16	16	255	515	515
178	18	18	275	595	595
183	20	20	295	660	660

RACETRACK










154	7	5	115	165	165
160	20	12	255	500	500
158	26	16	295	695	695
165	36	18	385	975	975

- Each item is wrapped in Nienkämper leather Verde or Grano.
- Items are also available wrapped in Neather, a high quality vinyl for extra durability.
- All items have turned, finished edges and a soft velvet under pad to protect fine furnishings.

- Logo can be embossed on Desk and Boardroom Pads & Coaster.
- Embossing on leather (Verde or Grano) is no color "blind" or silver or gold color, but embossing on neather is only available in silver or gold color.
- Logo die tooling charge is \$520 list per logo.
- Logo setup charge (for dies in house) is \$190 list per order per logo.
- Embossing charge is \$10 list per item.
- Artwork of client's logo is required.

ACCESSORIES







Desk and Boardroom Pads Designer – Nienkämper

	Model Number	W"	D"	LEATHER		
				Neather	Verde	Grano
OVAL						
	221	19	12	275	500	500
	222	21	14	275	580	580
	218	24	15	275	640	640
	223	26	16	295	695	695
	224	27	18	295	810	810
RECTANGULAR						
	174	18	12	200	500	500
	171	20	14	255	555	555
	176	20	16	275	620	620
	170	22	16	295	690	690
	175	27	18	295	810	810
	177	32	20	390	1,080	1,080
	172	36	24	400	1,165	1,165
OCTAGONAL						
	196	20	14	255	555	555
	197	22	16	295	690	690
	198	27	18	295	810	810
	199	36	24	400	1,165	1,165
COASTER ROUND						
	202	4 dia.		95	100	100
	202c12	container to hold 12		190	275	275
COASTER SQUARE						
	204	3½	3½	95	100	100
	204c12	container to hold 12		190	275	275

Each item is wrapped in Nienkämper leather Verde or Grano.
 Items are also available wrapped in Neather, a high quality vinyl for extra durability.
 All items have turned, finished edges and a soft velvet under pad to protect fine furnishings.

ACCESSORIES

Management Collection Designer – Nienkämper













	Model Number	W"	D"	H"	LEATHER		
					Neather	Verde	Grano
LETTER TRAY							
	181	11½	15	2¼	395	620	620
	cover only: 181c	10½	14½		190	195	195
CALENDAR TRAY							
	184	4¼	8¼	¼	375	395	395
MEMO HOLDER							
	185	4¼	6½	1½	295	305	305
PENCIL TRAY							
	190	14½	4¼	1¼	295	310	310
PENCIL CUP							
	191	3 dia.		3¼	225	295	295
PEN HOLDER							
	194s	4	4	¾	225	295	295
	194d	8	4	¾	310	345	345
ENVELOPE HOLDER							
	195	7¼	3¼	4¾	195	275	275
BUSINESS CARD HOLDER							
	203a	4	3¾	2¼	125	155	155
WASTE BASKET							
	201		12 dia.	12½	410	595	595

All items in this collection are constructed of formed aluminum and wrapped in Nienkämper leather Verde or Grano. Items are also available wrapped in Neather, a high quality vinyl for extra durability.

The Management Collection is the winner of the Roscoe Award, New York

ACCESSORIES

Signature Collection Designer – Nienkämper

	Model Number	W"	D"	H"	LEATHER		
					Neather	Verde	Grano
LEATHER TRAY							
	281	10 1/2	14	1 1/2	375	550	550
 with Cover	281c	10 1/2	14	1 1/2	565	870	870
CARD TRAY							
	282	4	5	1 1/2	255	295	295
 with Cover	282c	4	5	1 1/2	355	395	395
MEMO TRAY							
	285	6 1/2	5	1 1/2	275	305	305
 with Cover	285c	6 1/2	5	1 1/2	375	455	455
	200	9	7	1 1/2	305	335	335
 with Cover	200c	9	7	1 1/2	400	505	505
PENCIL TRAY							
	290	10 1/2	5	1 1/2	310	355	355
 with Cover	290c	10 1/2	5	1 1/2	430	550	550
PENCIL CUP							
	191	3 dia.		3 1/4	N/A	295	295
WASTE BASKET							
	201	12 dia.		12 1/2	410	595	595

All items in this collection are constructed of formed aluminum and wrapped in Nienkämper leather Verde or Grano. Items are also available wrapped in Neather, a high quality vinyl for extra durability.

The Signature Collection is the winner of the Institute of Business Design Silver Award, Chicago.

TERMS AND CONDITIONS OF SALE

PRICES

All prices are list prices, freight included, blanket-wrapped, dock delivered, from the manufacturing source to any location in the contiguous United States.

Brokerage is paid by Nienkämper for product shipped to the United States.

Due to existing conditions in regard to cost of labor and materials, we reserve the right to change prices without notice.

TERMS

Net 30 days from date of invoice to accredited buyers. Two per cent (2%) interest charged monthly on overdue accounts. Deposit of 50% is required with order. Terms will be established upon credit evaluation. Due to delays in processing references, first orders may be treated as C.B.D. orders.

ORDER CONFIRMATION

Orders are accepted upon issuance of our order confirmation and are subject to the terms set forth therein; notwithstanding any variance from the terms of the buyer's order form.

Nienkämper is not liable for any delay or failure to deliver caused by labor or transportation difficulties, accidents, acts of God, failure of sources of supply, or other causes beyond our control, and changes will affect the delivery date.

CHANGE OF ORDERS OR CANCELLATIONS

Changes or cancellations are subject to our ability to conform. A charge will be levied against cancelled or changed orders based on costs already incurred by Nienkämper. All changes must be in writing and submitted on a revised purchase order. Changes will affect the delivery date.

STORAGE

If goods cannot be accepted when ready, we may transfer them to storage (which is to be deemed as delivery for invoice purposes). The customer accepts risks and will be charged at prevailing rates.

FREIGHT

Prices include freight charges, blanket-wrapped, dock delivered, from the manufacturing source to any location in the contiguous United States. Packing and/or crating are available, if required, upcharges apply.

CLAIMS

All furniture is given to the carrier and signed for in good condition. It is the responsibility of the receiver to sign for the goods in the presence of the carrier and note the condition in which they are received. Freight claims should be filed with the carrier.

WARRANTY

There are no express or implied warranties, conditions and obligations of the manufacturer, whether statutory or otherwise that extend beyond the description on the face hereof. Our furniture is made to the highest standard and is warranted free from defects of material and workmanship for five years from the date of delivery. During the warranty period we will repair or replace such merchandise as shall prove to be defective, during normal usage in accordance with manufacturer's specifications. The manufacturer shall not be liable for defect wholly attributable to normal manufacturing process. Replacement or repair of the Product shall be the sole remedy of the Customer, and the manufacturer shall not be liable for any direct, indirect, incidental, or consequential loss or damage suffered by the Customer by reason of any defect in workmanship or manufacture of the Product or inability to use the Product. Moreover, this warranty does not cover accidental damage, abuse, alteration, ordinary wear and tear of Goods, negligence and misuse nor variations over which we have no control such as heat or humidity or damage to which the Goods are connected that is not attributable to the failure of the goods themselves. This warranty is null and void when the product is installed with hardware other than that supplied and/or when installed differently than recommended in the installation guide. Modification to the product or hardware may result in failure of the product and cause damage and/or injury.

WOOD FINISHES

Nienkämper offers a wide variety of standard light finishes on cherry, mahogany and figured anigre wood veneers, and a clear natural finish on figured anigre, figured sycamore, maple, bird's eye maple and curly maple.

Light finishes do not mask the grain and other characteristics of each wood species. It is important to understand that pieces of the same type of wood will not look identical when a light finish is used. The appearance of the finish will also depend on the natural color of the veneer. Cherry darkens over time as the wood ages. Pin knots and gum pockets are inherent traits.

Wood is a naturally variable raw material; its variances are not within the furniture manufacturer's control and are therefore not considered defects under this warranty.