

# nienkämper

## **VOX® CONFERENCE**

LCS BASE TABLES



**2026**

Prices include freight charges, blanket wrapped, dock delivered, from the manufacturing source to any location in the contiguous United States. Packing and/or crating are available, if required, upcharges apply.

# HOW TO ORDER VOX® CONFERENCE TABLES

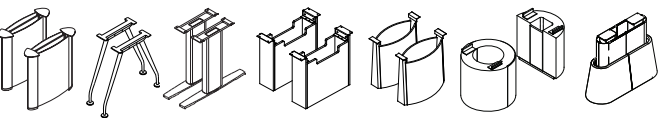
**Vox® Conference Tables-** Designed for versatility and style, Vox tables are available in a wide range of shapes and sizes to complement any meeting space. Standard heights are 28½" or 29", and the collection can be customized to meet unique requirements. For assistance, contact your local Nienkämper Sales Representative or Customer Service at **800.668.9318**.

## SELECT SHAPE



Use the table of contents, or simply flip through the Conference Tables section of the Planning Guide to select a table shape that is suitable. To help find a shape, a small outline of the top is provided in the upper corner of each page.

## SELECT BASE OPTION



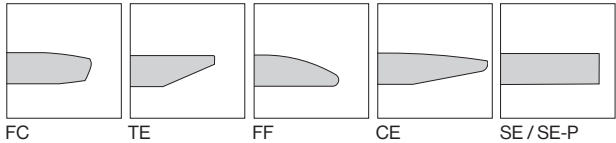
There are seven distinct base designs for each table shape that offer both aesthetic and functional benefits. Each base design is listed by model number for every top shape with options and choices for base finishes. For the Duo, Tri, Quad, Access, Tower and Drum Bases, a wood or plastic laminate finish must be selected, see page 8-11. If not specified otherwise, base finish will match top finish. Pages 17-23 illustrates the features of each base in detail and describes how wiring is accommodated.

## SELECT SIZE AND MODEL NUMBER

L"	x	D"	Suggested Seating Capacity*	Top Finish	Top Sections	Model Number
120		42	8 - 10		2	51309/

Select the table size, from as small as 72" x 36" to as large as 240" x 84". Seating capacity is listed and can aid in determining the size required. Select a wood veneer or wood laminate option for your top.

## SELECT EDGE PROFILE



Edge profiles can be specified for nearly any table shape. A small profile drawing appears at the top of each page, along with a two- or three-letter code indicating which edge profiles pair best with each top. Add this code to the end of the model number when specifying. For profile photos and scaled drawings, refer to page 13

## SELECT VENEER AND FINISH

If a wood veneer top was chosen, a species and finish must be selected. Page 8 describes all wood veneer options.

## SELECT LAMINATE

If a laminate top is preferred, Nienkämper offers a variety of wood grain and solid color laminates to choose from. Refer to pages 9-11 for a complete listing as well as instructions for customer specified laminates. Wood edges on wood grain laminate tops are selected to most closely resemble both the species and color of the laminate. Facet and Taper edge profiles are available with laminate tops.

## ALUMINUM FINISH

Aluminum finishes must be specified for T-Base, Duo style bases, Access Base trim (if applicable), Forums and Accessories.

## SELECT FORUMS (POWER / CONNECTIVITY SOLUTION)

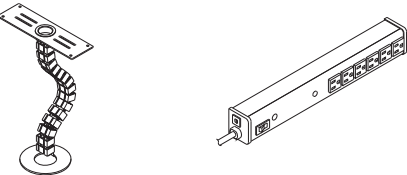


Vox® Forums provide a large variety of options for simple to complex connectivity requirements. Pages 216-245 describe these products and their features. Pages 219-221 show Vox Forum placement along the table top for all sizes of tops. Anodized aluminum finishes are listed on page 12.

Power Troughs or Power Drawers can be added to most Vox® Conference Tables providing a full range of Connectivity and Power solutions. Details can be found on pages 246-263.

For further information on Forums, Power Edge, Power Trough and Power Drawer please contact Customer Service at **800.668.9318**.

## SELECT ACCESSORIES



A range of accessories can be specified that will enhance the performance of your Vox® Conference table. All products that relate to wire management can be found on pages 264-277. Accessories, such as table pads and coasters, are also in this section.

## veneers

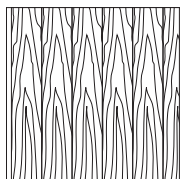
All wood surfaces are protected with a durable polyurethane clear lacquer with UV inhibitor. This finish is known for its exceptional durability, as well as abrasion, chemical, impact and scratch resistance. Standard sheen level is 45 degrees. Optional matte, 5, 10 and 35 degree sheen levels are available on request at no additional cost.

Wood Species	Order Code	Veneer/Stain	Upcharge
Maple	F-01	Natural Maple	No upcharge applies.
	F-02	Natural Curly Maple - Rotary Cut	Add 15%.
	F-03	Natural Bird's Eye Maple - Rotary Cut	Call Customer Service for pricing.
	F-04	Maple Stained Pear	No upcharge applies.
Cherry	F-05	Natural Cherry	No upcharge applies.
	F-06	Standard Cherry	No upcharge applies.
	F-07	Cherry Stained Amber	No upcharge applies.
	F-08	Cherry Stained Auburn	No upcharge applies.
	F-09	Cherry Stained Burgundy	No upcharge applies.
Mahogany	F-10	Light Mahogany	No upcharge applies.
	F-11	Medium Mahogany	No upcharge applies.
	F-12	Dark Mahogany	No upcharge applies.
	F-13	Red Mahogany	No upcharge applies.
Anagre	F-14	Natural Figured Anagre - Qtr. Cut Book-Match	Add 15%.
	F-15	Figured Anagre Stained Amber - Qtr. Cut Book-Match	Add 15%.
Sycamore	F-16	Natural Figured Sycamore - Qtr. Cut Book-Match	Add 15%.
Walnut	F-17	Burnt Walnut	No upcharge applies.
	F-19	Natural Walnut- Flat Cut Book-Match	No upcharge applies.
	F-19FM	Natural Walnut- Flat Cut Book-Match (matte sheen)	No upcharge applies.
	F-27F	Creamy Walnut- Flat Cut Book-Match (10° sheen)	No upcharge applies.
	F-27R	Creamy Walnut - Rift Cut Slip-Match (10° sheen)	Add 5%
	F-28	Tawny Walnut	No upcharge applies.
	F-31FM	Autumn Walnut- Flat Cut Book-Match (matte sheen)	No upcharge applies.
	F-31RM	Autumn Walnut - Rift Cut Slip-Match (matte sheen)	Add 5%
Oak	F-18F	Natural White Oak - Flat Cut Book-Match (10° sheen)	No upcharge applies.
	F-18R	Natural White Oak - Rift Cut Slip-Match (10° sheen)	Add 5%
	F-26	Charcoal Ash On Oak- Flat Cut Book- Match (10° sheen)	No upcharge applies.
	F-29F	Smoky Oak - Flat Cut Book-Match	No upcharge applies.
	F-29R	Smoky Oak - Rift Cut Slip-Match	Add 5%
	F-29FM	Smoky Oak - Flat Cut Book-Match (matte sheen)	No upcharge applies.
	F-29RM	Smoky Oak - Rift Cut Slip-Match (matte sheen)	Add 5%
	F-30FM	Whisper White Oak - Flat Cut Book-Match (matte sheen)	No upcharge applies.
	F-30RM	Whisper White Oak - Rift Cut Slip-Match (matte sheen)	Add 5%
	F-32FM	Cotton White Oak - Flat Cut Book-Match (matte sheen)	No upcharge applies.
	F-32RM	Cotton White Oak - Rift Cut Slip-Match (matte sheen)	Add 5%
Sapele – Ribbon Stripe	F-20	Natural Ribbon Strip Sapele - Qtr. Cut Slip-Match	No upcharge applies.
Moabi (Cherry substitute)	F-21	Natural Moabi - Quarter - Qtr. Cut Book-Match	No upcharge applies.
Cape Coast Walnut	F-22	Dark Cape Coast Walnut - Qtr. Cut Slip-Match	No upcharge applies.
	F-23	Natural Cape Coast Walnut - Qtr. Cut Slip-Match	No upcharge applies.
	F-23	Natural Cape Coast Walnut - Qtr. Cut Slip-Match	No upcharge applies.
Ash	F-25	Slate Gray Ash - Qtr. Cut Slip-Match	No upcharge applies.

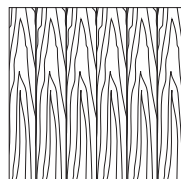
### VENEER GRAIN OPTIONS

Nienkämper products utilize the best quality veneers available, and, combined with Nienkämper's patented veneering systems, create work environments of incredible quality and beauty.


All veneer furniture comes standard with flat cut book-match veneer; flat cut slip-match veneer can also be specified. Quarter cut slip-match and quarter cut book-match veneers are available at a 5% upcharge. Figured Anagre and Figured Sycamore veneers are Quarter cut book-matched. Bird's Eye Maple and Curly Maple are rotary cut. Facet Edge, Taper edge, Flowform, Camber and Self edge tops with veneer are manufactured with a solid wood edge. All edges are then veneer wrapped to create a seamless profile top.




Standard V1  
Flat Cut Book-Match



Flat Cut Slip-Match V2



Quarter Cut Slip-Match V3  
Add 5%



Quarter Cut Book-Match V4  
Add 5%

## P-LAM

### Wood grain plastic laminate surfaces are available on table tops with Facet, Taper and Self edges.

These tops are manufactured with a solid wood edge that is applied prior to the laminate top surface. This method conceals the thickness of the wood edge, while providing the durability required. Wood edges are selected that most closely resemble both the species and the color of the laminate chosen

Nienkämper has pre-selected a number of standard wood grain plastic laminates that represent a cross section of both color and species. Simply include the order code with the model number to make these selections. Alternatively wood grain plastic laminates selected outside of Nienkämper's standard selection can be made by specifying the manufacturer as well as the description and model number of the laminate at the time of order.

Wood Grain Plastic Laminate Surfaces	Order Code	Manufacturer #	Finish
Hardrock Maple	WL2	Pionite WM791-SD	Textured/Suede
Monticello Maple	WL5	Wilsonart 7925-38	Fine Velvet Texture
Fusion Maple	WL13	Wilsonart 7909-60	Matte
New Age Oak	WL14	Wilsonart 7938-38	Fine Velvet Texture
Wild Cherry	WL18	Wilsonart 7054-60	Matte
River Cherry	WL19	Wilsonart 7937-38	Fine Velvet Texture
Montana Walnut	WL20	Wilsonart 7110T-78	Fine Grain
Skyline Walnut	WL26	Wilsonart 7964K-12	Soft Grain
Continental Walnut	WL-29	Wilsonart 8232K-05	Timbergrain
Neo Walnut	WL-30	Wilsonart 7991-38	Fine Velvet Texture
Walnut Heights	WL-31	Wilsonart 7965K-12	Soft Grain
Grayed Oak	WL-32	Formica 5791-PG	Pure Grain Texture
Millennium Oak	WL-33	Formica 5887-58	Matte
Aged Ash	WL-34	Formica 8844-WR	Woodbrush
Lowell Ash	WL-35	Wilsonart 7994-38	Fine Velvet Texture
Natural Ash	WL-36	Formica 8843-WR	Woodbrush
Norwegian Ash	WL-37	Wilsonart 8241-38	Fine Velvet Texture
Weathered Ash	WL-38	Formica 8842-WR	Woodbrush
Smoky Brown Pear	WL-39	Formica 5488-26	Oiled Wood
Studio Teak	WL-40	Wilsonart 7960K-18	Linearity
Fawn Cypress	WL-41	Wilsonart 8208K-16	Casual Rustic
Landmark Wood	WL-42	Wilsonart 7981K-12	Soft Grain
Natural Cerise	WL-43	Formica 8863-58	Matte
Natural Recon	WL-44	Wilsonart 7996-38	Fine Velvet Texture
Pecan Woodline	WL-45	Formica 5883-58	Matte

To specify the wood grain laminate required simply add the Order Code WL\_ to the model number of the product.

Samples and specific technical data is available from your local sales representative or by contacting Nienkämper's Customer Service department at **800.668.9318**.

## P-LAM

### COLORED P-LAM


Both Taper and Self edge profiles are available with a colored laminate top.

**Laminate edging on Taper tops.** Edging will match the top surface and is applied before the surface laminate. By applying the laminate in this way, the seam is positioned horizontally, which makes it much less conspicuous and more durable.

**Wood edging** on Self and Taper Edge tops are applied before the laminate. By applying the wood edge in this way, the wood edge thickness is concealed, while providing the durability required. Wood species and finishes for edging can be selected from page 8.


For laminates specified outside of Nienkämper's standard selection, specify the manufacturer as well as the description and model number of the laminate selected at the time of order. For Facet edge tops, the laminate must be a post-forming grade.

**Translucent edging** on Self and Taper edge tops is applied after the surface laminate. The translucent edge is very durable. Clear translucent edge provides a good match with most white-colored laminates, while a silver translucent edge provides a metallic look and contrast to colored plastic laminates.



P-Lam top & Self edge


\*An unavoidable, thin dark line will be visible when specifying a matching p.lam edge. This is more pronounced with light colored laminates



P-Lam top & Translucent Self edge



Wood Grain P-Lam top & silver Translucent Self edge



P-Lam top & solid wood Facet edge

Colored Plastic Laminates Surface	Order Code	Manufacturer #	Finish
Gray (Nienkämper - Light Gray/Putty)	CL-01	Wilsonart 1500-60	Matte
Platinum Gray (Nienkämper - Medium Gray/Clay)	CL-02	Nevamar S6023T	Textured
Slate Grey (Nienkämper - Dark Gray)	CL-03	Wilsonart D91-60	Matte
Black	CL-04	Wilsonart 1595-60	Matte
Angel White	CL-05	Pionite SW-826SD	Textured/ Suede
Frosty White	CL-06	Wilsonart 1573-60	Matte
White (for writable surface)	Contact customer service for details 800.668.9318		Gloss

Add the order code behind the edge profile when specifying.

## P-LAM

### FINGERPRINT RESISTANT P-LAM

Fingerprint Resistant Plastic Laminate is an innovative material created for interior design applications and is suitable for both vertical and horizontal interior applications on our Nienkämper furniture.

The external surface of Fingerprint Resistant Plastic Laminate involves the use of nanotechnology made possible by next generation acrylic resins.

The unique composition offers extraordinary features coupled with a unique user experience. These include an ultra matte surface (eliminating glare), an ultra sofa feel, an anti-fingerprint surface, thermal healing of micro-scratches, increased durability as well as anti-bacterial and mold-resistant properties.

**Edgeband** matching all Fingerprint Resistant Plastic Laminate colors is only available when specifying a Taper edge. For Self edge tops 1" and 1 1/4" thick, matching edgeband are only available in Black (RL-01) and White (RL-03). When a matching edgeband is not available, the specified surface laminate is used on the edge. **Contact Customer Service for more details 800.668-9318.**

There is a 20% upcharge on our standard plastic laminate table pricing for Fingerprint Resistant Plastic Laminate.

Colored "Fingerprint Resistant" Plastic Laminate Surface	Order Code	Finish
Black	RL-01	Matte
Gray	RL-02	Matte
White	RL-03	Matte
Sand	RL-04	Matte
Brown	RL-05	Matte
Clay	RL-06	Matte
Beige	RL-07	Matte
Ash	RL-08	Matte
Smoke	RL-09	Matte

Edgeband to Match with Colored "Fingerprint Resistant" Plastic Laminate	Thickness	Order Code
Black	3/4", 1", 1-1/4"	RE-01
Gray	3/4"	RE-02
White	3/4", 1", 1-1/4"	RE-03
Sand	3/4"	RE-04
Brown	3/4"	RE-05
Clay	3/4"	RE-06
Beige	3/4"	RE-07
Ash	3/4"	RE-08
Smoke	3/4"	RE-09

# ALUMINUM/PAINT FINISHES - VOX®

---

## ALUMINUM FINISHES

Anodized Aluminum Finishes	Order Code
Silver	AL-01
Champagne	AL-02
Light Bronze	AL-03
Bronze	AL-04
Black	AL-06

Simply specify the finish of choice when placing your order. Note upcharges may apply for non-standard finishes. Anodized aluminum and paint finish samples are available from your local sales representative or by calling Nienkämper's Customer Service department, at **800.668.9318**.

## PAINT FINISHES

Some Vox® components are painted.

Paint finishes are generally used when anodizing is not an option, (i.e. castings). While color matching is close, it is impossible to match exactly the qualities of anodizing with paint finishes.

Standard Paint	Order Code
Silver	SP-01
Champagne	SP-02
Light Bronze	SP-03
Angel White	SP-04
Frosty White	SP-05
Black	SP-06

Metallic Paint	Order Code
Silver Metallic	MP-01
Champagne Metallic	MP-02
Light Bronze Metallic	MP-03

Powder Coat Paint	Order Code
Nienkämper Silver	PC-01
Champagne	PC-02
Light Bronze	PC-03
Standard Bronze	PC-04
Black Jack	PC-06
Warm White	PC-07
Red	PC-09
Cool White	PC-12
Pure Orange	PC-14
Lime	PC-16
Sky Blue	PC-17
Cobalt Blue	PC-18
Charcoal Gray (Matte)	PC-22
Matte Red Clay	PC-24
Cream	PC-25
Mulberry	PC-26
Forest Green (Matte)	PC-27
Mustard (Matte)	PC-28



# EDGE DETAILS - CONFERENCE TABLES

Conference tables with tops that are 1 ¼" thick have 5 edge profiles to choose from.

## To select:

Facet Edge add "FC" after the table model number

Taper Edge add "TE" after the table model number

Flowform Edge add "FF" after the table model number

Camber Edge add "CE" after the table model number

Self Edge add "SE" or "SE-P" (exposed plywood edge) after the table model number

Flowform Edge and Camber Edge require a 5% upcharge

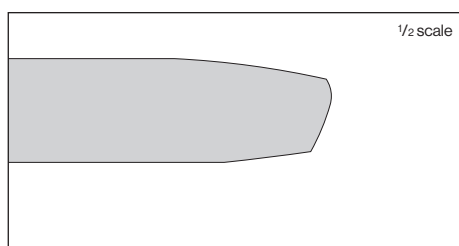
Flowform and Camber edged tops are veneer-wrapped, and are not available with plastic laminate

- Rectangle shape, Boat shape, Vista shape and Congress shape tops specified with a Flowform Edge have this edge profile on two sides only, with self edges on the two ends of the top.
- All conference table tops are 1 ¼" thick, edges are manufactured with a profiled solid wood edge.
- Camber edge is standard with an 8" radius corner feature on rectangle, boat, square, and vista shaped tops.

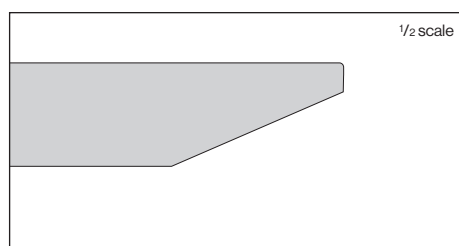
72" x 36" Rectangle top  
duo style bases

22033/2TE ← Taper Edge  
↑  
Wood Top

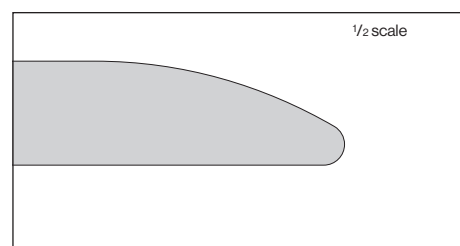
## EXAMPLE




Facet Edge "FC"




Taper Edge "TE"




Flowform Edge "FF"



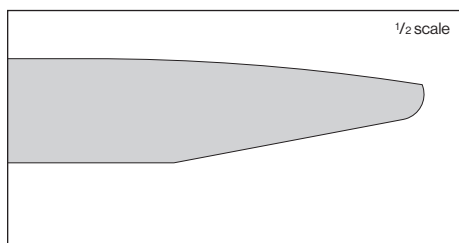
Facet Edge - specify "FC"



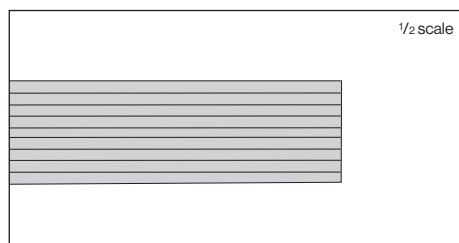
Taper Edge - specify "TE"




Flowform Edge - specify "FF"



Camber Edge "CE"



Self Edge "SE" / Self Edge with Exposed Plywood Core "SE-P"



Camber Edge - specify "CE"



Self "SE" / Self with Exposed Plywood Core "SE-P"


## SPECIAL TOP OPTIONS – VOX® CONFERENCE TABLES

A range of special top options are available for creating unique tables. By adding reveals, stain and veneer combinations personalizing your Vox® conference table has never been easier. Four examples are shown that can be easily included in any of our standard conference tables. Simply specify the option you prefer and Nienkämper's customer service department (**call 800.668.9318**) can provide you with a quotation based on the model of table selected. They will also be happy to help you if a custom combination of veneer and finishes are required.



### Option A

Flat cut, Book-matched veneer, Natural finish, 1/4" polished aluminum reveal.




### Option B

Flat cut, Book-matched veneer, Natural finish edge, stained center, 1/4" polished aluminum reveal.



### Option C

Flat cut, Book-matched veneer (veneer pattern as shown), stained edge, natural finish center, 1/4" polished aluminum reveal.



### Option D

Rift cut, Book-matched veneer, Natural finish edge, stained center, 1/4" polished aluminum reveal.

## BASE STYLE OPTIONS – VOX® CONFERENCE TABLES

### Base Designs

Vox® conference tables offer seven distinct base designs, each combining aesthetic appeal with functional benefits. These base options are available for most top shapes and include a variety of finish choices. All bases are listed by model number for easy reference.

To assist with selection, pages 17-23 provide detailed illustrations and descriptions of each base design along with their wiring capacity.



#### Vox® Duo Base

The Duo, Tri and Quad base provide ample capacity for storing cabling inside the leg. Available in a range of veneers and stains and anodized finishes.



#### Vox® Access Base

These bases are designed to manage and conceal cabling while hiding core drills and floor-mounted receptacles for a clean, streamlined look. Available in veneer and plastic laminate with or without aluminum trim—select by model number.



#### Vox® Tower Base

With a distinctive shape, these bases are designed to manage wiring and conceal core drills and floor-mounted receptacles, while providing generous internal space for cable routing. Available in veneer and plastic laminate. Select by model number.



#### Vox® Drum Base

Available in 2 styles, Half Drum (shown) or Full Drum bases, both designed to provide generous space for tables with extensive cabling and power needs. The wiring and power cavity is easily accessible—remove the straight panel for the Half Drum style or a section of the base for Full Drum models. Available in various veneers, stains and plastic laminates. Selection is based on model number.

## BASE OPTIONS – VOX® CONFERENCE TABLES

---



### **Vox® T-Leg Base**

The vertical section of the T-Leg base features an integrated channel designed to manage excess cabling and route wires to and from the floor. Available in anodized or polished aluminum — selection determined by model number.



### **Vox® Taper Base**

The very thin profile of the Taper base design is ideal for maximizing space under a table. Available in polished aluminum or silver paint – Select by model number.

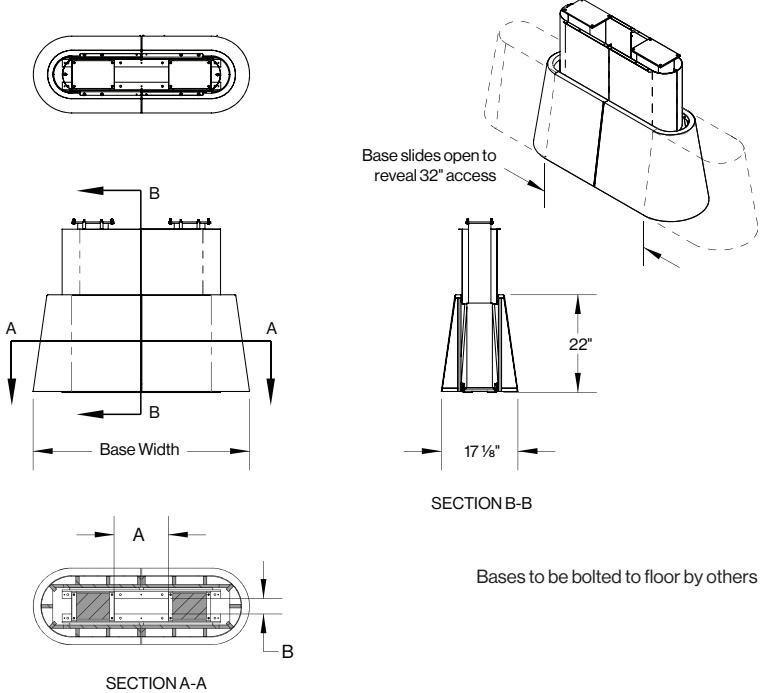



### **Vox® LCS Base**

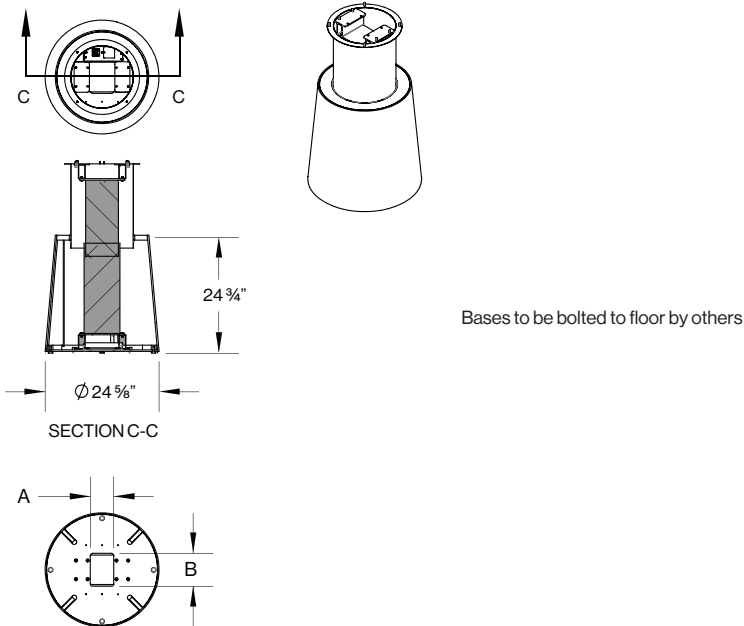
The LCS effortlessly transitions from sitting to standing height at the push of a button. Cabling is concealed within the Neather wrapped base. Also available as a fixed height. – Select by model number.

# VOX® LCS CONFERENCE BASE INTERIOR CLEARANCES

**LCS Conference and Round Base** - Available in two fixed heights (29" and 38") and a height-adjustable option (29½"–42"), the LCS collection offers a stylish solution for conference rooms. Race track-shaped bases slide open at the center for easy access to wiring and floor power. Dimensions for floor core drills or flush receptacles are provided. Bases are fully upholstered in black or charcoal Neather with contrasting stitching. Sit/stand models feature premium-quality powered lifts. Detailed drawings, including base locations, can be downloaded from [www.nienkamper.com](http://www.nienkamper.com)

Description	Height Adjustable						
	Table Length"	Base Width"	Base Depth"	Base Height"	Interior Clearance A" B"		Openings
LCS CONFERENCE - FIXED & HEIGHT ADJUSTABLE BASE PLAN VIEW	96 - 144	48¾	17 ⅞	22	12 ⅝ <sub>16</sub>	3½	1
	156	72¾	17 ⅞	22	12	10	1
	Fixed Height						
	96 - 132	48¾	17⅞	22	12 ⅝ <sub>16</sub>	3½	1
	144 - 156	68 ⅝ <sub>16</sub>	17⅞	22	12 ⅝ <sub>16</sub>	3½	1
	168	81 ⅝ <sub>16</sub>	17⅞	22	12	10	1
	180	89 ⅝ <sub>16</sub>	17⅞	22	12	10	1
	192	106 ⅝ <sub>16</sub>	17⅞	22	12	10	2
	204	121 ⅝ <sub>16</sub>	17⅞	22	12	10	2
	216	133 ⅝ <sub>16</sub>	17⅞	22	12	10	2
	228	145 ⅝ <sub>16</sub>	17⅞	22	12	10	2
	240	149 ⅝ <sub>16</sub>	17⅞	22	12	10	2
							

Description	Base Diameter"	Base Height"	Interior Clearance A"	Interior Clearance B"
<u>LCS ROUND CONFERENCE - FIXED &amp; HEIGHT ADJUSTABLE</u> PLAN VIEW	24 <sup>5</sup> / <sub>8</sub>	24 <sup>3</sup> / <sub>4</sub>	5	7

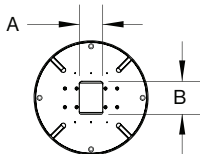


SECTION C-C

24 3/4"

Ø 24 5/8"

Bases to be bolted to floor by others



A

B




# VOX® LCSTABLES

RECTANGLE SHAPE Design Nienkämper , Jeremy Gibson



Specify edge type; add the two letter code after the model number.




All Rectangular shape table sizes available with optional 6" radius  
"Soft" corner (must be specified at time of order)

Model Number	W"	D"	H"	Top Finish	List Price	Model Number	W"	D"	H"	Top Finish	List Price	Standard Features:
<b>Fixed Height (Seating)</b>						<b>Fixed Height (Standing)</b>						<ul style="list-style-type: none"> <li>Tops available in all Nienkämper standard veneers, finishes and plastic laminates.</li> <li>Black Neather wrapped base with contrasting stitch is standard but all Nienkämper Neathers are also available.</li> <li>Shrouds and columns are powder coated black (PC-06).</li> <li>Base must be floor mounted on site by others according to acceptable means.</li> <li>Wires are concealed by the column and are hidden from view.</li> <li>Connectivity solutions include Vox® Double Sided Forum and Vox® Simple PopUp Forum</li> </ul>
34361/230	96	42	29	Veneer	19,050	34361/238	96	42	38	Veneer	20,620	
<b>34361/530</b>	<b>96</b>	<b>42</b>	<b>29</b>	<b>P-Lam</b>	<b>18,055</b>	<b>34361/538</b>	<b>96</b>	<b>42</b>	<b>38</b>	<b>P-Lam</b>	<b>19,620</b>	
34362/230	96	48	29	Veneer	19,285	34362/238	96	48	38	Veneer	20,860	
<b>34362/530</b>	<b>96</b>	<b>48</b>	<b>29</b>	<b>P-Lam</b>	<b>18,240</b>	<b>34362/538</b>	<b>96</b>	<b>48</b>	<b>38</b>	<b>P-Lam</b>	<b>19,810</b>	
34363/230	96	54	29	Veneer	19,525	34363/238	96	54	38	Veneer	21,100	
<b>34363/530</b>	<b>96</b>	<b>54</b>	<b>29</b>	<b>P-Lam</b>	<b>18,430</b>	<b>34363/538</b>	<b>96</b>	<b>54</b>	<b>38</b>	<b>P-Lam</b>	<b>19,995</b>	
34364/230	96	60	29	Veneer	19,785	34364/238	96	60	38	Veneer	21,355	
<b>34364/530</b>	<b>96</b>	<b>60</b>	<b>29</b>	<b>P-Lam</b>	<b>18,635</b>	<b>34364/538</b>	<b>96</b>	<b>60</b>	<b>38</b>	<b>P-Lam</b>	<b>20,205</b>	
34365/230	108	42	29	Veneer	19,335	34365/238	108	42	38	Veneer	20,910	
<b>34365/530</b>	<b>108</b>	<b>42</b>	<b>29</b>	<b>P-Lam</b>	<b>18,155</b>	<b>34365/538</b>	<b>108</b>	<b>42</b>	<b>38</b>	<b>P-Lam</b>	<b>19,730</b>	
34366/230	108	48	29	Veneer	19,710	34366/238	108	48	38	Veneer	21,270	
<b>34366/530</b>	<b>108</b>	<b>48</b>	<b>29</b>	<b>P-Lam</b>	<b>18,475</b>	<b>34366/538</b>	<b>108</b>	<b>48</b>	<b>38</b>	<b>P-Lam</b>	<b>20,040</b>	
34367/230	108	54	29	Veneer	19,840	34367/238	108	54	38	Veneer	21,410	
<b>34367/530</b>	<b>108</b>	<b>54</b>	<b>29</b>	<b>P-Lam</b>	<b>18,525</b>	<b>34367/538</b>	<b>108</b>	<b>54</b>	<b>38</b>	<b>P-Lam</b>	<b>20,105</b>	
34368/230	108	60	29	Veneer	20,105	34368/238	108	60	38	Veneer	21,670	
<b>34368/530</b>	<b>108</b>	<b>60</b>	<b>29</b>	<b>P-Lam</b>	<b>18,710</b>	<b>34368/538</b>	<b>108</b>	<b>60</b>	<b>38</b>	<b>P-Lam</b>	<b>20,285</b>	
34369/230	120	42	29	Veneer	19,600	34369/238	120	42	38	Veneer	21,170	
<b>34369/530</b>	<b>120</b>	<b>42</b>	<b>29</b>	<b>P-Lam</b>	<b>18,400</b>	<b>34369/538</b>	<b>120</b>	<b>42</b>	<b>38</b>	<b>P-Lam</b>	<b>19,975</b>	
34370/230	120	48	29	Veneer	20,085	34370/238	120	48	38	Veneer	21,640	
<b>34370/530</b>	<b>120</b>	<b>48</b>	<b>29</b>	<b>P-Lam</b>	<b>18,635</b>	<b>34370/238</b>	<b>120</b>	<b>48</b>	<b>38</b>	<b>P-Lam</b>	<b>20,205</b>	
34371/230	120	54	29	Veneer	20,490	34371/538	120	54	38	Veneer	22,065	
<b>34371/530</b>	<b>120</b>	<b>54</b>	<b>29</b>	<b>P-Lam</b>	<b>18,870</b>	<b>34371/238</b>	<b>120</b>	<b>54</b>	<b>38</b>	<b>P-Lam</b>	<b>20,440</b>	
34372/230	120	60	29	Veneer	20,775	34372/538	120	60	38	Veneer	22,345	
<b>34372/530</b>	<b>120</b>	<b>60</b>	<b>29</b>	<b>P-Lam</b>	<b>18,965</b>	<b>34372/238</b>	<b>120</b>	<b>60</b>	<b>38</b>	<b>P-Lam</b>	<b>20,545</b>	
34373/230	132	42	29	Veneer	19,975	34373/538	132	42	38	Veneer	21,550	
<b>34373/530</b>	<b>132</b>	<b>42</b>	<b>29</b>	<b>P-Lam</b>	<b>18,635</b>	<b>34373/238</b>	<b>132</b>	<b>42</b>	<b>38</b>	<b>P-Lam</b>	<b>20,205</b>	
34374/230	132	48	29	Veneer	20,390	34374/538	132	48	38	Veneer	21,960	
<b>34374/530</b>	<b>132</b>	<b>48</b>	<b>29</b>	<b>P-Lam</b>	<b>18,840</b>	<b>34374/238</b>	<b>132</b>	<b>48</b>	<b>38</b>	<b>P-Lam</b>	<b>20,415</b>	
34375/230	132	54	29	Veneer	20,860	34375/538	132	54	38	Veneer	22,430	
<b>34375/530</b>	<b>132</b>	<b>54</b>	<b>29</b>	<b>P-Lam</b>	<b>18,965</b>	<b>34375/238</b>	<b>132</b>	<b>54</b>	<b>38</b>	<b>P-Lam</b>	<b>20,545</b>	
34376/230	132	60	29	Veneer	21,100	34376/538	132	60	38	Veneer	22,660	
<b>34376/530</b>	<b>132</b>	<b>60</b>	<b>29</b>	<b>P-Lam</b>	<b>19,135</b>	<b>34376/238</b>	<b>132</b>	<b>60</b>	<b>38</b>	<b>P-Lam</b>	<b>20,705</b>	
34377/230	144	42	29	Veneer	20,285	34377/538	144	42	38	Veneer	21,855	
<b>34377/530</b>	<b>144</b>	<b>42</b>	<b>29</b>	<b>P-Lam</b>	<b>18,770</b>	<b>34377/238</b>	<b>144</b>	<b>42</b>	<b>38</b>	<b>P-Lam</b>	<b>20,335</b>	
34378/230	144	48	29	Veneer	20,725	34378/538	144	48	38	Veneer	22,300	
<b>34378/530</b>	<b>144</b>	<b>48</b>	<b>29</b>	<b>P-Lam</b>	<b>19,050</b>	<b>34378/238</b>	<b>144</b>	<b>48</b>	<b>38</b>	<b>P-Lam</b>	<b>20,620</b>	
34379/230	144	54	29	Veneer	21,250	34379/538	144	54	38	Veneer	22,820	
<b>34379/530</b>	<b>144</b>	<b>54</b>	<b>29</b>	<b>P-Lam</b>	<b>19,265</b>	<b>34379/238</b>	<b>144</b>	<b>54</b>	<b>38</b>	<b>P-Lam</b>	<b>20,830</b>	
34380/230	144	60	29	Veneer	21,670	34380/538	144	60	38	Veneer	23,240	
<b>34380/530</b>	<b>144</b>	<b>60</b>	<b>29</b>	<b>P-Lam</b>	<b>19,525</b>	<b>34380/238</b>	<b>144</b>	<b>60</b>	<b>38</b>	<b>P-Lam</b>	<b>21,100</b>	
34381/230	156	42	29	Veneer	20,525	34381/538	156	42	38	Veneer	22,085	
<b>34381/530</b>	<b>156</b>	<b>42</b>	<b>29</b>	<b>P-Lam</b>	<b>18,925</b>	<b>34381/238</b>	<b>156</b>	<b>42</b>	<b>38</b>	<b>P-Lam</b>	<b>20,490</b>	
34382/230	156	48	29	Veneer	21,035	34382/538	156	48	38	Veneer	22,615	
<b>34382/530</b>	<b>156</b>	<b>48</b>	<b>29</b>	<b>P-Lam</b>	<b>19,285</b>	<b>34382/238</b>	<b>156</b>	<b>48</b>	<b>38</b>	<b>P-Lam</b>	<b>20,860</b>	
34383/230	156	54	29	Veneer	21,640	34383/538	156	54	38	Veneer	23,215	
<b>34383/530</b>	<b>156</b>	<b>54</b>	<b>29</b>	<b>P-Lam</b>	<b>19,550</b>	<b>34383/238</b>	<b>156</b>	<b>54</b>	<b>38</b>	<b>P-Lam</b>	<b>21,125</b>	
34384/230	156	60	29	Veneer	22,110	34384/538	156	60	38	Veneer	23,680	
<b>34384/530</b>	<b>156</b>	<b>60</b>	<b>29</b>	<b>P-Lam</b>	<b>19,840</b>	<b>34384/238</b>	<b>156</b>	<b>60</b>	<b>38</b>	<b>P-Lam</b>	<b>21,410</b>	



Specify edge type; add the two letter code after the model number.



All Rectangular shape table sizes available with optional 6" radius "Soft" corner (must be specified at time of order)

Model Number	W"	D"	H"	Top Finish	List Price	Standard Features:
--------------	----	----	----	------------	------------	--------------------

Adjustable Height

34385/23045	96	42	29½-42	Veneer	24,950
<b>34385/53045</b>	<b>96</b>	<b>42</b>	<b>29½-42</b>	<b>P-Lam</b>	<b>23,950</b>
34386/23045	96	48	29½-42	Veneer	25,180
<b>34386/53045</b>	<b>96</b>	<b>48</b>	<b>29½-42</b>	<b>P-Lam</b>	<b>24,130</b>
34387/23045	96	54	29½-42	Veneer	25,410
<b>34387/53045</b>	<b>96</b>	<b>54</b>	<b>29½-42</b>	<b>P-Lam</b>	<b>24,310</b>
34388/23045	96	60	29½-42	Veneer	25,675
<b>34388/53045</b>	<b>96</b>	<b>60</b>	<b>29½-42</b>	<b>P-Lam</b>	<b>24,525</b>
34389/23045	108	42	29½-42	Veneer	25,230
<b>34389/53045</b>	<b>108</b>	<b>42</b>	<b>29½-42</b>	<b>P-Lam</b>	<b>24,055</b>
34390/23045	108	48	29½-42	Veneer	25,600
<b>34390/53045</b>	<b>108</b>	<b>48</b>	<b>29½-42</b>	<b>P-Lam</b>	<b>24,370</b>
34391/23045	108	54	29½-42	Veneer	25,735
<b>34391/53045</b>	<b>108</b>	<b>54</b>	<b>29½-42</b>	<b>P-Lam</b>	<b>24,415</b>
34392/23045	108	60	29½-42	Veneer	25,990
<b>34392/53045</b>	<b>108</b>	<b>60</b>	<b>29½-42</b>	<b>P-Lam</b>	<b>24,605</b>
34393/23045	120	42	29½-42	Veneer	25,495
<b>34393/53045</b>	<b>120</b>	<b>42</b>	<b>29½-42</b>	<b>P-Lam</b>	<b>24,290</b>
34394/23045	120	48	29½-42	Veneer	25,970
<b>34394/53045</b>	<b>120</b>	<b>48</b>	<b>29½-42</b>	<b>P-Lam</b>	<b>24,525</b>
34395/23045	120	54	29½-42	Veneer	26,380
<b>34395/53045</b>	<b>120</b>	<b>54</b>	<b>29½-42</b>	<b>P-Lam</b>	<b>24,755</b>
34396/23045	120	60	29½-42	Veneer	26,665
<b>34396/53045</b>	<b>120</b>	<b>60</b>	<b>29½-42</b>	<b>P-Lam</b>	<b>24,865</b>
34397/23045	132	42	29½-42	Veneer	25,860
<b>34397/53045</b>	<b>132</b>	<b>42</b>	<b>29½-42</b>	<b>P-Lam</b>	<b>24,525</b>
34398/23045	132	48	29½-42	Veneer	26,280
<b>34398/53045</b>	<b>132</b>	<b>48</b>	<b>29½-42</b>	<b>P-Lam</b>	<b>24,735</b>
34399/23045	132	54	29½-42	Veneer	26,745
<b>34399/53045</b>	<b>132</b>	<b>54</b>	<b>29½-42</b>	<b>P-Lam</b>	<b>24,865</b>
34400/23045	132	60	29½-42	Veneer	26,985
<b>34400/53045</b>	<b>132</b>	<b>60</b>	<b>29½-42</b>	<b>P-Lam</b>	<b>25,020</b>
34401/23045	144	42	29½-42	Veneer	26,180
<b>34401/53045</b>	<b>144</b>	<b>42</b>	<b>29½-42</b>	<b>P-Lam</b>	<b>24,655</b>
34402/23045	144	48	29½-42	Veneer	26,615
<b>34402/53045</b>	<b>144</b>	<b>48</b>	<b>29½-42</b>	<b>P-Lam</b>	<b>24,950</b>
34403/23045	144	54	29½-42	Veneer	27,150
<b>34403/53045</b>	<b>144</b>	<b>54</b>	<b>29½-42</b>	<b>P-Lam</b>	<b>25,155</b>
34404/23045	144	60	29½-42	Veneer	27,565
<b>34404/53045</b>	<b>144</b>	<b>60</b>	<b>29½-42</b>	<b>P-Lam</b>	<b>25,410</b>
34405/23045	156	42	29½-42	Veneer	26,415
<b>34405/53045</b>	<b>156</b>	<b>42</b>	<b>29½-42</b>	<b>P-Lam</b>	<b>24,820</b>
34406/23045	156	48	29½-42	Veneer	26,930
<b>34406/53045</b>	<b>156</b>	<b>48</b>	<b>29½-42</b>	<b>P-Lam</b>	<b>25,180</b>
34407/23045	156	54	29½-42	Veneer	27,530
<b>34407/53045</b>	<b>156</b>	<b>54</b>	<b>29½-42</b>	<b>P-Lam</b>	<b>25,440</b>
34408/23045	156	60	29½-42	Veneer	28,005
<b>34408/53045</b>	<b>156</b>	<b>60</b>	<b>29½-42</b>	<b>P-Lam</b>	<b>25,735</b>

- Tops available in all Nienkämper standard veneers, finishes and plastic laminates.
- Black Neather wrapped base with contrasting stitch is standard but all Nienkämper Neathers are also available.
- Shrouds and columns are powder coated black (PC-06).
- Base must be floor mounted on site by others according to acceptable means.
- Wires are concealed by the column and are hidden from view.
- Connectivity solutions include Vox® Double Sided Forum and Vox® Simple PopUp Forum
- Electric, ultra quiet height adjustable system with a variety of touch controls. Contact customer service for details 800.668.9318.





Facet Edge (FC)



Taper Edge (TE)



Flowform Edge (FF)  
5% upcharge  
lamine not available



Camber Edge (CE)  
5% upcharge  
lamine not available

All Boat shape table sizes available with optional 6” radius  
“Soft” corner (must be specified at time of order)

Model				Top	List				Top	List	Standard Features:
Number	W”	D”	H”	Finish	Price	Model Number	W”	D”	H”	Finish	Price

Fixed Height (Seating)

34571/230	96	42	29	Veneer	19,810
<b>34571/530</b>	<b>96</b>	<b>42</b>	<b>29</b>	<b>P-Lam</b>	<b>18,785</b>
34572/230	96	48	29	Veneer	20,065
<b>34572/530</b>	<b>96</b>	<b>48</b>	<b>29</b>	<b>P-Lam</b>	<b>18,965</b>
34573/230	96	54	29	Veneer	20,310
<b>34573/530</b>	<b>96</b>	<b>54</b>	<b>29</b>	<b>P-Lam</b>	<b>19,160</b>
34574/230	96	60	29	Veneer	20,580
<b>34574/530</b>	<b>96</b>	<b>60</b>	<b>29</b>	<b>P-Lam</b>	<b>19,380</b>
34575/230	108	42	29	Veneer	20,115
<b>34575/530</b>	<b>108</b>	<b>42</b>	<b>29</b>	<b>P-Lam</b>	<b>18,890</b>
34576/230	108	48	29	Veneer	20,495
<b>34576/530</b>	<b>108</b>	<b>48</b>	<b>29</b>	<b>P-Lam</b>	<b>19,225</b>
34577/230	108	54	29	Veneer	20,635
<b>34577/530</b>	<b>108</b>	<b>54</b>	<b>29</b>	<b>P-Lam</b>	<b>19,275</b>
34578/230	108	60	29	Veneer	20,910
<b>34578/530</b>	<b>108</b>	<b>60</b>	<b>29</b>	<b>P-Lam</b>	<b>19,470</b>
34579/230	120	42	29	Veneer	20,390
<b>34579/530</b>	<b>120</b>	<b>42</b>	<b>29</b>	<b>P-Lam</b>	<b>19,140</b>
34580/230	120	48	29	Veneer	20,885
<b>34580/530</b>	<b>120</b>	<b>48</b>	<b>29</b>	<b>P-Lam</b>	<b>19,380</b>
34581/230	120	54	29	Veneer	21,315
<b>34581/530</b>	<b>120</b>	<b>54</b>	<b>29</b>	<b>P-Lam</b>	<b>19,620</b>
34582/230	120	60	29	Veneer	21,605
<b>34582/530</b>	<b>120</b>	<b>60</b>	<b>29</b>	<b>P-Lam</b>	<b>19,735</b>
34583/230	132	42	29	Veneer	20,770
<b>34583/530</b>	<b>132</b>	<b>42</b>	<b>29</b>	<b>P-Lam</b>	<b>19,380</b>
34584/230	132	48	29	Veneer	21,210
<b>34584/530</b>	<b>132</b>	<b>48</b>	<b>29</b>	<b>P-Lam</b>	<b>19,600</b>
34585/230	132	54	29	Veneer	21,695
<b>34585/530</b>	<b>132</b>	<b>54</b>	<b>29</b>	<b>P-Lam</b>	<b>19,735</b>
34586/230	132	60	29	Veneer	21,940
<b>34586/530</b>	<b>132</b>	<b>60</b>	<b>29</b>	<b>P-Lam</b>	<b>19,900</b>
34587/230	144	42	29	Veneer	21,100
<b>34587/530</b>	<b>144</b>	<b>42</b>	<b>29</b>	<b>P-Lam</b>	<b>19,515</b>
34588/230	144	48	29	Veneer	21,565
<b>34588/530</b>	<b>144</b>	<b>48</b>	<b>29</b>	<b>P-Lam</b>	<b>19,810</b>
34589/230	144	54	29	Veneer	22,100
<b>34589/530</b>	<b>144</b>	<b>54</b>	<b>29</b>	<b>P-Lam</b>	<b>20,025</b>
34590/230	144	60	29	Veneer	22,535
<b>34590/530</b>	<b>144</b>	<b>60</b>	<b>29</b>	<b>P-Lam</b>	<b>20,310</b>
34591/230	156	42	29	Veneer	21,350
<b>34591/530</b>	<b>156</b>	<b>42</b>	<b>29</b>	<b>P-Lam</b>	<b>19,680</b>
34592/230	156	48	29	Veneer	21,880
<b>34592/530</b>	<b>156</b>	<b>48</b>	<b>29</b>	<b>P-Lam</b>	<b>20,065</b>
34593/230	156	54	29	Veneer	22,515
<b>34593/530</b>	<b>156</b>	<b>54</b>	<b>29</b>	<b>P-Lam</b>	<b>20,335</b>
34594/230	156	60	29	Veneer	23,010
<b>34594/530</b>	<b>156</b>	<b>60</b>	<b>29</b>	<b>P-Lam</b>	<b>20,635</b>

Fixed Height (Standing)

34571/238	96	42	38	Veneer	21,450
<b>34571/538</b>	<b>96</b>	<b>42</b>	<b>38</b>	<b>P-Lam</b>	<b>20,415</b>
34572/238	96	48	38	Veneer	21,695
<b>34572/538</b>	<b>96</b>	<b>48</b>	<b>38</b>	<b>P-Lam</b>	<b>20,605</b>
34573/238	96	54	38	Veneer	21,940
<b>34573/538</b>	<b>96</b>	<b>54</b>	<b>38</b>	<b>P-Lam</b>	<b>20,790</b>
34574/238	96	60	38	Veneer	22,210
<b>34574/538</b>	<b>96</b>	<b>60</b>	<b>38</b>	<b>P-Lam</b>	<b>21,010</b>
34575/238	108	42	38	Veneer	21,750
<b>34575/538</b>	<b>108</b>	<b>42</b>	<b>38</b>	<b>P-Lam</b>	<b>20,525</b>
34576/238	108	48	38	Veneer	22,125
<b>34576/538</b>	<b>108</b>	<b>48</b>	<b>38</b>	<b>P-Lam</b>	<b>20,840</b>
34577/238	108	54	38	Veneer	22,270
<b>34577/538</b>	<b>108</b>	<b>54</b>	<b>38</b>	<b>P-Lam</b>	<b>20,910</b>
34578/238	108	60	38	Veneer	22,535
<b>34578/538</b>	<b>108</b>	<b>60</b>	<b>38</b>	<b>P-Lam</b>	<b>21,100</b>
34579/238	120	42	38	Veneer	22,025
<b>34579/538</b>	<b>120</b>	<b>42</b>	<b>38</b>	<b>P-Lam</b>	<b>20,770</b>
34580/238	120	48	38	Veneer	22,515
<b>34580/538</b>	<b>120</b>	<b>48</b>	<b>38</b>	<b>P-Lam</b>	<b>21,010</b>
34581/238	120	54	38	Veneer	22,945
<b>34581/538</b>	<b>120</b>	<b>54</b>	<b>38</b>	<b>P-Lam</b>	<b>21,255</b>
34582/238	120	60	38	Veneer	23,245
<b>34582/538</b>	<b>120</b>	<b>60</b>	<b>38</b>	<b>P-Lam</b>	<b>21,370</b>
34583/238	132	42	38	Veneer	22,410
<b>34583/538</b>	<b>132</b>	<b>42</b>	<b>38</b>	<b>P-Lam</b>	<b>21,010</b>
34584/238	132	48	38	Veneer	22,840
<b>34584/538</b>	<b>132</b>	<b>48</b>	<b>38</b>	<b>P-Lam</b>	<b>21,235</b>
34585/238	132	54	38	Veneer	23,330
<b>34585/538</b>	<b>132</b>	<b>54</b>	<b>38</b>	<b>P-Lam</b>	<b>21,370</b>
34586/238	132	60	38	Veneer	23,565
<b>34586/538</b>	<b>132</b>	<b>60</b>	<b>38</b>	<b>P-Lam</b>	<b>21,540</b>
34587/238	144	42	38	Veneer	22,730
<b>34587/538</b>	<b>144</b>	<b>42</b>	<b>38</b>	<b>P-Lam</b>	<b>21,145</b>
34588/238	144	48	38	Veneer	23,195
<b>34588/538</b>	<b>144</b>	<b>48</b>	<b>38</b>	<b>P-Lam</b>	<b>21,450</b>
34589/238	144	54	38	Veneer	23,730
<b>34589/538</b>	<b>144</b>	<b>54</b>	<b>38</b>	<b>P-Lam</b>	<b>21,675</b>
34590/238	144	60	38	Veneer	24,170
<b>34590/538</b>	<b>144</b>	<b>60</b>	<b>38</b>	<b>P-Lam</b>	<b>21,940</b>
34591/238	156	42	38	Veneer	22,975
<b>34591/538</b>	<b>156</b>	<b>42</b>	<b>38</b>	<b>P-Lam</b>	<b>21,315</b>
34592/238	156	48	38	Veneer	23,520
<b>34592/538</b>	<b>156</b>	<b>48</b>	<b>38</b>	<b>P-Lam</b>	<b>21,695</b>
34593/238	156	54	38	Veneer	24,140
<b>34593/538</b>	<b>156</b>	<b>54</b>	<b>38</b>	<b>P-Lam</b>	<b>21,970</b>
34594/238	156	60	38	Veneer	24,630
<b>34594/538</b>	<b>156</b>	<b>60</b>	<b>38</b>	<b>P-Lam</b>	<b>22,270</b>

- Tops available in all Nienkämper standard veneers, finishes and plastic laminates.
- Black Neather wrapped base with contrasting stitch is standard but all Nienkämper Neathers are also available.
- Shrouds and columns are powder coated black (PC-06).
- Base must be floor mounted on site by others according to acceptable means.
- Wires are concealed by the column and are hidden from view.
- Connectivity solutions include Vox® Double Sided Forum and Vox® Simple PopUp Forum



# VOX® LCS TABLES


BOAT SHAPE

Design Nienkämper , Jeremy Gibson



Specify edge type; add the two letter code after the model number.

All Boat shape table sizes available with optional 6" radius  
"Soft" corner (must be specified at time of order)




Model Number	W"	D"	H"	Top Finish	List Price
--------------	----	----	----	------------	------------

Standard Features:


## Adjustable Height

34595/23045	96	42	29½-42	Veneer	25,955
<b>34595/53045</b>	<b>96</b>	<b>42</b>	<b>29½-42</b>	<b>P-Lam</b>	<b>24,910</b>
34596/23045	96	48	29½-42	Veneer	26,190
<b>34596/53045</b>	<b>96</b>	<b>48</b>	<b>29½-42</b>	<b>P-Lam</b>	<b>25,105</b>
34597/23045	96	54	29½-42	Veneer	26,435
<b>34597/53045</b>	<b>96</b>	<b>54</b>	<b>29½-42</b>	<b>P-Lam</b>	<b>25,290</b>
34598/23045	96	60	29½-42	Veneer	26,705
<b>34598/53045</b>	<b>96</b>	<b>60</b>	<b>29½-42</b>	<b>P-Lam</b>	<b>25,510</b>
34599/23045	108	42	29½-42	Veneer	26,240
<b>34599/53045</b>	<b>108</b>	<b>42</b>	<b>29½-42</b>	<b>P-Lam</b>	<b>25,010</b>
34600/23045	108	48	29½-42	Veneer	26,620
<b>34600/53045</b>	<b>108</b>	<b>48</b>	<b>29½-42</b>	<b>P-Lam</b>	<b>25,345</b>
34601/23045	108	54	29½-42	Veneer	26,765
<b>34601/53045</b>	<b>108</b>	<b>54</b>	<b>29½-42</b>	<b>P-Lam</b>	<b>25,395</b>
34602/23045	108	60	29½-42	Veneer	27,035
<b>34602/53045</b>	<b>108</b>	<b>60</b>	<b>29½-42</b>	<b>P-Lam</b>	<b>25,590</b>
34603/23045	120	42	29½-42	Veneer	26,505
<b>34603/53045</b>	<b>120</b>	<b>42</b>	<b>29½-42</b>	<b>P-Lam</b>	<b>25,270</b>
34604/23045	120	48	29½-42	Veneer	27,010
<b>34604/53045</b>	<b>120</b>	<b>48</b>	<b>29½-42</b>	<b>P-Lam</b>	<b>25,510</b>
34605/23045	120	54	29½-42	Veneer	27,435
<b>34605/53045</b>	<b>120</b>	<b>54</b>	<b>29½-42</b>	<b>P-Lam</b>	<b>25,755</b>
34606/23045	120	60	29½-42	Veneer	27,740
<b>34606/53045</b>	<b>120</b>	<b>60</b>	<b>29½-42</b>	<b>P-Lam</b>	<b>25,860</b>
34607/23045	132	42	29½-42	Veneer	26,900
<b>34607/53045</b>	<b>132</b>	<b>42</b>	<b>29½-42</b>	<b>P-Lam</b>	<b>25,510</b>
34608/23045	132	48	29½-42	Veneer	27,325
<b>34608/53045</b>	<b>132</b>	<b>48</b>	<b>29½-42</b>	<b>P-Lam</b>	<b>25,725</b>
34609/23045	132	54	29½-42	Veneer	27,820
<b>34609/53045</b>	<b>132</b>	<b>54</b>	<b>29½-42</b>	<b>P-Lam</b>	<b>25,860</b>
34610/23045	132	60	29½-42	Veneer	28,070
<b>34610/53045</b>	<b>132</b>	<b>60</b>	<b>29½-42</b>	<b>P-Lam</b>	<b>26,015</b>
34611/23045	144	42	29½-42	Veneer	27,225
<b>34611/53045</b>	<b>144</b>	<b>42</b>	<b>29½-42</b>	<b>P-Lam</b>	<b>25,645</b>
34612/23045	144	48	29½-42	Veneer	27,685
<b>34612/53045</b>	<b>144</b>	<b>48</b>	<b>29½-42</b>	<b>P-Lam</b>	<b>25,955</b>
34613/23045	144	54	29½-42	Veneer	28,235
<b>34613/53045</b>	<b>144</b>	<b>54</b>	<b>29½-42</b>	<b>P-Lam</b>	<b>26,165</b>
34614/23045	144	60	29½-42	Veneer	28,665
<b>34614/53045</b>	<b>144</b>	<b>60</b>	<b>29½-42</b>	<b>P-Lam</b>	<b>26,435</b>
34615/23045	156	42	29½-42	Veneer	27,470
<b>34615/53045</b>	<b>156</b>	<b>42</b>	<b>29½-42</b>	<b>P-Lam</b>	<b>25,810</b>
34616/23045	156	48	29½-42	Veneer	28,005
<b>34616/53045</b>	<b>156</b>	<b>48</b>	<b>29½-42</b>	<b>P-Lam</b>	<b>26,190</b>
34617/23045	156	54	29½-42	Veneer	28,635
<b>34617/53045</b>	<b>156</b>	<b>54</b>	<b>29½-42</b>	<b>P-Lam</b>	<b>26,455</b>
34618/23045	156	60	29½-42	Veneer	29,130
<b>34618/53045</b>	<b>156</b>	<b>60</b>	<b>29½-42</b>	<b>P-Lam</b>	<b>26,765</b>

- Tops available in all Nienkämper standard veneers, finishes and plastic laminates.
- Black Neather wrapped base with contrasting stitch is standard but all Nienkämper Neathers are also available.
- Shrouds and columns are powder coated black (PC-06).
- Base must be floor mounted on site by others according to acceptable means.
- Wires are concealed by the column and are hidden from view.
- Connectivity solutions include Vox® Double Sided Forum and Vox® Simple PopUp Forum
- Electric, ultra quiet height adjustable system with a variety of touch controls. Contact customer service for details 800.668.9318.



Specify edge type; add the two letter code after the model number.




Model				Top	List					Top	List	
Number	W"	D"	H"	Finish	Price	Model Number	W"	D"	H"	Finish	Price	Standard Features:
Fixed Height (Seating)						Fixed Height (Standing)						<ul style="list-style-type: none"><li>• Tops available in all Nienkämper standard veneers, finishes and plastic laminates.</li><li>• Black Neather wrapped base with contrasting stitch is standard but all Nienkämper Neathers are also available.</li><li>• Shrouds and columns are powder coated black (PC-06).</li><li>• Base must be floor mounted on site by others according to acceptable means.</li><li>• Wires are concealed by the column and are hidden from view.</li><li>• Connectivity solutions include Vox® Double Sided Forum and Vox® Simple PopUp Forum</li></ul>
34461/230	96	42	29	Veneer	20,200	34461/238	96	42	38	Veneer	21,860	
<b>34461/530</b>	<b>96</b>	<b>42</b>	<b>29</b>	<b>P-Lam</b>	<b>19,145</b>	<b>34461/538</b>	<b>96</b>	<b>42</b>	<b>38</b>	<b>P-Lam</b>	<b>20,805</b>	
34462/230	96	48	29	Veneer	20,445	34462/238	96	48	38	Veneer	22,105	
<b>34462/530</b>	<b>96</b>	<b>48</b>	<b>29</b>	<b>P-Lam</b>	<b>19,335</b>	<b>34462/538</b>	<b>96</b>	<b>48</b>	<b>38</b>	<b>P-Lam</b>	<b>21,000</b>	
34463/230	96	54	29	Veneer	20,705	34463/238	96	54	38	Veneer	22,365	
<b>34463/530</b>	<b>96</b>	<b>54</b>	<b>29</b>	<b>P-Lam</b>	<b>19,530</b>	<b>34463/538</b>	<b>96</b>	<b>54</b>	<b>38</b>	<b>P-Lam</b>	<b>21,200</b>	
34464/230	96	60	29	Veneer	20,980	34464/238	96	60	38	Veneer	22,640	
<b>34464/530</b>	<b>96</b>	<b>60</b>	<b>29</b>	<b>P-Lam</b>	<b>19,760</b>	<b>34464/538</b>	<b>96</b>	<b>60</b>	<b>38</b>	<b>P-Lam</b>	<b>21,415</b>	
34465/230	108	42	29	Veneer	20,505	34465/238	108	42	38	Veneer	22,175	
<b>34465/530</b>	<b>108</b>	<b>42</b>	<b>29</b>	<b>P-Lam</b>	<b>19,255</b>	<b>34465/538</b>	<b>108</b>	<b>42</b>	<b>38</b>	<b>P-Lam</b>	<b>20,915</b>	
34466/230	108	48	29	Veneer	20,890	34466/238	108	48	38	Veneer	22,555	
<b>34466/530</b>	<b>108</b>	<b>48</b>	<b>29</b>	<b>P-Lam</b>	<b>19,590</b>	<b>34466/538</b>	<b>108</b>	<b>48</b>	<b>38</b>	<b>P-Lam</b>	<b>21,245</b>	
34467/230	108	54	29	Veneer	21,030	34467/238	108	54	38	Veneer	22,695	
<b>34467/530</b>	<b>108</b>	<b>54</b>	<b>29</b>	<b>P-Lam</b>	<b>19,650</b>	<b>34467/538</b>	<b>108</b>	<b>54</b>	<b>38</b>	<b>P-Lam</b>	<b>21,315</b>	
34468/230	108	60	29	Veneer	21,315	34468/238	108	60	38	Veneer	22,970	
<b>34468/530</b>	<b>108</b>	<b>60</b>	<b>29</b>	<b>P-Lam</b>	<b>19,840</b>	<b>34468/538</b>	<b>108</b>	<b>60</b>	<b>38</b>	<b>P-Lam</b>	<b>21,495</b>	
34469/230	120	42	29	Veneer	20,775	34469/238	120	42	38	Veneer	22,440	
<b>34469/530</b>	<b>120</b>	<b>42</b>	<b>29</b>	<b>P-Lam</b>	<b>19,505</b>	<b>34469/538</b>	<b>120</b>	<b>42</b>	<b>38</b>	<b>P-Lam</b>	<b>21,170</b>	
34470/230	120	48	29	Veneer	21,275	34470/238	120	48	38	Veneer	22,945	
<b>34470/530</b>	<b>120</b>	<b>48</b>	<b>29</b>	<b>P-Lam</b>	<b>19,760</b>	<b>34470/538</b>	<b>120</b>	<b>48</b>	<b>38</b>	<b>P-Lam</b>	<b>21,415</b>	
34471/230	120	54	29	Veneer	21,720	34471/238	120	54	38	Veneer	23,390	
<b>34471/530</b>	<b>120</b>	<b>54</b>	<b>29</b>	<b>P-Lam</b>	<b>20,000</b>	<b>34471/538</b>	<b>120</b>	<b>54</b>	<b>38</b>	<b>P-Lam</b>	<b>21,670</b>	
34472/230	120	60	29	Veneer	22,030	34472/238	120	60	38	Veneer	23,690	
<b>34472/530</b>	<b>120</b>	<b>60</b>	<b>29</b>	<b>P-Lam</b>	<b>20,115</b>	<b>34472/538</b>	<b>120</b>	<b>60</b>	<b>38</b>	<b>P-Lam</b>	<b>21,785</b>	
34473/230	132	42	29	Veneer	21,170	34473/238	132	42	38	Veneer	22,840	
<b>34473/530</b>	<b>132</b>	<b>42</b>	<b>29</b>	<b>P-Lam</b>	<b>19,760</b>	<b>34473/538</b>	<b>132</b>	<b>42</b>	<b>38</b>	<b>P-Lam</b>	<b>21,415</b>	
34474/230	132	48	29	Veneer	21,610	34474/238	132	48	38	Veneer	23,275	
<b>34474/530</b>	<b>132</b>	<b>48</b>	<b>29</b>	<b>P-Lam</b>	<b>19,980</b>	<b>34474/538</b>	<b>132</b>	<b>48</b>	<b>38</b>	<b>P-Lam</b>	<b>21,640</b>	
34475/230	132	54	29	Veneer	22,105	34475/238	132	54	38	Veneer	23,775	
<b>34475/530</b>	<b>132</b>	<b>54</b>	<b>29</b>	<b>P-Lam</b>	<b>20,115</b>	<b>34475/538</b>	<b>132</b>	<b>54</b>	<b>38</b>	<b>P-Lam</b>	<b>21,785</b>	
34476/230	132	60	29	Veneer	22,365	34476/238	132	60	38	Veneer	24,025	
<b>34476/530</b>	<b>132</b>	<b>60</b>	<b>29</b>	<b>P-Lam</b>	<b>20,285</b>	<b>34476/538</b>	<b>132</b>	<b>60</b>	<b>38</b>	<b>P-Lam</b>	<b>21,955</b>	
34477/230	144	42	29	Veneer	21,495	34477/238	144	42	38	Veneer	23,170	
<b>34477/530</b>	<b>144</b>	<b>42</b>	<b>29</b>	<b>P-Lam</b>	<b>19,895</b>	<b>34477/538</b>	<b>144</b>	<b>42</b>	<b>38</b>	<b>P-Lam</b>	<b>21,560</b>	
34478/230	144	48	29	Veneer	21,975	34478/238	144	48	38	Veneer	23,645	
<b>34478/530</b>	<b>144</b>	<b>48</b>	<b>29</b>	<b>P-Lam</b>	<b>20,200</b>	<b>34478/538</b>	<b>144</b>	<b>48</b>	<b>38</b>	<b>P-Lam</b>	<b>21,860</b>	
34479/230	144	54	29	Veneer	22,530	34479/238	144	54	38	Veneer	24,185	
<b>34479/530</b>	<b>144</b>	<b>54</b>	<b>29</b>	<b>P-Lam</b>	<b>20,420</b>	<b>34479/538</b>	<b>144</b>	<b>54</b>	<b>38</b>	<b>P-Lam</b>	<b>22,085</b>	
34480/230	144	60	29	Veneer	22,970	34480/238	144	60	38	Veneer	24,630	
<b>34480/530</b>	<b>144</b>	<b>60</b>	<b>29</b>	<b>P-Lam</b>	<b>20,705</b>	<b>34480/538</b>	<b>144</b>	<b>60</b>	<b>38</b>	<b>P-Lam</b>	<b>22,365</b>	
34481/230	156	42	29	Veneer	21,755	34481/238	156	42	38	Veneer	23,415	
<b>34481/530</b>	<b>156</b>	<b>42</b>	<b>29</b>	<b>P-Lam</b>	<b>20,065</b>	<b>34481/538</b>	<b>156</b>	<b>42</b>	<b>38</b>	<b>P-Lam</b>	<b>21,720</b>	
34482/230	156	48	29	Veneer	22,305	34482/238	156	48	38	Veneer	23,970	
<b>34482/530</b>	<b>156</b>	<b>48</b>	<b>29</b>	<b>P-Lam</b>	<b>20,445</b>	<b>34482/538</b>	<b>156</b>	<b>48</b>	<b>38</b>	<b>P-Lam</b>	<b>22,105</b>	
34483/230	156	54	29	Veneer	22,945	34483/238	156	54	38	Veneer	24,610	
<b>34483/530</b>	<b>156</b>	<b>54</b>	<b>29</b>	<b>P-Lam</b>	<b>20,725</b>	<b>34483/538</b>	<b>156</b>	<b>54</b>	<b>38</b>	<b>P-Lam</b>	<b>22,400</b>	
34484/230	156	60	29	Veneer	23,445	34484/238	156	60	38	Veneer	25,105	
<b>34484/530</b>	<b>156</b>	<b>60</b>	<b>29</b>	<b>P-Lam</b>	<b>21,030</b>	<b>34484/538</b>	<b>156</b>	<b>60</b>	<b>38</b>	<b>P-Lam</b>	<b>22,695</b>	

# VOX® LCS TABLES

RACETRACK SHAPE Design Nienkämper , Jeremy Gibson



Specify edge type; add the two letter code after the model number.



All Boat shape table sizes available with optional 6" radius  
"Soft" corner (must be specified at time of order)

Model Number	W"	D"	H"	Top Finish	List Price	Standard Features:
<b>Adjustable Height</b>						<ul style="list-style-type: none"> <li>• Tops available in all Nienkämper standard veneers, finishes and plastic laminates.</li> <li>• Black Neather wrapped base with contrasting stitch is standard but all Nienkämper Neathers are also available.</li> <li>• Shrouds and columns are powder coated black (PC-06).</li> <li>• Base must be floor mounted on site by others according to acceptable means.</li> <li>• Wires are concealed by the column and are hidden from view.</li> <li>• Connectivity solutions include Vox® Double Sided Forum and Vox® Simple PopUp Forum</li> <li>• Electric, ultra quiet height adjustable system with a variety of touch controls. Contact customer service for details 800.668.9318.</li> </ul>
34485/23045	96	42	29½-42	Veneer	26,440	
<b>34485/53045</b>	<b>96</b>	<b>42</b>	<b>29½-42</b>	<b>P-Lam</b>	<b>25,390</b>	
34486/23045	96	48	29½-42	Veneer	26,695	
<b>34486/53045</b>	<b>96</b>	<b>48</b>	<b>29½-42</b>	<b>P-Lam</b>	<b>25,580</b>	
34487/23045	96	54	29½-42	Veneer	26,945	
<b>34487/53045</b>	<b>96</b>	<b>54</b>	<b>29½-42</b>	<b>P-Lam</b>	<b>25,770</b>	
34488/23045	96	60	29½-42	Veneer	27,220	
<b>34488/53045</b>	<b>96</b>	<b>60</b>	<b>29½-42</b>	<b>P-Lam</b>	<b>25,995</b>	
34489/23045	108	42	29½-42	Veneer	26,745	
<b>34489/53045</b>	<b>108</b>	<b>42</b>	<b>29½-42</b>	<b>P-Lam</b>	<b>25,500</b>	
34490/23045	108	48	29½-42	Veneer	27,140	
<b>34490/53045</b>	<b>108</b>	<b>48</b>	<b>29½-42</b>	<b>P-Lam</b>	<b>25,840</b>	
34491/23045	108	54	29½-42	Veneer	27,275	
<b>34491/53045</b>	<b>108</b>	<b>54</b>	<b>29½-42</b>	<b>P-Lam</b>	<b>25,880</b>	
34492/23045	108	60	29½-42	Veneer	27,545	
<b>34492/53045</b>	<b>108</b>	<b>60</b>	<b>29½-42</b>	<b>P-Lam</b>	<b>26,080</b>	
34493/23045	120	42	29½-42	Veneer	27,030	
<b>34493/53045</b>	<b>120</b>	<b>42</b>	<b>29½-42</b>	<b>P-Lam</b>	<b>25,750</b>	
34494/23045	120	48	29½-42	Veneer	27,525	
<b>34494/53045</b>	<b>120</b>	<b>48</b>	<b>29½-42</b>	<b>P-Lam</b>	<b>25,995</b>	
34495/23045	120	54	29½-42	Veneer	27,960	
<b>34495/53045</b>	<b>120</b>	<b>54</b>	<b>29½-42</b>	<b>P-Lam</b>	<b>26,240</b>	
34496/23045	120	60	29½-42	Veneer	28,275	
<b>34496/53045</b>	<b>120</b>	<b>60</b>	<b>29½-42</b>	<b>P-Lam</b>	<b>26,365</b>	
34497/23045	132	42	29½-42	Veneer	27,415	
<b>34497/53045</b>	<b>132</b>	<b>42</b>	<b>29½-42</b>	<b>P-Lam</b>	<b>25,995</b>	
34498/23045	132	48	29½-42	Veneer	27,860	
<b>34498/53045</b>	<b>132</b>	<b>48</b>	<b>29½-42</b>	<b>P-Lam</b>	<b>26,215</b>	
34499/23045	132	54	29½-42	Veneer	28,360	
<b>34499/53045</b>	<b>132</b>	<b>54</b>	<b>29½-42</b>	<b>P-Lam</b>	<b>26,365</b>	
34500/23045	132	60	29½-42	Veneer	28,615	
<b>34500/53045</b>	<b>132</b>	<b>60</b>	<b>29½-42</b>	<b>P-Lam</b>	<b>26,530</b>	
34501/23045	144	42	29½-42	Veneer	27,745	
<b>34501/53045</b>	<b>144</b>	<b>42</b>	<b>29½-42</b>	<b>P-Lam</b>	<b>26,140</b>	
34502/23045	144	48	29½-42	Veneer	28,215	
<b>34502/53045</b>	<b>144</b>	<b>48</b>	<b>29½-42</b>	<b>P-Lam</b>	<b>26,440</b>	
34503/23045	144	54	29½-42	Veneer	28,770	
<b>34503/53045</b>	<b>144</b>	<b>54</b>	<b>29½-42</b>	<b>P-Lam</b>	<b>26,660</b>	
34504/23045	144	60	29½-42	Veneer	29,220	
<b>34504/53045</b>	<b>144</b>	<b>60</b>	<b>29½-42</b>	<b>P-Lam</b>	<b>26,945</b>	
34505/23045	156	42	29½-42	Veneer	28,000	
<b>34505/53045</b>	<b>156</b>	<b>42</b>	<b>29½-42</b>	<b>P-Lam</b>	<b>26,305</b>	
34506/23045	156	48	29½-42	Veneer	28,540	
<b>34506/53045</b>	<b>156</b>	<b>48</b>	<b>29½-42</b>	<b>P-Lam</b>	<b>26,695</b>	
34507/23045	156	54	29½-42	Veneer	29,175	
<b>34507/53045</b>	<b>156</b>	<b>54</b>	<b>29½-42</b>	<b>P-Lam</b>	<b>26,965</b>	
34508/23045	156	60	29½-42	Veneer	29,695	
<b>34508/53045</b>	<b>156</b>	<b>60</b>	<b>29½-42</b>	<b>P-Lam</b>	<b>27,275</b>	



# VOX® LCS TABLES

SUPER ELLIPSE SHAPE Design Nienkämper , Jeremy Gibson

Specify edge type; add the two letter code after the model number.



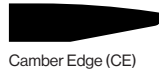
Facet Edge (FC)



Taper Edge (TE)



Flowform Edge (FF)  
5% upcharge  
laminate not available



Camber Edge (CE)  
5% upcharge  
laminate not available

Model Number	W"	D"	H"	Top Finish	List Price	Model Number	W"	D"	H"	Top Finish	List Price	Standard Features:
--------------	----	----	----	------------	------------	--------------	----	----	----	------------	------------	--------------------

## Fixed Height (Seating)

34511/230	96	42	29	Veneer	20,575
<b>34511/530</b>	<b>96</b>	<b>42</b>	<b>29</b>	<b>P-Lam</b>	<b>19,505</b>
34512/230	96	48	29	Veneer	20,830
<b>34512/530</b>	<b>96</b>	<b>48</b>	<b>29</b>	<b>P-Lam</b>	<b>19,700</b>
34513/230	96	54	29	Veneer	21,095
<b>34513/530</b>	<b>96</b>	<b>54</b>	<b>29</b>	<b>P-Lam</b>	<b>19,900</b>
34514/230	96	60	29	Veneer	21,370
<b>34514/530</b>	<b>96</b>	<b>60</b>	<b>29</b>	<b>P-Lam</b>	<b>20,125</b>
34515/230	108	42	29	Veneer	20,885
<b>34515/530</b>	<b>108</b>	<b>42</b>	<b>29</b>	<b>P-Lam</b>	<b>19,610</b>
34516/230	108	48	29	Veneer	21,275
<b>34516/530</b>	<b>108</b>	<b>48</b>	<b>29</b>	<b>P-Lam</b>	<b>19,960</b>
34517/230	108	54	29	Veneer	21,435
<b>34517/530</b>	<b>108</b>	<b>54</b>	<b>29</b>	<b>P-Lam</b>	<b>20,010</b>
34518/230	108	60	29	Veneer	21,705
<b>34518/530</b>	<b>108</b>	<b>60</b>	<b>29</b>	<b>P-Lam</b>	<b>20,210</b>
34519/230	120	42	29	Veneer	21,170
<b>34519/530</b>	<b>120</b>	<b>42</b>	<b>29</b>	<b>P-Lam</b>	<b>19,875</b>
34520/230	120	48	29	Veneer	21,685
<b>34520/530</b>	<b>120</b>	<b>48</b>	<b>29</b>	<b>P-Lam</b>	<b>20,125</b>
34521/230	120	54	29	Veneer	22,125
<b>34521/530</b>	<b>120</b>	<b>54</b>	<b>29</b>	<b>P-Lam</b>	<b>20,370</b>
34522/230	120	60	29	Veneer	22,440
<b>34522/530</b>	<b>120</b>	<b>60</b>	<b>29</b>	<b>P-Lam</b>	<b>20,495</b>
34523/230	132	42	29	Veneer	21,575
<b>34523/530</b>	<b>132</b>	<b>42</b>	<b>29</b>	<b>P-Lam</b>	<b>20,125</b>
34524/230	132	48	29	Veneer	22,025
<b>34524/530</b>	<b>132</b>	<b>48</b>	<b>29</b>	<b>P-Lam</b>	<b>20,350</b>
34525/230	132	54	29	Veneer	22,530
<b>34525/530</b>	<b>132</b>	<b>54</b>	<b>29</b>	<b>P-Lam</b>	<b>20,495</b>
34526/230	132	60	29	Veneer	22,785
<b>34526/530</b>	<b>132</b>	<b>60</b>	<b>29</b>	<b>P-Lam</b>	<b>20,660</b>
34527/230	144	42	29	Veneer	21,910
<b>34527/530</b>	<b>144</b>	<b>42</b>	<b>29</b>	<b>P-Lam</b>	<b>20,275</b>
34528/230	144	48	29	Veneer	22,395
<b>34528/530</b>	<b>144</b>	<b>48</b>	<b>29</b>	<b>P-Lam</b>	<b>20,575</b>
34529/230	144	54	29	Veneer	22,955
<b>34529/530</b>	<b>144</b>	<b>54</b>	<b>29</b>	<b>P-Lam</b>	<b>20,805</b>
34530/230	144	60	29	Veneer	23,405
<b>34530/530</b>	<b>144</b>	<b>60</b>	<b>29</b>	<b>P-Lam</b>	<b>21,095</b>
34531/230	156	42	29	Veneer	22,175
<b>34531/530</b>	<b>156</b>	<b>42</b>	<b>29</b>	<b>P-Lam</b>	<b>20,440</b>
34532/230	156	48	29	Veneer	22,725
<b>34532/530</b>	<b>156</b>	<b>48</b>	<b>29</b>	<b>P-Lam</b>	<b>20,830</b>
34533/230	156	54	29	Veneer	23,370
<b>34533/530</b>	<b>156</b>	<b>54</b>	<b>29</b>	<b>P-Lam</b>	<b>21,120</b>
34534/230	156	60	29	Veneer	23,890
<b>34534/530</b>	<b>156</b>	<b>60</b>	<b>29</b>	<b>P-Lam</b>	<b>21,435</b>

## Fixed Height (Standing)

34511/238	96	42	38	Veneer	22,275
<b>34511/538</b>	<b>96</b>	<b>42</b>	<b>38</b>	<b>P-Lam</b>	<b>21,200</b>
34512/238	96	48	38	Veneer	22,530
<b>34512/538</b>	<b>96</b>	<b>48</b>	<b>38</b>	<b>P-Lam</b>	<b>21,400</b>
34513/238	96	54	38	Veneer	22,785
<b>34513/538</b>	<b>96</b>	<b>54</b>	<b>38</b>	<b>P-Lam</b>	<b>21,595</b>
34514/238	96	60	38	Veneer	23,065
<b>34514/538</b>	<b>96</b>	<b>60</b>	<b>38</b>	<b>P-Lam</b>	<b>21,815</b>
34515/238	108	42	38	Veneer	22,590
<b>34515/538</b>	<b>108</b>	<b>42</b>	<b>38</b>	<b>P-Lam</b>	<b>21,315</b>
34516/238	108	48	38	Veneer	22,980
<b>34516/538</b>	<b>108</b>	<b>48</b>	<b>38</b>	<b>P-Lam</b>	<b>21,645</b>
34517/238	108	54	38	Veneer	23,125
<b>34517/538</b>	<b>108</b>	<b>54</b>	<b>38</b>	<b>P-Lam</b>	<b>21,705</b>
34518/238	108	60	38	Veneer	23,405
<b>34518/538</b>	<b>108</b>	<b>60</b>	<b>38</b>	<b>P-Lam</b>	<b>21,910</b>
34519/238	120	42	38	Veneer	22,870
<b>34519/538</b>	<b>120</b>	<b>42</b>	<b>38</b>	<b>P-Lam</b>	<b>21,575</b>
34520/238	120	48	38	Veneer	23,370
<b>34520/538</b>	<b>120</b>	<b>48</b>	<b>38</b>	<b>P-Lam</b>	<b>21,815</b>
34521/238	120	54	38	Veneer	23,825
<b>34521/538</b>	<b>120</b>	<b>54</b>	<b>38</b>	<b>P-Lam</b>	<b>22,080</b>
34522/238	120	60	38	Veneer	24,135
<b>34522/538</b>	<b>120</b>	<b>60</b>	<b>38</b>	<b>P-Lam</b>	<b>22,195</b>
34523/238	132	42	38	Veneer	23,265
<b>34523/538</b>	<b>132</b>	<b>42</b>	<b>38</b>	<b>P-Lam</b>	<b>21,815</b>
34524/238	132	48	38	Veneer	23,705
<b>34524/538</b>	<b>132</b>	<b>48</b>	<b>38</b>	<b>P-Lam</b>	<b>22,045</b>
34525/238	132	54	38	Veneer	24,230
<b>34525/538</b>	<b>132</b>	<b>54</b>	<b>38</b>	<b>P-Lam</b>	<b>22,195</b>
34526/238	132	60	38	Veneer	24,480
<b>34526/538</b>	<b>132</b>	<b>60</b>	<b>38</b>	<b>P-Lam</b>	<b>22,360</b>
34527/238	144	42	38	Veneer	23,610
<b>34527/538</b>	<b>144</b>	<b>42</b>	<b>38</b>	<b>P-Lam</b>	<b>21,965</b>
34528/238	144	48	38	Veneer	24,085
<b>34528/538</b>	<b>144</b>	<b>48</b>	<b>38</b>	<b>P-Lam</b>	<b>22,275</b>
34529/238	144	54	38	Veneer	24,645
<b>34529/538</b>	<b>144</b>	<b>54</b>	<b>38</b>	<b>P-Lam</b>	<b>22,510</b>
34530/238	144	60	38	Veneer	25,095
<b>34530/538</b>	<b>144</b>	<b>60</b>	<b>38</b>	<b>P-Lam</b>	<b>22,785</b>
34531/238	156	42	38	Veneer	23,865
<b>34531/538</b>	<b>156</b>	<b>42</b>	<b>38</b>	<b>P-Lam</b>	<b>22,125</b>
34532/238	156	48	38	Veneer	24,415
<b>34532/538</b>	<b>156</b>	<b>48</b>	<b>38</b>	<b>P-Lam</b>	<b>22,530</b>
34533/238	156	54	38	Veneer	25,075
<b>34533/538</b>	<b>156</b>	<b>54</b>	<b>38</b>	<b>P-Lam</b>	<b>22,810</b>
34534/238	156	60	38	Veneer	25,575
<b>34534/538</b>	<b>156</b>	<b>60</b>	<b>38</b>	<b>P-Lam</b>	<b>23,125</b>


- Tops available in all Nienkämper standard veneers, finishes and plastic laminates.
- Black Neather wrapped base with contrasting stitch is standard but all Nienkämper Neathers are also available.
- Shrouds and columns are powder coated black (PC-06).
- Base must be floor mounted on site by others according to acceptable means.
- Wires are concealed by the column and are hidden from view.
- Connectivity solutions include Vox® Double Sided Forum and Vox® Simple PopUp Forum

# VOX® LCS TABLES

SUPER ELLIPSE SHAPE Design Nienkämper , Jeremy Gibson



Specify edge type; add the two letter code after the model number.



Model Number	W"	D"	H"	Top Finish	List Price	Standard Features:
<b>Adjustable Height</b>						<ul style="list-style-type: none"> <li>Tops available in all Nienkämper standard veneers, finishes and plastic laminates.</li> <li>Black Neather wrapped base with contrasting stitch is standard but all Nienkämper Neathers are also available.</li> <li>Shrouds and columns are powder coated black (PC-06).</li> <li>Base must be floor mounted on site by others according to acceptable means.</li> <li>Wires are concealed by the column and are hidden from view.</li> <li>Connectivity solutions include Vox® Double Sided Forum and Vox® Simple PopUp Forum</li> <li>Electric, ultra quiet height adjustable system with a variety of touch controls. Contact customer service for details 800.668.9318.</li> </ul>
34535/23045	96	42	29½-42	Veneer	26,945	
<b>34535/53045</b>	<b>96</b>	<b>42</b>	<b>29½-42</b>	<b>P-Lam</b>	<b>25,865</b>	
34536/23045	96	48	29½-42	Veneer	27,190	
<b>34536/53045</b>	<b>96</b>	<b>48</b>	<b>29½-42</b>	<b>P-Lam</b>	<b>26,070</b>	
34537/23045	96	54	29½-42	Veneer	27,450	
<b>34537/53045</b>	<b>96</b>	<b>54</b>	<b>29½-42</b>	<b>P-Lam</b>	<b>26,260</b>	
34538/23045	96	60	29½-42	Veneer	27,735	
<b>34538/53045</b>	<b>96</b>	<b>60</b>	<b>29½-42</b>	<b>P-Lam</b>	<b>26,490</b>	
34539/23045	108	42	29½-42	Veneer	27,260	
<b>34539/53045</b>	<b>108</b>	<b>42</b>	<b>29½-42</b>	<b>P-Lam</b>	<b>25,980</b>	
34540/23045	108	48	29½-42	Veneer	27,645	
<b>34540/53045</b>	<b>108</b>	<b>48</b>	<b>29½-42</b>	<b>P-Lam</b>	<b>26,325</b>	
34541/23045	108	54	29½-42	Veneer	27,785	
<b>34541/53045</b>	<b>108</b>	<b>54</b>	<b>29½-42</b>	<b>P-Lam</b>	<b>26,375</b>	
34542/23045	108	60	29½-42	Veneer	28,070	
<b>34542/53045</b>	<b>108</b>	<b>60</b>	<b>29½-42</b>	<b>P-Lam</b>	<b>26,575</b>	
34543/23045	120	42	29½-42	Veneer	27,530	
<b>34543/53045</b>	<b>120</b>	<b>42</b>	<b>29½-42</b>	<b>P-Lam</b>	<b>26,230</b>	
34544/23045	120	48	29½-42	Veneer	28,050	
<b>34544/53045</b>	<b>120</b>	<b>48</b>	<b>29½-42</b>	<b>P-Lam</b>	<b>26,490</b>	
34545/23045	120	54	29½-42	Veneer	28,495	
<b>34545/53045</b>	<b>120</b>	<b>54</b>	<b>29½-42</b>	<b>P-Lam</b>	<b>26,740</b>	
34546/23045	120	60	29½-42	Veneer	28,800	
<b>34546/53045</b>	<b>120</b>	<b>60</b>	<b>29½-42</b>	<b>P-Lam</b>	<b>26,850</b>	
34547/23045	132	42	29½-42	Veneer	27,930	
<b>34547/53045</b>	<b>132</b>	<b>42</b>	<b>29½-42</b>	<b>P-Lam</b>	<b>26,490</b>	
34548/23045	132	48	29½-42	Veneer	28,385	
<b>34548/53045</b>	<b>132</b>	<b>48</b>	<b>29½-42</b>	<b>P-Lam</b>	<b>26,710</b>	
34549/23045	132	54	29½-42	Veneer	28,890	
<b>34549/53045</b>	<b>132</b>	<b>54</b>	<b>29½-42</b>	<b>P-Lam</b>	<b>26,850</b>	
34550/23045	132	60	29½-42	Veneer	29,145	
<b>34550/53045</b>	<b>132</b>	<b>60</b>	<b>29½-42</b>	<b>P-Lam</b>	<b>27,030</b>	
34551/23045	144	42	29½-42	Veneer	28,275	
<b>34551/53045</b>	<b>144</b>	<b>42</b>	<b>29½-42</b>	<b>P-Lam</b>	<b>26,625</b>	
34552/23045	144	48	29½-42	Veneer	28,745	
<b>34552/53045</b>	<b>144</b>	<b>48</b>	<b>29½-42</b>	<b>P-Lam</b>	<b>26,945</b>	
34553/23045	144	54	29½-42	Veneer	29,320	
<b>34553/53045</b>	<b>144</b>	<b>54</b>	<b>29½-42</b>	<b>P-Lam</b>	<b>27,170</b>	
34554/23045	144	60	29½-42	Veneer	29,770	
<b>34554/53045</b>	<b>144</b>	<b>60</b>	<b>29½-42</b>	<b>P-Lam</b>	<b>27,450</b>	
34555/23045	156	42	29½-42	Veneer	28,525	
<b>34555/53045</b>	<b>156</b>	<b>42</b>	<b>29½-42</b>	<b>P-Lam</b>	<b>26,805</b>	
34556/23045	156	48	29½-42	Veneer	29,085	
<b>34556/53045</b>	<b>156</b>	<b>48</b>	<b>29½-42</b>	<b>P-Lam</b>	<b>27,190</b>	
34557/23045	156	54	29½-42	Veneer	29,735	
<b>34557/53045</b>	<b>156</b>	<b>54</b>	<b>29½-42</b>	<b>P-Lam</b>	<b>27,475</b>	
34558/23045	156	60	29½-42	Veneer	30,250	
<b>34558/53045</b>	<b>156</b>	<b>60</b>	<b>29½-42</b>	<b>P-Lam</b>	<b>27,785</b>	





Specify edge type; add the two letter code after the model number.



Facet Edge (FC)



Taper Edge (TE)



Flowform Edge (FF)  
5% upcharge  
laminates not available



Camber Edge (CE)  
5% upcharge  
laminates not available

Model Number	W"	D"	H"	Top Finish	List Price	Model Number	W"	D"	H"	Top Finish	List Price
--------------	----	----	----	------------	------------	--------------	----	----	----	------------	------------

Fixed Height (Seating)

34561/230	48 Dia.	29	Veneer	8,595
<b>34561/530</b>	<b>48 Dia.</b>	<b>29</b>	<b>P-Lam</b>	<b>7,950</b>
34562/230	54 Dia.	29	Veneer	8,990
<b>34562/530</b>	<b>54 Dia.</b>	<b>29</b>	<b>P-Lam</b>	<b>8,075</b>
34563/230	60 Dia.	29	Veneer	9,385
<b>34563/530</b>	<b>60 Dia.</b>	<b>29</b>	<b>P-Lam</b>	<b>8,210</b>

Fixed Height (Standing)

34561/238	48 Dia.	38	Veneer	9,385
<b>34561/538</b>	<b>48 Dia.</b>	<b>38</b>	<b>P-Lam</b>	<b>8,730</b>
34562/238	54 Dia.	38	Veneer	9,780
<b>34562/538</b>	<b>54 Dia.</b>	<b>38</b>	<b>P-Lam</b>	<b>8,860</b>
34563/238	60 Dia.	38	Veneer	10,165
<b>34563/538</b>	<b>60 Dia.</b>	<b>38</b>	<b>P-Lam</b>	<b>8,990</b>

Adjustable Height

34565/23045	48 Dia.	29½-42	Veneer	11,510
<b>34565/53045</b>	<b>48 Dia.</b>	<b>29½-42</b>	<b>P-Lam</b>	<b>10,855</b>
34566/23045	54 Dia.	29½-42	Veneer	11,895
<b>34566/53045</b>	<b>54 Dia.</b>	<b>29½-42</b>	<b>P-Lam</b>	<b>10,985</b>
34567/23045	60 Dia.	29½-42	Veneer	12,300
<b>34567/53045</b>	<b>60 Dia.</b>	<b>29½-42</b>	<b>P-Lam</b>	<b>11,115</b>

Standard Features:

- Tops available in all Nienkämper standard veneers, finishes and plastic laminates.
- Black Neather wrapped base with contrasting stitch is standard but all Nienkämper Neathers are also available.
- Shrouds and columns are powder coated black (PC-06).
- Base must be floor mounted on site by others according to acceptable means.
- Wires are concealed by the column and are hidden from view.
- Connectivity solutions include Vox® Double Sided Forum and Vox® Simple PopUp Forum
- Electric, ultra quiet height adjustable system with a variety of touch controls. Contact customer service for details 800.668.9318.



### LCS Base

The Vox® LCS Base features slide-to-open exterior panels that provide easy access to wiring while keeping cables neatly concealed. Its generous footprint at floor level offers ample space to hide cabling, core drills, or floor monuments for a clean and organized appearance.

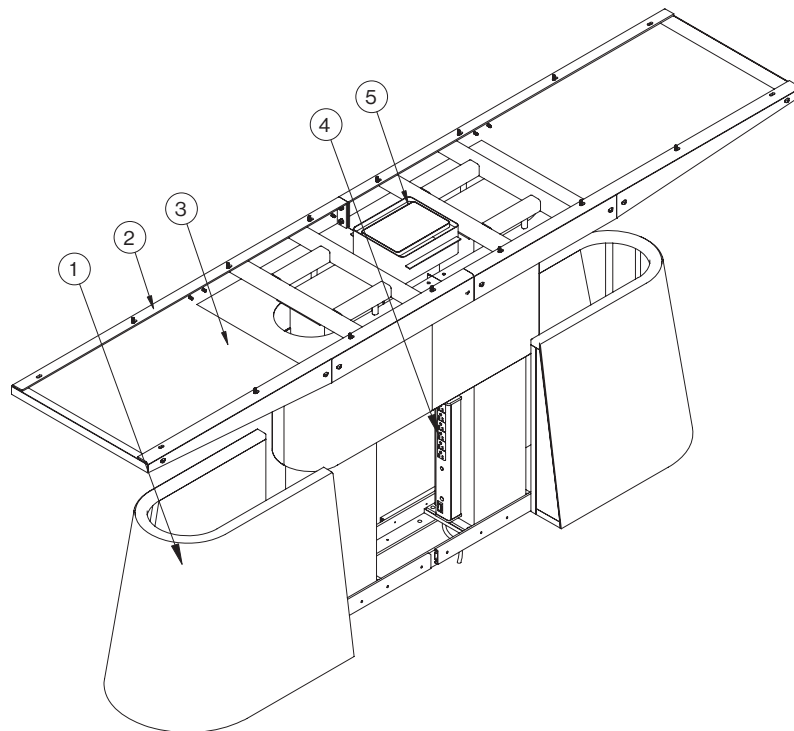
The LCS Base mounts directly to the floor (by others) on site and is available in a single size: 48 ¾" x 17 ¼". Refer to pages 17–21 for detailed dimensions and interior clearances.

After routing cabling through the base to the underside of the top, secure it using the included self-adhesive Wire Management Strips. A metal wire pan mounts to the steel frame to conceal the cables.

When specifying multiple Vox® Forums to be hard-wired on site, the electrician should allow for one J-Box per Forum on the underside of the top to complete site wiring.

Voice and data cabling can also be consolidated by mounting a Data Hub (provided by others) to the underside of the table.

1. LCS Base
2. Steel Support Frame
3. Wire Management Pan
4. Surge Protector
5. Vox® Forum





# TERMS AND CONDITIONS OF SALE

---

## PRICES

All prices are list prices, freight included, blanket-wrapped, dock delivered, from the manufacturing source to any location in the contiguous United States.

Brokerage is paid by Nienkämper for product shipped to the United States.

Due to existing conditions in regard to cost of labor and materials, we reserve the right to change prices without notice.

## TERMS

Net 30 days from date of invoice to accredited buyers. Two per cent (2%) interest charged monthly on overdue accounts. Deposit of 50% is required with order. Terms will be established upon credit evaluation. Due to delays in processing references, first orders may be treated as C.B.D. orders.

## ORDER CONFIRMATION

Orders are accepted upon issuance of our order confirmation and are subject to the terms set forth therein; notwithstanding any variance from the terms of the buyer's order form.

Nienkämper is not liable for any delay or failure to deliver caused by labor or transportation difficulties, accidents, acts of God, failure of sources of supply, or other causes beyond our control, and changes will affect the delivery date.

## CHANGE OF ORDERS OR CANCELLATIONS

Changes or cancellations are subject to our ability to conform. A charge will be levied against cancelled or changed orders based on costs already incurred by Nienkämper. All changes must be in writing and submitted on a revised purchase order. Changes will affect the delivery date.

## STORAGE

If goods cannot be accepted when ready, we may transfer them to storage (which is to be deemed as delivery for invoice purposes). The customer accepts risks and will be charged at prevailing rates.

## FREIGHT

Prices include freight charges, blanket-wrapped, dock delivered, from the manufacturing source to any location in the contiguous United States. Packing and/or crating are available, if required, upcharges apply.

## CLAIMS

All furniture is given to the carrier and signed for in good condition. It is the responsibility of the receiver to sign for the goods in the presence of the carrier and note the condition in which they are received. Freight claims should be filed with the carrier.

## WARRANTY

There are no express or implied warranties, conditions and obligations of the manufacturer, whether statutory or otherwise that extend beyond the description on the face hereof. Our furniture is made to the highest standard and is warranted free from defects of material and workmanship for five years from the date of delivery. During the warranty period we will repair or replace such merchandise as shall prove to be defective, during normal usage in accordance with manufacturer's specifications. The manufacturer shall not be liable for defect wholly attributable to normal manufacturing process. Replacement or repair of the Product shall be the sole remedy of the Customer, and the manufacturer shall not be liable for any direct, indirect, incidental, or consequential loss or damage suffered by the Customer by reason of any defect in workmanship or manufacture of the Product or inability to use the Product. Moreover, this warranty does not cover accidental damage, abuse, alteration, ordinary wear and tear of Goods, negligence and misuse nor variations over which we have no control such as heat or humidity or damage to which the Goods are connected that is not attributable to the failure of the goods themselves. This warranty is null and void when the product is installed with hardware other than that supplied and/or when installed differently than recommended in the installation guide. Modification to the product or hardware may result in failure of the product and cause damage and/or injury.

## WOOD FINISHES

Nienkämper offers a wide variety of standard light finishes on cherry, mahogany and figured anagré wood veneers, and a clear natural finish on figured anagré, figured sycamore, maple, bird's eye maple and curly maple.

Light finishes do not mask the grain and other characteristics of each wood species. It is important to understand that pieces of the same type of wood will not look identical when a light finish is used. The appearance of the finish will also depend on the natural color of the veneer. Cherry darkens over time as the wood ages. Pin knots and gum pockets are inherent traits.

Wood is a naturally variable raw material; its variances are not within the furniture manufacturer's control and are therefore not considered defects under this warranty.