

nienkämpfer

VOX® CONFERENCE

TOWER BASE TABLES



2026

Prices shown are List Prices, FOB our Toronto
Factory- freight charges are extra. Packing and/
or crating is available, if required, upcharges apply.

VOX® TOWER BASE INTERIOR CLEARANCES

Tower Base - Much like the Access base, these bases are designed for maximum capacity to house connectivity /power devices, retractors and cabling inside with ease. An ample foot print and minimal interior obstruction allows floor monuments and core locations to be easily concealed in this attractive wood base. Styling is simple yet elegant with lift off panels and fixed ends supporting the base. Four sizes are available depending on table depth and specific dimensional details can be found in the information below. All Nienkämper fine wood veneers and plastic laminates are available to suit your needs. Detailed drawings for all standard Vox tables, including base locations, can be downloaded from www.nienkamper.com

Description	Base Width"		Base Depth"		Interior Clearance	
					L"	W"
TOWER BASE PLAN VIEW	20		11 ⁵ / ₈		5	7
	24		14 ⁷ / ₈		6 ³ / ₄	10
	30		15 ¹ / ₄		7 ¹ / ₄	12
	36		15 ³ / ₄		7 ¹ / ₄	12

The technical drawings illustrate the dimensions and components of the Tower Base. The Plan View shows the base width (W) and interior clearance (A). The Elevation shows the base width. The Side Elevation shows the base depth and panel faces. The Isometric view shows the base depth and panel faces.



HOW TO ORDER VOX® CONFERENCE TABLES

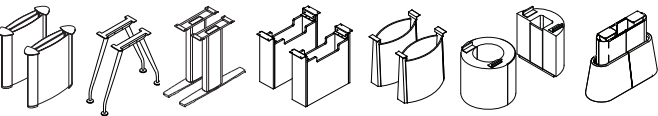
Vox® Conference Tables- Designed for versatility and style, Vox tables are available in a wide range of shapes and sizes to complement any meeting space. Standard heights are 28½" or 29", and the collection can be customized to meet unique requirements. For assistance, contact your local Nienkämper Sales Representative or Customer Service at **800.668.9318**.

SELECT SHAPE



Use the table of contents, or simply flip through the Conference Tables section of the Planning Guide to select a table shape that is suitable. To help find a shape, a small outline of the top is provided in the upper corner of each page.

SELECT BASE OPTION



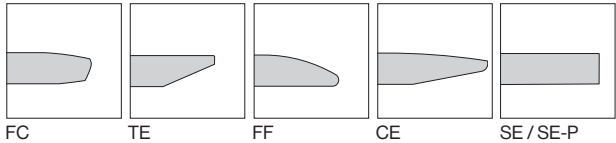
There are seven distinct base designs for each table shape that offer both aesthetic and functional benefits. Each base design is listed by model number for every top shape with options and choices for base finishes. For the Duo, Tri, Quad, Access, Tower and Drum Bases, a wood or plastic laminate finish must be selected, see page 8-11. If not specified otherwise, base finish will match top finish. Pages 17-23 illustrates the features of each base in detail and describes how wiring is accommodated.

SELECT SIZE AND MODEL NUMBER

L"	x	D"	Suggested Seating Capacity*	Top Finish	Top Sections	Model Number
120		42	8 - 10		2	51309/

Select the table size, from as small as 72" x 36" to as large as 240" x 84". Seating capacity is listed and can aid in determining the size required. Select a wood veneer or wood laminate option for your top.

SELECT EDGE PROFILE



Edge profiles can be specified for nearly any table shape. A small profile drawing appears at the top of each page, along with a two- or three-letter code indicating which edge profiles pair best with each top. Add this code to the end of the model number when specifying. For profile photos and scaled drawings, refer to page 13

SELECT VENEER AND FINISH

If a wood veneer top was chosen, a species and finish must be selected. Page 8 describes all wood veneer options.

SELECT LAMINATE

If a laminate top is preferred, Nienkämper offers a variety of wood grain and solid color laminates to choose from. Refer to pages 9-11 for a complete listing as well as instructions for customer specified laminates. Wood edges on wood grain laminate tops are selected to most closely resemble both the species and color of the laminate. Facet and Taper edge profiles are available with laminate tops.

ALUMINUM FINISH

Aluminum finishes must be specified for T-Base, Duo style bases, Access Base trim (if applicable), Forums and Accessories.

SELECT FORUMS (POWER / CONNECTIVITY SOLUTION)

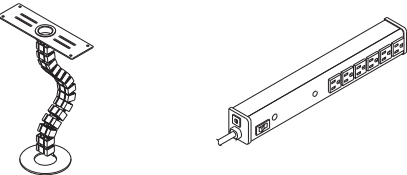


Vox® Forums provide a large variety of options for simple to complex connectivity requirements. Pages 216-245 describe these products and their features. Pages 219-221 show Vox Forum placement along the table top for all sizes of tops. Anodized aluminum finishes are listed on page 12.

Power Troughs or Power Drawers can be added to most Vox® Conference Tables providing a full range of Connectivity and Power solutions. Details can be found on pages 246-263.

For further information on Forums, Power Edge, Power Trough and Power Drawer please contact Customer Service at **800.668.9318**.

SELECT ACCESSORIES



A range of accessories can be specified that will enhance the performance of your Vox® Conference table. All products that relate to wire management can be found on pages 264-277. Accessories, such as table pads and coasters, are also in this section.

veneers

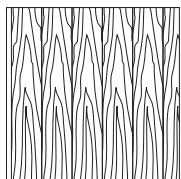
All wood surfaces are protected with a durable polyurethane clear lacquer with UV inhibitor. This finish is known for its exceptional durability, as well as abrasion, chemical, impact and scratch resistance. Standard sheen level is 45 degrees. Optional matte, 5, 10 and 35 degree sheen levels are available on request at no additional cost.

Wood Species	Order Code	Veneer/Stain	Upcharge
Maple	F-01	Natural Maple	No upcharge applies.
	F-02	Natural Curly Maple - Rotary Cut	Add 15%.
	F-03	Natural Bird's Eye Maple - Rotary Cut	Call Customer Service for pricing.
	F-04	Maple Stained Pear	No upcharge applies.
Cherry	F-05	Natural Cherry	No upcharge applies.
	F-06	Standard Cherry	No upcharge applies.
	F-07	Cherry Stained Amber	No upcharge applies.
	F-08	Cherry Stained Auburn	No upcharge applies.
	F-09	Cherry Stained Burgundy	No upcharge applies.
Mahogany	F-10	Light Mahogany	No upcharge applies.
	F-11	Medium Mahogany	No upcharge applies.
	F-12	Dark Mahogany	No upcharge applies.
	F-13	Red Mahogany	No upcharge applies.
Anagre	F-14	Natural Figured Anagre - Qtr. Cut Book-Match	Add 15%.
	F-15	Figured Anagre Stained Amber - Qtr. Cut Book-Match	Add 15%.
Sycamore	F-16	Natural Figured Sycamore - Qtr. Cut Book-Match	Add 15%.
Walnut	F-17	Burnt Walnut	No upcharge applies.
	F-19	Natural Walnut- Flat Cut Book-Match	No upcharge applies.
	F-19FM	Natural Walnut- Flat Cut Book-Match (matte sheen)	No upcharge applies.
	F-27F	Creamy Walnut- Flat Cut Book-Match (10° sheen)	No upcharge applies.
	F-27R	Creamy Walnut - Rift Cut Slip-Match (10° sheen)	Add 5%
	F-28	Tawny Walnut	No upcharge applies.
	F-31FM	Autumn Walnut- Flat Cut Book-Match (matte sheen)	No upcharge applies.
	F-31RM	Autumn Walnut - Rift Cut Slip-Match (matte sheen)	Add 5%
Oak	F-18F	Natural White Oak - Flat Cut Book-Match (10° sheen)	No upcharge applies.
	F-18R	Natural White Oak - Rift Cut Slip-Match (10° sheen)	Add 5%
	F-26	Charcoal Ash On Oak- Flat Cut Book- Match (10° sheen)	No upcharge applies.
	F-29F	Smoky Oak - Flat Cut Book-Match	No upcharge applies.
	F-29R	Smoky Oak - Rift Cut Slip-Match	Add 5%
	F-29FM	Smoky Oak - Flat Cut Book-Match (matte sheen)	No upcharge applies.
	F-29RM	Smoky Oak - Rift Cut Slip-Match (matte sheen)	Add 5%
	F-30FM	Whisper White Oak - Flat Cut Book-Match (matte sheen)	No upcharge applies.
	F-30RM	Whisper White Oak - Rift Cut Slip-Match (matte sheen)	Add 5%
	F-32FM	Cotton White Oak - Flat Cut Book-Match (matte sheen)	No upcharge applies.
	F-32RM	Cotton White Oak - Rift Cut Slip-Match (matte sheen)	Add 5%
Sapele – Ribbon Stripe	F-20	Natural Ribbon Strip Sapele - Qtr. Cut Slip-Match	No upcharge applies.
Moabi (Cherry substitute)	F-21	Natural Moabi - Quarter - Qtr. Cut Book-Match	No upcharge applies.
Cape Coast Walnut	F-22	Dark Cape Coast Walnut - Qtr. Cut Slip-Match	No upcharge applies.
	F-23	Natural Cape Coast Walnut - Qtr. Cut Slip-Match	No upcharge applies.
	F-23	Natural Cape Coast Walnut - Qtr. Cut Slip-Match	No upcharge applies.
Ash	F-25	Slate Gray Ash - Qtr. Cut Slip-Match	No upcharge applies.

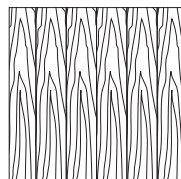
VENEER GRAIN OPTIONS

Nienkämper products utilize the best quality veneers available, and, combined with Nienkämper's patented veneering systems, create work environments of incredible quality and beauty.


All veneer furniture comes standard with flat cut book-match veneer; flat cut slip-match veneer can also be specified. Quarter cut slip-match and quarter cut book-match veneers are available at a 5% upcharge. Figured Anagre and Figured Sycamore veneers are Quarter cut book-matched. Bird's Eye Maple and Curly Maple are rotary cut. Facet Edge, Taper edge, Flowform, Camber and Self edge tops with veneer are manufactured with a solid wood edge. All edges are then veneer wrapped to create a seamless profile top.




Standard V1
Flat Cut Book-Match



Flat Cut Slip-Match V2



Quarter Cut Slip-Match V3
Add 5%



Quarter Cut Book-Match V4
Add 5%

P-LAM

Wood grain plastic laminate surfaces are available on table tops with Facet, Taper and Self edges.

These tops are manufactured with a solid wood edge that is applied prior to the laminate top surface. This method conceals the thickness of the wood edge, while providing the durability required. Wood edges are selected that most closely resemble both the species and the color of the laminate chosen

Nienkämper has pre-selected a number of standard wood grain plastic laminates that represent a cross section of both color and species. Simply include the order code with the model number to make these selections. Alternatively wood grain plastic laminates selected outside of Nienkämper's standard selection can be made by specifying the manufacturer as well as the description and model number of the laminate at the time of order.

Wood Grain Plastic Laminate Surfaces	Order Code	Manufacturer #	Finish
Hardrock Maple	WL2	Pionite WM791-SD	Textured/Suede
Monticello Maple	WL5	Wilsonart 7925-38	Fine Velvet Texture
Fusion Maple	WL13	Wilsonart 7909-60	Matte
New Age Oak	WL14	Wilsonart 7938-38	Fine Velvet Texture
Wild Cherry	WL18	Wilsonart 7054-60	Matte
River Cherry	WL19	Wilsonart 7937-38	Fine Velvet Texture
Montana Walnut	WL20	Wilsonart 7110T-78	Fine Grain
Skyline Walnut	WL26	Wilsonart 7964K-12	Soft Grain
Continental Walnut	WL-29	Wilsonart 8232K-05	Timbergrain
Neo Walnut	WL-30	Wilsonart 7991-38	Fine Velvet Texture
Walnut Heights	WL-31	Wilsonart 7965K-12	Soft Grain
Grayed Oak	WL-32	Formica 5791-PG	Pure Grain Texture
Millennium Oak	WL-33	Formica 5887-58	Matte
Aged Ash	WL-34	Formica 8844-WR	Woodbrush
Lowell Ash	WL-35	Wilsonart 7994-38	Fine Velvet Texture
Natural Ash	WL-36	Formica 8843-WR	Woodbrush
Norwegian Ash	WL-37	Wilsonart 8241-38	Fine Velvet Texture
Weathered Ash	WL-38	Formica 8842-WR	Woodbrush
Smoky Brown Pear	WL-39	Formica 5488-26	Oiled Wood
Studio Teak	WL-40	Wilsonart 7960K-18	Linearity
Fawn Cypress	WL-41	Wilsonart 8208K-16	Casual Rustic
Landmark Wood	WL-42	Wilsonart 7981K-12	Soft Grain
Natural Cerise	WL-43	Formica 8863-58	Matte
Natural Recon	WL-44	Wilsonart 7996-38	Fine Velvet Texture
Pecan Woodline	WL-45	Formica 5883-58	Matte

To specify the wood grain laminate required simply add the Order Code WL_ to the model number of the product.

Samples and specific technical data is available from your local sales representative or by contacting Nienkämper's Customer Service department at **800.668.9318**.

P-LAM

COLORED P-LAM

Both Taper and Self edge profiles are available with a colored laminate top.

Laminate edging on Taper tops. Edging will match the top surface and is applied before the surface laminate. By applying the laminate in this way, the seam is positioned horizontally, which makes it much less conspicuous and more durable.


Wood edging on Self and Taper Edge tops are applied before the laminate. By applying the wood edge in this way, the wood edge thickness is concealed, while providing the durability required. Wood species and finishes for edging can be selected from page 8.

For laminates specified outside of Nienkämper's standard selection, specify the manufacturer as well as the description and model number of the laminate selected at the time of order. For Facet edge tops, the laminate must be a post-forming grade.

Translucent edging on Self and Taper edge tops is applied after the surface laminate. The translucent edge is very durable. Clear translucent edge provides a good match with most white-colored laminates, while a silver translucent edge provides a metallic look and contrast to colored plastic laminates.




P-Lam top & Self edge



P-Lam top & Translucent Self edge



Wood Grain P-Lam top & silver Translucent Self edge



P-Lam top & solid wood Facet edge

*An unavoidable, thin dark line will be visible when specifying a matching p.lam edge. This is more pronounced with light colored laminates

Colored Plastic Laminates Surface	Order Code	Manufacturer #	Finish
Gray (Nienkämper - Light Gray/Putty)	CL-01	Wilsonart 1500-60	Matte
Platinum Gray (Nienkämper - Medium Gray/Clay)	CL-02	Nevamar S6023T	Textured
Slate Grey (Nienkämper - Dark Gray)	CL-03	Wilsonart D91-60	Matte
Black	CL-04	Wilsonart 1595-60	Matte
Angel White	CL-05	Pionite SW-826SD	Textured/ Suede
Frosty White	CL-06	Wilsonart 1573-60	Matte
White (for writable surface)	Contact customer service for details 800.668.9318		Gloss

Add the order code behind the edge profile when specifying.

P-LAM

FINGERPRINT RESISTANT P-LAM

Fingerprint Resistant Plastic Laminate is an innovative material created for interior design applications and is suitable for both vertical and horizontal interior applications on our Nienkämper furniture.

The external surface of Fingerprint Resistant Plastic Laminate involves the use of nanotechnology made possible by next generation acrylic resins.

The unique composition offers extraordinary features coupled with a unique user experience. These include an ultra matte surface (eliminating glare), an ultra sofa feel, an anti-fingerprint surface, thermal healing of micro-scratches, increased durability as well as anti-bacterial and mold-resistant properties.

Edgeband matching all Fingerprint Resistant Plastic Laminate colors is only available when specifying a Taper edge. For Self edge tops 1" and 1 1/4" thick, matching edgeband are only available in Black (RL-01) and White (RL-03). When a matching edgeband is not available, the specified surface laminate is used on the edge. **Contact Customer Service for more details 800.668-9318.**

There is a 20% upcharge on our standard plastic laminate table pricing for Fingerprint Resistant Plastic Laminate.

Colored "Fingerprint Resistant" Plastic Laminate Surface	Order Code	Finish
Black	RL-01	Matte
Gray	RL-02	Matte
White	RL-03	Matte
Sand	RL-04	Matte
Brown	RL-05	Matte
Clay	RL-06	Matte
Beige	RL-07	Matte
Ash	RL-08	Matte
Smoke	RL-09	Matte

Edgeband to Match with Colored "Fingerprint Resistant" Plastic Laminate	Thickness	Order Code
Black	3/4", 1", 1-1/4"	RE-01
Gray	3/4"	RE-02
White	3/4", 1", 1-1/4"	RE-03
Sand	3/4"	RE-04
Brown	3/4"	RE-05
Clay	3/4"	RE-06
Beige	3/4"	RE-07
Ash	3/4"	RE-08
Smoke	3/4"	RE-09

ALUMINUM/PAINT FINISHES - VOX®

ALUMINUM FINISHES

Anodized Aluminum Finishes	Order Code
Silver	AL-01
Champagne	AL-02
Light Bronze	AL-03
Bronze	AL-04
Black	AL-06

Simply specify the finish of choice when placing your order. Note upcharges may apply for non-standard finishes. Anodized aluminum and paint finish samples are available from your local sales representative or by calling Nienkämper's Customer Service department, at **800.668.9318**.

PAINT FINISHES

Some Vox® components are painted.

Paint finishes are generally used when anodizing is not an option, (i.e. castings). While color matching is close, it is impossible to match exactly the qualities of anodizing with paint finishes.

Standard Paint	Order Code
Silver	SP-01
Champagne	SP-02
Light Bronze	SP-03
Angel White	SP-04
Frosty White	SP-05
Black	SP-06

Metallic Paint	Order Code
Silver Metallic	MP-01
Champagne Metallic	MP-02
Light Bronze Metallic	MP-03

Powder Coat Paint	Order Code
Nienkämper Silver	PC-01
Champagne	PC-02
Light Bronze	PC-03
Standard Bronze	PC-04
Black Jack	PC-06
Warm White	PC-07
Red	PC-09
Cool White	PC-12
Pure Orange	PC-14
Lime	PC-16
Sky Blue	PC-17
Cobalt Blue	PC-18
Charcoal Gray (Matte)	PC-22
Matte Red Clay	PC-24
Cream	PC-25
Mulberry	PC-26
Forest Green (Matte)	PC-27
Mustard (Matte)	PC-28

EDGE DETAILS - CONFERENCE TABLES

Conference tables with tops that are 1 1/4" thick have 5 edge profiles to choose from.

To select:

Facet Edge add "FC" after the table model number

Taper Edge add "TE" after the table model number

Flowform Edge add "FF" after the table model number

Camber Edge add "CE" after the table model number

Self Edge add "SE" or "SE-P" (exposed plywood edge) after the table model number

Flowform Edge and Camber Edge require a 5% upcharge

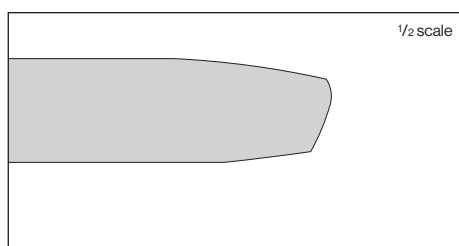
Flowform and Camber edged tops are veneer-wrapped, and are not available with plastic laminate

- Rectangle shape, Boat shape, Vista shape and Congress shape tops specified with a Flowform Edge have this edge profile on two sides only, with self edges on the two ends of the top.
- All conference table tops are 1 1/4" thick, edges are manufactured with a profiled solid wood edge.
- Camber edge is standard with an 8" radius corner feature on rectangle, boat, square, and vista shaped tops.

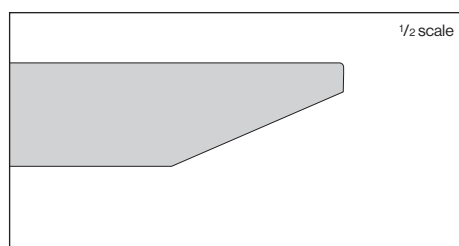
72" x 36" Rectangle top
duo style bases

22033/2TE ← Taper Edge
↑
Wood Top

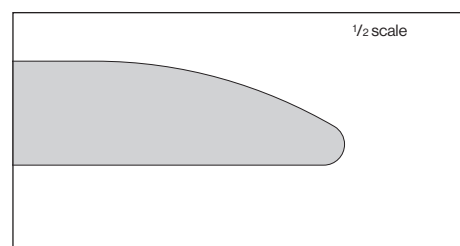
EXAMPLE




Facet Edge "FC"




Taper Edge "TE"




Flowform Edge "FF"



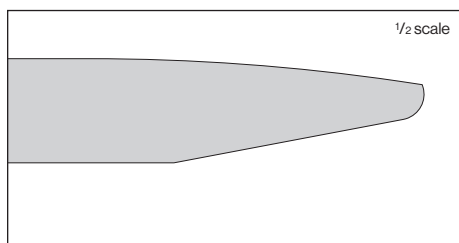
Facet Edge - specify "FC"



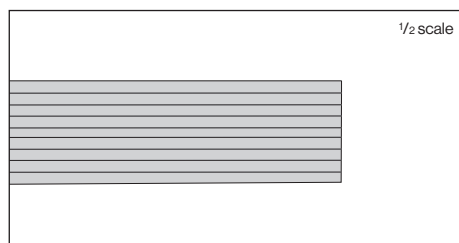
Taper Edge - specify "TE"




Flowform Edge - specify "FF"



Camber Edge "CE"



Self Edge "SE" / Self Edge with Exposed Plywood Core
"SE-P"



Camber Edge - specify "CE"



Self "SE" / Self with Exposed Plywood Core "SE-P"


SPECIAL TOP OPTIONS – VOX® CONFERENCE TABLES

A range of special top options are available for creating unique tables. By adding reveals, stain and veneer combinations personalizing your Vox® conference table has never been easier. Four examples are shown that can be easily included in any of our standard conference tables. Simply specify the option you prefer and Nienkämper's customer service department (**call 800.668.9318**) can provide you with a quotation based on the model of table selected. They will also be happy to help you if a custom combination of veneer and finishes are required.



Option A

Flat cut, Book-matched veneer, Natural finish, 1/4" polished aluminum reveal.




Option B

Flat cut, Book-matched veneer, Natural finish edge, stained center, 1/4" polished aluminum reveal.



Option C

Flat cut, Book-matched veneer (veneer pattern as shown), stained edge, natural finish center, 1/4" polished aluminum reveal.



Option D

Rift cut, Book-matched veneer, Natural finish edge, stained center, 1/4" polished aluminum reveal.

BASE STYLE OPTIONS – VOX® CONFERENCE TABLES

Base Designs

Vox® conference tables offer seven distinct base designs, each combining aesthetic appeal with functional benefits. These base options are available for most top shapes and include a variety of finish choices. All bases are listed by model number for easy reference.

To assist with selection, pages 17-23 provide detailed illustrations and descriptions of each base design along with their wiring capacity.



Vox® Duo Base

The Duo, Tri and Quad base provide ample capacity for storing cabling inside the leg. Available in a range of veneers and stains and anodized finishes.



Vox® Access Base

These bases are designed to manage and conceal cabling while hiding core drills and floor-mounted receptacles for a clean, streamlined look. Available in veneer and plastic laminate with or without aluminum trim—select by model number.



Vox® Tower Base

With a distinctive shape, these bases are designed to manage wiring and conceal core drills and floor-mounted receptacles, while providing generous internal space for cable routing. Available in veneer and plastic laminate. Select by model number.



Vox® Drum Base

Available in 2 styles, Half Drum (shown) or Full Drum bases, both designed to provide generous space for tables with extensive cabling and power needs. The wiring and power cavity is easily accessible—remove the straight panel for the Half Drum style or a section of the base for Full Drum models. Available in various veneers, stains and plastic laminates. Selection is based on model number.

BASE OPTIONS – VOX® CONFERENCE TABLES



Vox® T-Leg Base

The vertical section of the T-Leg base features an integrated channel designed to manage excess cabling and route wires to and from the floor. Available in anodized or polished aluminum—selection determined by model number.



Vox® Taper Base

The very thin profile of the Taper base design is ideal for maximizing space under a table. Available in polished aluminum or silver paint – Select by model number.



Vox® LCS Base


The LCS effortlessly transitions from sitting to standing height at the push of a button. Cabling is concealed within the Neather wrapped base. Also available as a fixed height. – Select by model number.

VOX® CONFERENCE TABLES


RECTANGLE SHAPE Design Nienkämper




Specify edge type; add the two letter code after the model number.




Facet Edge (FC)



Taper Edge (TE)



Flowform Edge (FF)
5% upcharge
laminates not available

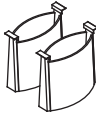


Camber Edge (CE)
5% upcharge
laminates not available

All Rectangular shape table sizes available with optional 6" radius "Soft" corner (must be specified at time of order)

* Based on a chair width of 25".

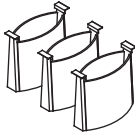
L"	x	D"	Sugg Seat Capacity	Top Finish	Top Sections	Model Number	Number of Bases-Size	2 Tower Bases List Price
72	36	4-6	4-6	Wood	1	83001/2	2-20	7,380
72	36	4-6	4-6	P-Lam	1	83001/5	2-20	6,445
78	38	4-6	4-6	Wood	1	83002/2	2-20	7,920
78	38	4-6	4-6	P-Lam	1	83002/5	2-20	6,860
84	38	6-8	6-8	Wood	1	83003/2	2-20	8,245
84	38	6-8	6-8	P-Lam	1	83003/5	2-20	7,105
84	42	6-8	6-8	Wood	1	83004/2	2-20	8,730
84	42	6-8	6-8	P-Lam	1	83004/5	2-20	7,475
96	42	6-8	6-8	Wood	1	83005/2	2-20	9,485
96	42	6-8	6-8	P-Lam	1	83005/5	2-20	8,060
96	48	6-8	6-8	Wood	1	83006/2	2-20	10,330
96	48	6-8	6-8	P-Lam	1	83006/5	2-20	8,730
108	42	8-10	8-10	Wood	2	83007/2	2-20	10,235
108	42	8-10	8-10	P-Lam	2	83007/5	2-20	8,595
108	48	8-10	8-10	Wood	2	83008/2	2-20	11,180
108	48	8-10	8-10	P-Lam	2	83008/5	2-20	9,355
120	42	8-10	8-10	Wood	2	83009/2	2-20	11,955
120	42	8-10	8-10	P-Lam	2	83009/5	2-20	10,160
120	48	8-10	8-10	Wood	2	83010/2	2-20	12,995
120	48	8-10	8-10	P-Lam	2	83010/5	2-20	10,975
120	54	8-10	8-10	Wood	2	83011/2	2-24	14,410
132	48	8-10	8-10	Wood	2	83012/2	2-20	14,170
132	54	8-10	8-10	Wood	2	83013/2	2-24	15,600
144	48	10-12	10-12	Wood	2	83014/2	2-20	16,610
144	54	10-12	10-12	Wood	2	83015/2	2-24	18,000
144	60	10-12	10-12	Wood	2	83016/2	2-30	19,355



These models are constructed without support rails – bases are attached directly to tops.

* Based on a chair width of 25".

L"	x	D"	Sugg Seat Capacity	Top Finish	Top Sections	Model Number	Number of Bases-Size	3 Tower Bases List Price
156	48	10-12	10-12	Wood	2	83017/2	3-20	17,740
156	54	12-14	12-14	Wood	2	83018/2	3-24	19,290
156	60	12-14	12-14	Wood	2	83019/2	3-30	20,790
156	66	12-14	12-14	Wood	3	83020/2	3-30	22,445
168	48	12-14	12-14	Wood	2	83021/2	3-20	19,780
168	54	12-14	12-14	Wood	2	83022/2	3-24	21,465
168	60	12-14	12-14	Wood	2	83023/2	3-30	23,135
168	66	12-14	12-14	Wood	3	83024/2	3-30	24,930



All table sizes are available with Plastic Laminate top surfaces. To specify, select the desired table size and replace '1/2' in the wood finish model number with '1/5'.

VOX® CONFERENCE TABLES

RECTANGLE SHAPE Design Nienkämper



Specify edge type; add the two letter code after the model number.



Facet Edge (FC)



Taper Edge (TE)



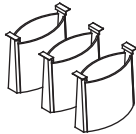
Flowform Edge (FF)
5% upcharge
laminare not available



Camber Edge (CE)
5% upcharge
laminare not available

* Based on a chair width of 25".

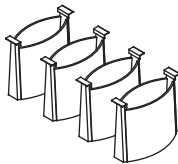
L"	x	D"	Sugg Seat Capacity	Top Finish	Top Sections	Model Number	Number of Bases-Size	3 Tower Bases List Price
180	48	12-14	Wood	3	83025/2	3-20	20,705	
180	54	14-16	Wood	3	83026/2	3-24	22,520	
180	60	14-16	Wood	3	83027/2	3-30	24,275	
180	66	14-16	Wood	3	83028/2	3-30	26,200	
180	72	14-16	Wood	3	83029/2	3-36	28,030	
192	54	14-16	Wood	4	83030/2	3-24	24,165	
192	60	14-16	Wood	4	83031/2	3-30	26,120	
192	66	14-16	Wood	4	83032/2	3-30	28,225	
192	72	14-16	Wood	4	83033/2	3-36	30,220	
204	54	14-16	Wood	4	83034/2	3-24	25,225	
204	60	16-18	Wood	4	83035/2	3-30	27,280	
204	66	16-18	Wood	4	83036/2	3-30	29,500	
204	72	16-18	Wood	4	83037/2	3-36	31,635	
204	78	16-18	Wood	4	83038/2	3-36	33,725	
216	54	16-18	Wood	4	83039/2	3-24	27,060	
216	60	16-18	Wood	4	83040/2	3-30	29,285	
216	66	16-18	Wood	4	83041/2	3-30	31,690	
216	72	16-18	Wood	4	83042/2	3-36	34,015	
216	78	16-18	Wood	4	83043/2	3-36	36,295	



* Based on a chair width of 25".

L"	x	D"	Sugg Seat Capacity	Top Finish	Top Sections	Model Number	Number of Bases-Size	4 Tower Bases List Price
228	54	16-18	Wood	4		83044/2	4-24	29,905
228	60	16-18	Wood	4		83045/2	4-30	32,355
228	66	18-20	Wood	4		83046/2	4-30	35,670
228	72	18-20	Wood	4		83047/2	4-36	37,455
228	78	18-20	Wood	4		83048/2	4-36	39,935
228	84	18-20	Wood	4		83049/2	4-36	42,315
240	54	16-18	Wood	4		83050/2	4-24	31,585
240	60	18-20	Wood	4		83051/2	4-30	34,200
240	66	18-20	Wood	4		83052/2	4-30	36,925
240	72	18-20	Wood	4		83053/2	4-36	39,635
240	78	18-20	Wood	4		83054/2	4-36	42,330
240	84	18-20	Wood	4		83055/2	4-36	44,860

All table sizes are available with Plastic Laminate top surfaces. To specify, select the desired table size and replace '/2' in the wood finish model number with '/5'.




VOX® CONFERENCE TABLES


BOAT SHAPE Design Nienkämper




Specify edge type; add the two letter code after the model number.




Facet Edge (FC)



Taper Edge (TE)



Flowform Edge (FF)
5% upcharge
laminates not available

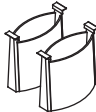


Camber Edge (CE)
5% upcharge
laminates not available

All Boat shape table sizes available with optional 6" radius
"Soft" corner (must be specified at time of order)

* Based on a chair width of 25".

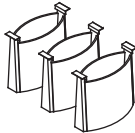
L"	x	D"	Sugg Seat Capacity	Top Finish	Top Sections	Model Number	Number of Bases-Size	2 Tower Bases List Price
72	36	4-6	4-6	Wood	1	83101/2	2-20	7,475
72	36	4-6	4-6	P-Lam	1	83101/5	2-20	6,530
78	38	4-6	4-6	Wood	1	83102/2	2-20	8,060
78	38	4-6	4-6	P-Lam	1	83102/5	2-20	6,975
84	38	6-8	6-8	Wood	1	83103/2	2-20	8,370
84	38	6-8	6-8	P-Lam	1	83103/5	2-20	7,215
84	42	6-8	6-8	Wood	1	83104/2	2-20	8,890
84	42	6-8	6-8	P-Lam	1	83104/5	2-20	7,605
96	42	6-8	6-8	Wood	1	83105/2	2-20	9,645
96	42	6-8	6-8	P-Lam	1	83105/5	2-20	8,180
96	48	6-8	6-8	Wood	1	83106/2	2-20	10,560
96	48	6-8	6-8	P-Lam	1	83106/5	2-20	8,870
108	42	8-10	8-10	Wood	2	83107/2	2-20	10,425
108	42	8-10	8-10	P-Lam	2	83107/5	2-20	8,775
108	48	8-10	8-10	Wood	2	83108/2	2-20	11,430
108	48	8-10	8-10	P-Lam	2	83108/5	2-20	9,545
120	42	8-10	8-10	Wood	2	83109/2	2-20	12,180
120	42	8-10	8-10	P-Lam	2	83109/5	2-20	10,340
120	48	8-10	8-10	Wood	2	83110/2	2-20	13,260
120	48	8-10	8-10	P-Lam	2	83110/5	2-20	11,175
120	54	8-10	8-10	Wood	2	83111/2	2-24	14,710
132	48	8-10	8-10	Wood	2	83112/2	2-20	14,485
132	54	8-10	8-10	Wood	2	83113/2	2-24	15,925
144	48	10-12	10-12	Wood	2	83114/2	2-20	16,950
144	54	10-12	10-12	Wood	2	83115/2	2-24	18,385
144	60	10-12	10-12	Wood	2	83116/2	2-30	19,775



These models are constructed without support rails – bases are attached directly to tops.

* Based on a chair width of 25".

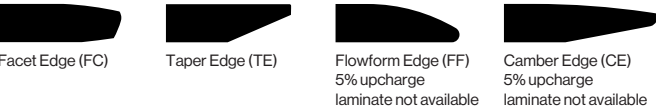
L"	x	D"	Sugg Seat Capacity	Top Finish	Top Sections	Model Number	Number of Bases-Size	3 Tower Bases List Price
156	48	10-12	10-12	Wood	2	83117/2	3-20	18,085
156	54	12-14	12-14	Wood	2	83118/2	3-24	19,695
156	60	12-14	12-14	Wood	2	83119/2	3-30	21,240
156	66	12-14	12-14	Wood	3	83120/2	3-30	22,935
168	48	12-14	12-14	Wood	2	83121/2	3-20	20,170
168	54	12-14	12-14	Wood	2	83122/2	3-24	21,920
168	60	12-14	12-14	Wood	2	83123/2	3-30	23,620
168	66	12-14	12-14	Wood	3	83124/2	3-30	25,460



All table sizes are available with Plastic Laminate top surfaces. To specify, select the desired table size and replace '2' in the wood finish model number with '5'.



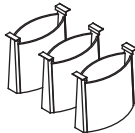
Specify edge type; add the two letter code after the model number.



All Boat shape table sizes available with optional 6” radius
“Soft” corner (must be specified at time of order)

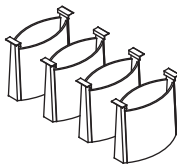
* Based on a chair width of 25”.

L"	x	D"	Sugg Seat Capacity	Top Finish	Top Sections	Model Number	Number of Bases-Size	3 Tower Bases List Price
180	48	12-14	Wood	3		83125/2	3-20	21,130
180	54	14-16	Wood	3		83126/2	3-24	22,970
180	60	14-16	Wood	3		83127/2	3-30	24,795
180	66	14-16	Wood	3		83128/2	3-30	26,765
180	72	14-16	Wood	3		83129/2	3-36	28,645
192	54	14-16	Wood	4		83130/2	3-24	24,710
192	60	14-16	Wood	4		83131/2	3-30	26,710
192	66	14-16	Wood	4		83132/2	3-30	28,865
192	72	14-16	Wood	4		83133/2	3-36	30,915
204	54	14-16	Wood	4		83134/2	3-24	25,775
204	60	16-18	Wood	4		83135/2	3-30	27,895
204	66	16-18	Wood	4		83136/2	3-30	30,185
204	72	16-18	Wood	4		83137/2	3-36	32,365
204	78	16-18	Wood	4		83138/2	3-36	34,525
216	54	16-18	Wood	4		83139/2	3-24	27,665
216	60	16-18	Wood	4		83140/2	3-30	29,970
216	66	16-18	Wood	4		83141/2	3-30	32,455
216	72	16-18	Wood	4		83142/2	3-36	34,810
216	78	16-18	Wood	4		83143/2	3-36	37,195



* Based on a chair width of 25”.

L"	x	D"	Sugg Seat Capacity	Top Finish	Top Sections	Model Number	Number of Bases-Size	4 Tower Bases List Price
228	54	16-18	Wood	4		83144/2	4-24	30,540
228	60	16-18	Wood	4		83145/2	4-30	33,060
228	66	18-20	Wood	4		83146/2	4-30	36,465
228	72	18-20	Wood	4		83147/2	4-36	38,320
228	78	18-20	Wood	4		83148/2	4-36	40,885
228	84	18-20	Wood	4		83149/2	4-36	43,315
240	54	16-18	Wood	4		83150/2	4-24	32,290
240	60	18-20	Wood	4		83151/2	4-30	34,965
240	66	18-20	Wood	4		83152/2	4-30	37,770
240	72	18-20	Wood	4		83153/2	4-36	40,585
240	78	18-20	Wood	4		83154/2	4-36	43,350
240	84	18-20	Wood	4		83155/2	4-36	45,945



All table sizes are available with Plastic Laminate top surfaces. To specify, select the desired table size and replace /2 in the wood finish model number with /5.

VOX® CONFERENCE TABLES

RACETRACK SHAPE Design Nienkämper



Specify edge type; add the two letter code after the model number.



Facet Edge (FC)



Taper Edge (TE)



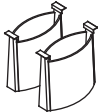
Flowform Edge (FF)
5% upcharge
laminates not available



Camber Edge (CE)
5% upcharge
laminates not available

* Based on a chair width of 25".

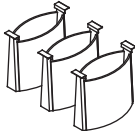
L"	x	D"	Sugg Seat Capacity	Top Finish	Top Sections	Model Number	Number of Bases-Size	2 Tower Bases List Price
72	36	4-6	4-6	Wood	1	83301/2	2-20	7,665
72	36	4-6	4-6	P-Lam	1	83301/5	2-20	6,680
78	38	4-6	4-6	Wood	1	83302/2	2-20	8,285
78	38	4-6	4-6	P-Lam	1	83302/5	2-20	7,135
84	38	6-8	6-8	Wood	1	83303/2	2-20	8,595
84	38	6-8	6-8	P-Lam	1	83303/5	2-20	7,400
84	42	6-8	6-8	Wood	1	83304/2	2-20	9,150
84	42	6-8	6-8	P-Lam	1	83304/5	2-20	7,815
96	42	6-8	6-8	Wood	1	83305/2	2-20	9,960
96	42	6-8	6-8	P-Lam	1	83305/5	2-20	8,420
96	48	6-8	6-8	Wood	1	83306/2	2-20	10,905
96	48	6-8	6-8	P-Lam	1	83306/5	2-20	9,130
108	42	8-10	8-10	Wood	2	83307/2	2-20	10,770
108	42	8-10	8-10	P-Lam	2	83307/5	2-20	9,045
108	48	8-10	8-10	Wood	2	83308/2	2-20	11,825
108	48	8-10	8-10	P-Lam	2	83308/5	2-20	9,835
120	42	8-10	8-10	Wood	2	83309/2	2-20	12,440
120	42	8-10	8-10	P-Lam	2	83309/5	2-20	10,630
120	48	8-10	8-10	Wood	2	83310/2	2-20	13,715
120	48	8-10	8-10	P-Lam	2	83310/5	2-20	11,515
120	54	8-10	8-10	Wood	2	83311/2	2-24	15,210
132	48	8-10	8-10	Wood	2	83312/2	2-20	14,980
132	54	8-10	8-10	Wood	2	83313/2	2-24	16,475
144	48	10-12	10-12	Wood	2	83314/2	2-20	17,465
144	54	10-12	10-12	Wood	2	83315/2	2-24	18,980
144	60	10-12	10-12	Wood	2	83316/2	2-30	20,440



These models are constructed with-out support rails - bases are attached directly to tops.


* Based on a chair width of 25".

L"	x	D"	Sugg Seat Capacity	Top Finish	Top Sections	Model Number	Number of Bases-Size	3 Tower Bases List Price
156	48	10-12	10-12	Wood	2	83317/2	3-20	18,705
156	54	12-14	12-14	Wood	2	83318/2	3-24	20,360
156	60	12-14	12-14	Wood	2	83319/2	3-30	21,985
156	66	12-14	12-14	Wood	3	83320/2	3-30	23,765
168	48	12-14	12-14	Wood	2	83321/2	3-20	20,835
168	54	12-14	12-14	Wood	2	83322/2	3-24	22,665
168	60	12-14	12-14	Wood	2	83323/2	3-30	24,460
168	66	12-14	12-14	Wood	3	83324/2	3-30	26,380




All table sizes are available with Plastic Laminate top surfaces. To specify, select the desired table size and replace '2' in the wood finish model number with '5'.


Specify edge type; add the two letter code after the model number.




Facet Edge (FC)



Taper Edge (TE)



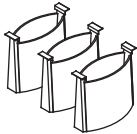
Flowform Edge (FF)
5% upcharge
laminate not available



Camber Edge (CE)
5% upcharge
laminate not available

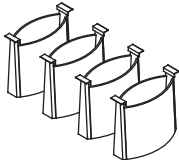
* Based on a chair width of 25".

L"	x	D"	Sugg Seat Capacity	Top Finish	Top Sections	Model Number	Number of Bases-Size	3 Tower Bases List Price
180	48	12-14	Wood	3		83325/2	3-20	21,820
180	54	14-16	Wood	3		83326/2	3-24	23,775
180	60	14-16	Wood	3		83327/2	3-30	25,690
180	66	14-16	Wood	3		83328/2	3-30	27,750
180	72	14-16	Wood	3		83329/2	3-36	29,725
192	54	14-16	Wood	4		83330/2	3-24	25,570
192	60	14-16	Wood	4		83331/2	3-30	27,665
192	66	14-16	Wood	4		83332/2	3-30	29,925
192	72	14-16	Wood	4		83333/2	3-36	32,070
204	54	14-16	Wood	4		83334/2	3-24	26,715
204	60	16-18	Wood	4		83335/2	3-30	28,935
204	66	16-18	Wood	4		83336/2	3-30	31,310
204	72	16-18	Wood	4		83337/2	3-36	33,595
204	78	16-18	Wood	4		83338/2	3-36	35,885
216	54	16-18	Wood	4		83339/2	3-24	28,690
216	60	16-18	Wood	4		83340/2	3-30	31,115
216	66	16-18	Wood	4		83341/2	3-30	33,685
216	72	16-18	Wood	4		83342/2	3-36	36,185
216	78	16-18	Wood	4		83343/2	3-36	38,635



* Based on a chair width of 25".

L"	x	D"	Sugg Seat Capacity	Top Finish	Top Sections	Model Number	Number of Bases-Size	4 Tower Bases List Price
228	54	16-18	Wood	4	83344/2	4-24	31,635	
228	60	16-18	Wood	4	83345/2	4-30	34,265	
228	66	18-20	Wood	4	83346/2	4-30	37,855	
228	72	18-20	Wood	4	83347/2	4-36	39,750	
228	78	18-20	Wood	4	83348/2	4-36	42,420	
228	84	18-20	Wood	4	83349/2	4-36	44,975	
240	54	16-18	Wood	4	83350/2	4-24	33,445	
240	60	18-20	Wood	4	83351/2	4-30	36,265	
240	66	18-20	Wood	4	83352/2	4-30	39,195	
240	72	18-20	Wood	4	83353/2	4-36	42,115	
240	78	18-20	Wood	4	83354/2	4-36	45,015	
240	84	18-20	Wood	4	83355/2	4-36	47,765	



All table sizes are available with Plastic Laminate top surfaces. To specify, select the desired table size and replace '2' in the wood finish model number with '5'.

VOX® CONFERENCE TABLES

SUPER ELLIPSE SHAPE Design Nienkämper



Specify edge type; add the two letter code after the model number.



Facet Edge (FC)



Taper Edge (TE)



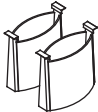
Flowform Edge (FF)
5% upcharge
laminates not available



Camber Edge (CE)
5% upcharge
laminates not available

* Based on a chair width of 25".

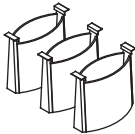
L"	x	D"	Sugg Seat Capacity	Top Finish	Top Sections	Model Number	Number of Bases-Size	2 Tower Bases List Price
72	36	4-6	4-6	Wood	1	83201/2	2-20	7,845
72	36	4-6	4-6	P-Lam	1	83201/5	2-20	6,790
78	38	4-6	4-6	Wood	1	83202/2	2-20	8,450
78	38	4-6	4-6	P-Lam	1	83202/5	2-20	7,260
84	38	6-8	6-8	Wood	1	83203/2	2-20	8,800
84	38	6-8	6-8	P-Lam	1	83203/5	2-20	7,570
84	42	6-8	6-8	Wood	1	83204/2	2-20	9,360
84	42	6-8	6-8	P-Lam	1	83204/5	2-20	7,960
96	42	6-8	6-8	Wood	1	83205/2	2-20	10,230
96	42	6-8	6-8	P-Lam	1	83205/5	2-20	8,590
96	48	6-8	6-8	Wood	1	83206/2	2-20	11,180
96	48	6-8	6-8	P-Lam	1	83206/5	2-20	9,355
108	42	8-10	8-10	Wood	2	83207/2	2-20	11,045
108	42	8-10	8-10	P-Lam	2	83207/5	2-20	9,240
108	48	8-10	8-10	Wood	2	83208/2	2-20	12,130
108	48	8-10	8-10	P-Lam	2	83208/5	2-20	10,075
120	42	8-10	8-10	Wood	2	83209/2	2-20	12,875
120	42	8-10	8-10	P-Lam	2	83209/5	2-20	10,875
120	48	8-10	8-10	Wood	2	83210/2	2-20	14,055
120	48	8-10	8-10	P-Lam	2	83210/5	2-20	11,775
120	54	8-10	8-10	Wood	2	83211/2	2-24	15,605
132	48	8-10	8-10	Wood	2	83212/2	2-20	15,375
132	54	8-10	8-10	Wood	2	83213/2	2-24	16,930
144	48	10-12	10-12	Wood	2	83214/2	2-20	17,905
144	54	10-12	10-12	Wood	2	83215/2	2-24	19,475
144	60	10-12	10-12	Wood	2	83216/2	2-30	20,980



These models are constructed without support rails - bases are attached directly to tops.

* Based on a chair width of 25".

L"	x	D"	Sugg Seat Capacity	Top Finish	Top Sections	Model Number	Number of Bases-Size	3 Tower Bases List Price
156	48	10-12	10-12	Wood	2	83217/2	3-20	19,165
156	54	12-14	12-14	Wood	2	83218/2	3-24	20,905
156	60	12-14	12-14	Wood	2	83219/2	3-30	22,570
156	66	12-14	12-14	Wood	3	83220/2	3-30	24,400
168	48	12-14	12-14	Wood	2	83221/2	3-20	21,360
168	54	12-14	12-14	Wood	2	83222/2	3-24	23,245
168	60	12-14	12-14	Wood	2	83223/2	3-30	25,115
168	66	12-14	12-14	Wood	3	83224/2	3-30	27,075




All table sizes are available with Plastic Laminate top surfaces. To specify, select the desired table size and replace /2' in the wood finish model number with /5'.

VOX® CONFERENCE TABLES


SUPER ELLIPSE SHAPE Design Nienkämper




Specify edge type; add the two letter code after the model number.




Facet Edge (FC)



Taper Edge (TE)



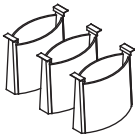
Flowform Edge (FF)
5% upcharge
laminate not available



Camber Edge (CE)
5% upcharge
laminate not available

* Based on a chair width of 25".

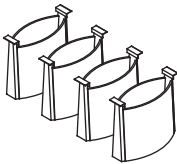
L"	x	D"	Sugg Seat Capacity	Top Finish	Top Sections	Model Number	Number of Bases-Size	3 Tower Bases List Price
180	48	12-14	Wood	3	83225/2	3-20	22,420	
180	54	14-16	Wood	3	83226/2	3-24	24,395	
180	60	14-16	Wood	3	83227/2	3-30	26,385	
180	66	14-16	Wood	3	83228/2	3-30	28,515	
180	72	14-16	Wood	3	83229/2	3-36	30,550	
192	54	14-16	Wood	4	83230/2	3-24	26,265	
192	60	14-16	Wood	4	83231/2	3-30	28,435	
192	66	14-16	Wood	4	83232/2	3-30	30,775	
192	72	14-16	Wood	4	83233/2	3-36	33,000	
204	54	14-16	Wood	4	83234/2	3-24	27,450	
204	60	16-18	Wood	4	83235/2	3-30	29,750	
204	66	16-18	Wood	4	83236/2	3-30	32,230	
204	72	16-18	Wood	4	83237/2	3-36	34,590	
204	78	16-18	Wood	4	83238/2	3-36	36,930	
216	54	16-18	Wood	4	83239/2	3-24	29,490	
216	60	16-18	Wood	4	83240/2	3-30	32,010	
216	66	16-18	Wood	4	83241/2	3-30	34,690	
216	72	16-18	Wood	4	83242/2	3-36	37,255	
216	78	16-18	Wood	4	83243/2	3-36	39,815	



* Based on a chair width of 25".

L"	x	D"	Sugg Seat Capacity	Top Finish	Top Sections	Model Number	Number of Bases-Size	4 Tower Bases List Price
228	54	16-18	Wood	4	83244/2	4-24	32,485	
228	60	16-18	Wood	4	83245/2	4-30	35,235	
228	66	18-20	Wood	4	83246/2	4-30	38,935	
228	72	18-20	Wood	4	83247/2	4-36	40,905	
228	78	18-20	Wood	4	83248/2	4-36	43,690	
228	84	18-20	Wood	4	83249/2	4-36	46,360	
240	54	16-18	Wood	4	83250/2	4-24	34,385	
240	60	18-20	Wood	4	83251/2	4-30	37,300	
240	66	18-20	Wood	4	83252/2	4-30	40,330	
240	72	18-20	Wood	4	83253/2	4-36	43,380	
240	78	18-20	Wood	4	83254/2	4-36	46,365	
240	84	18-20	Wood	4	83255/2	4-36	49,215	

All table sizes are available with Plastic Laminate top surfaces. To specify, select the desired table size and replace /2' in the wood finish model number with /5'.




VOX® CONFERENCE TABLES


VISTA™ SHAPE (CLOSED) DESIGN - NIENKÄMPER




Specify edge type; add the two letter code after the model number.




Facet Edge (FC)



Taper Edge (TE)



Flowform Edge (FF)
5% upcharge
laminates not available

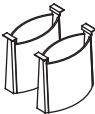


Camber Edge (CE)
5% upcharge
laminates not available

* Based on a chair width of 25".

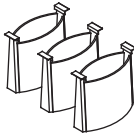
L" x D"	Sugg Seat Capacity	Top Finish	Top Sections	Model Number	Number of Bases-Size	2 Tower Bases List Price
84 33-48	5-7	Wood	1	83501/2	2-20	9,240
84 33-48	5-7	P-Lam	1	83501/5	2-20	7,925
84 38-54	5-7	Wood	1	83502/2	2-24	10,050
84 38-54	5-7	P-Lam	1	83502/5	2-24	8,580
96 33-48	5-7	Wood	1	83503/2	2-20	10,050
96 33-48	5-7	P-Lam	1	83503/5	2-20	8,545
96 38-54	5-7	Wood	1	83504/2	2-24	11,045
96 38-54	5-7	P-Lam	1	83504/5	2-24	9,335
96 43-60	5-7	Wood	1	83505/2	2-30	11,940
96 43-60	5-7	P-Lam	1	83505/5	2-30	10,015
108 38-54	7-9	Wood	2	83506/2	2-24	12,075
108 38-54	7-9	P-Lam	2	83506/5	2-24	10,125
108 43-60	7-9	Wood	2	83507/2	2-30	13,055
108 43-60	7-9	P-Lam	2	83507/5	2-30	10,905
120 38-54	7-9	Wood	2	83508/2	2-24	14,005
120 38-54	7-9	P-Lam	2	83508/5	2-24	11,845
120 43-60	7-9	Wood	2	83509/2	2-30	15,215
120 43-60	7-9	P-Lam	2	83509/5	2-30	12,805
132 38-54	7-9	Wood	2	83510/2	2-24	15,150
132 38-54	7-9	P-Lam	2	83510/5	2-24	12,760
132 43-60	7-9	Wood	2	83511/2	2-30	16,505
132 43-60	7-9	P-Lam	2	83511/5	2-30	13,810
132 48-66	7-9	Wood	3	83512/2	2-30	17,675
132 48-66	7-9	P-Lam	3	83512/5	2-30	14,720
144 38-54	10-12	Wood	2	83513/2	2-24	17,900
144 38-54	10-12	P-Lam	2	83513/5	2-24	15,255
144 43-60	10-12	Wood	2	83514/2	2-30	19,385
144 43-60	10-12	P-Lam	2	83514/5	2-30	16,395
144 48-66	12-14	Wood	2	83515/2	2-30	20,680
144 48-66	12-14	P-Lam	2	83515/5	2-30	17,420

These models are constructed without support rails - bases are attached directly to tops.



* Based on a chair width of 25".

L" x D"	Sugg Seat Capacity	Top Finish	Top Sections	Model Number	Number of Bases-Size	3 Tower Bases List Price
156 43-60	12-14	Wood	2	83516/2	3-30	20,630
156 43-60	12-14	Wood	2	83516/5	3-30	17,385
156 48-66	12-14	Wood	2	83517/2	3-30	22,030
156 48-66	12-14	Wood	2	83517/5	3-30	18,470
168 43-60	12-14	Wood	2	83518/2	3-30	23,310
168 43-60	12-14	Wood	2	83518/5	3-30	19,065
168 48-66	12-14	Wood	2	83519/2	3-30	24,285



All table sizes are available with Plastic Laminate top surfaces. To specify, select the desired table size and replace /2" in the wood finish model number with /5".

VOX® CONFERENCE TABLES

VISTA™ SHAPE (CLOSED) DESIGN - NIENKÄMPER

TOWER BASE



Specify edge type; add the two letter code after the model number.



Facet Edge (FC)



Taper Edge (TE)



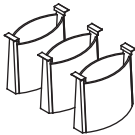
Flowform Edge (FF)
5% upcharge
laminare not available



Camber Edge (CE)
5% upcharge
laminare not available

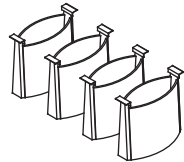
* Based on a chair width of 25".

L" x D"	Sugg Seat Capacity	Top Finish	Top Sections	Model Number	Number of Bases-Size	3 Tower Bases List Price
180 38-54	12-14	Wood	3	83520/2	3-24	22,125
180 43-60	14-16	Wood	3	83521/2	3-30	23,845
180 48-66	14-16	Wood	3	83522/2	3-30	25,720
180 53-72	14-16	Wood	3	83523/2	3-36	27,635
180 58-78	14-16	Wood	3	83524/2	3-36	29,360
180 63-84	14-16	Wood	4	83525/2	3-36	31,165
192 38-54	14-16	Wood	4	83526/2	3-24	23,405
192 43-60	14-16	Wood	4	83527/2	3-30	25,430
192 48-66	14-16	Wood	4	83528/2	3-30	27,235
192 53-72	14-16	Wood	4	83529/2	3-36	29,285
192 58-78	16-18	Wood	4	83530/2	3-36	31,535
192 63-84	16-18	Wood	4	83531/2	3-36	33,100
204 38-54	16-18	Wood	4	83532/2	3-24	24,590
204 43-60	16-18	Wood	4	83533/2	3-30	26,545
204 48-66	16-18	Wood	4	83534/2	3-30	28,705
204 53-72	16-18	Wood	4	83535/2	3-36	30,905
204 58-78	16-18	Wood	4	83536/2	3-36	32,880
204 63-84	16-18	Wood	4	83537/2	3-36	34,940
216 38-54	16-18	Wood	4	83538/2	3-24	25,955
216 43-60	16-18	Wood	4	83539/2	3-30	28,270
216 48-66	16-18	Wood	4	83540/2	3-30	30,345
216 53-72	16-18	Wood	4	83541/2	3-36	32,635
216 58-78	16-18	Wood	4	83542/2	3-36	34,990
216 63-84	16-18	Wood	4	83543/2	3-36	36,405



* Based on a chair width of 25".

L" x D"	Sugg Seat Capacity	Top Finish	Top Sections	Model Number	Number of Bases-Size	4 Tower Bases List Price
228 38-54	16-18	Wood	4	83544/2	4-24	28,555
228 43-60	16-18	Wood	4	83545/2	4-30	31,205
228 48-66	18-20	Wood	4	83546/2	4-30	33,425
228 53-72	18-20	Wood	4	83547/2	4-36	35,885
228 58-78	18-20	Wood	4	83548/2	4-36	38,260
228 63-84	18-20	Wood	4	83549/2	4-36	40,655
240 38-54	16-18	Wood	4	83550/2	4-24	30,185
240 43-60	18-20	Wood	4	83551/2	4-30	32,740
240 48-66	18-20	Wood	4	83552/2	4-30	35,120
240 53-72	18-20	Wood	4	83553/2	4-36	37,730
240 58-78	18-20	Wood	4	83554/2	4-36	40,235
240 63-84	18-20	Wood	4	83555/2	4-36	42,755



All table sizes are available with Plastic Laminate top surfaces. To specify, select the desired table size and replace '1/2' in the wood finish model number with '1/5'.

TOWER BASE

The Vox® Tower Base has removable exterior panels that conveniently conceal cables. The overall footprint of the base provides a significant area at floor level to conceal cabling, core drills or floor monuments.

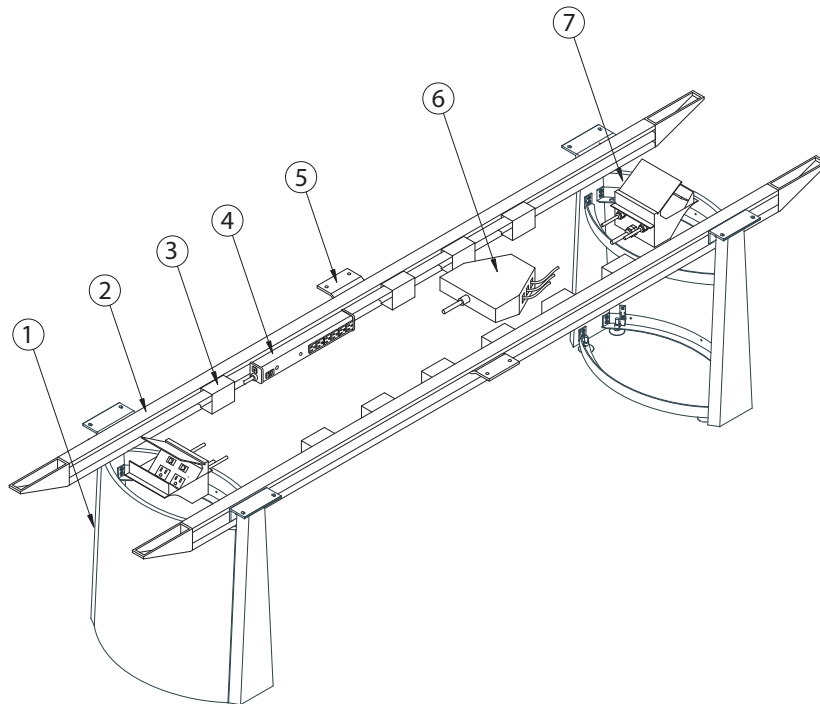
Bases come in a variety of sizes, which are noted beside the model numbers of the Vox® Tables. Specific dimensions and interior clearances for each base style and size are shown on pages 17-21.

Once cabling has been routed through the base to the underside of the top, it can be channeled and secured with Wire Management “U” Clips (supplied) which can be positioned along the length of the rail support system. Wire Management Strips are also provided, which can be adhered to the underside of the top as required.

When including a quantity of Vox® Forums to be hard-wired on site, the electrician should allow for one J-Box per Forum on the underside of the top to complete site-wiring.

Voice and data cabling can also be consolidated by mounting a Data Hub (provided by others) to the underside of the table.

1. Tower Base
2. Support Rail
3. Wire Management U-Clip
4. Surge Protector
5. Rail to Top Bracket
6. Data Hub (Supplied by others)
7. Vox® Forum



TERMS AND CONDITIONS OF SALE

PRICES

All prices are list prices, FOB our Toronto Factory- freight charges are extra. Packing and/ or crating is available, if required, upcharges apply.

Due to existing conditions in regard to cost of labor and materials, we reserve the right to change prices without notice.

TERMS

Net 30 days from date of invoice to accredited buyers. Two per cent (2%) interest charged monthly on overdue accounts. Deposit of 50% is required with order. Terms will be established upon credit evaluation. Due to delays in processing references, first orders may be treated as C.B.D. orders.

ORDER CONFIRMATION

Orders are accepted upon issuance of our order confirmation and are subject to the terms set forth therein; notwithstanding any variance from the terms of the buyer's order form.

Nienkämper is not liable for any delay or failure to deliver caused by labor or transportation difficulties, accidents, acts of God, failure of sources of supply, or other causes beyond our control, and changes will affect the delivery date.

CHANGE OF ORDERS OR CANCELLATIONS

Changes or cancellations are subject to our ability to conform. A charge will be levied against canceled or changed orders based on costs already incurred by Nienkämper. All changes must be in writing and submitted on a revised purchase order. Changes will affect the delivery date.

STORAGE

If goods cannot be accepted when ready, we may transfer them to storage (which is to be deemed as delivery for invoice purposes). The customer accepts risks and will be charged at prevailing rates.

FREIGHT

All prices are list prices, FOB our Toronto Factory- freight charges are extra.

Packing and/or crating are available, if required, upcharges apply.

CLAIMS

All furniture is given to the carrier and signed for in good condition. It is the responsibility of the receiver to sign for the goods in the presence of the carrier and note the condition in which they are received. Freight claims should be filed with the carrier.

WARRANTY

There are no express or implied warranties, conditions and obligations of the manufacturer, whether statutory or otherwise that extend beyond the description on the face hereof. Our furniture is made to the highest standard and is warranted free from defects of material and workmanship for five years from the date of delivery. During the warranty period we will repair or replace such merchandise as shall prove to be defective, during normal usage in accordance with manufacturer's specifications. The manufacturer shall not be liable for defect wholly attributable to normal manufacturing process. Replacement or repair of the Product shall be the sole remedy of the Customer, and the manufacturer shall not be liable for any direct, indirect, incidental, or consequential loss or damage suffered by the Customer by reason of any defect in workmanship or manufacture of the Product or inability to use the Product. Moreover, this warranty does not cover accidental damage, abuse, alteration, ordinary wear and tear of Goods, negligence and misuse nor variations over which we have no control such as heat or humidity or damage to which the Goods are connected that is not attributable to the failure of the goods themselves. This warranty is null and void when the product is installed with hardware other than that supplied and/or when installed differently than recommended in the installation guide. Modification to the product or hardware may result in failure of the product and cause damage and/or injury.

WOOD FINISHES

Nienkämper offers a wide variety of standard light finishes on cherry, mahogany and figured anagré wood veneers, and a clear natural finish on figured anagré, figured sycamore, maple, bird's eye maple and curly maple.

Light finishes do not mask the grain and other characteristics of each wood species. It is important to understand that pieces of the same type of wood will not look identical when a light finish is used. The appearance of the finish will also depend on the natural color of the veneer. Cherry darkens over time as the wood ages. Pin knots and gum pockets are inherent traits.

Wood is a naturally variable raw material; its variances are not within the furniture manufacturer's control and are therefore not considered defects under this warranty.