

# nienkämpfer

## **VOX® CONFERENCE**

T-LEG BASE TABLES



**2026**

Prices include freight charges, blanket wrapped, dock delivered, from the manufacturing source to any location in the contiguous United States. Packing and/or crating are available, if required, upcharges apply.

# HOW TO ORDER VOX® CONFERENCE TABLES

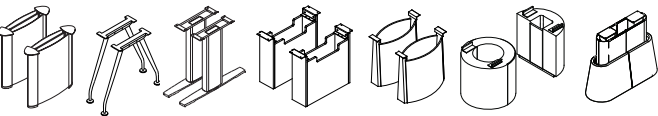
**Vox® Conference Tables-** Designed for versatility and style, Vox tables are available in a wide range of shapes and sizes to complement any meeting space. Standard heights are 28½" or 29", and the collection can be customized to meet unique requirements. For assistance, contact your local Nienkämper Sales Representative or Customer Service at **800.668.9318**.

## SELECT SHAPE



Use the table of contents, or simply flip through the Conference Tables section of the Planning Guide to select a table shape that is suitable. To help find a shape, a small outline of the top is provided in the upper corner of each page.

## SELECT BASE OPTION



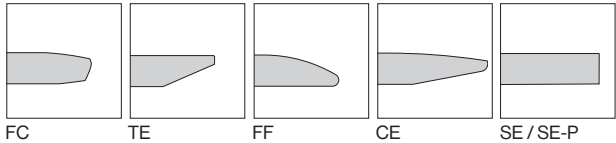
There are seven distinct base designs for each table shape that offer both aesthetic and functional benefits. Each base design is listed by model number for every top shape with options and choices for base finishes. For the Duo, Tri, Quad, Access, Tower and Drum Bases, a wood or plastic laminate finish must be selected, see page 8-11. If not specified otherwise, base finish will match top finish. Pages 17-23 illustrates the features of each base in detail and describes how wiring is accommodated.

## SELECT SIZE AND MODEL NUMBER

L"	x	D"	Suggested Seating Capacity*	Top Finish	Top Sections	Model Number
120		42	8 - 10		2	51309/

Select the table size, from as small as 72" x 36" to as large as 240" x 84". Seating capacity is listed and can aid in determining the size required. Select a wood veneer or wood laminate option for your top.

## SELECT EDGE PROFILE



Edge profiles can be specified for nearly any table shape. A small profile drawing appears at the top of each page, along with a two- or three-letter code indicating which edge profiles pair best with each top. Add this code to the end of the model number when specifying. For profile photos and scaled drawings, refer to page 13

## SELECT VENEER AND FINISH

If a wood veneer top was chosen, a species and finish must be selected. Page 8 describes all wood veneer options.

## SELECT LAMINATE

If a laminate top is preferred, Nienkämper offers a variety of wood grain and solid color laminates to choose from. Refer to pages 9-11 for a complete listing as well as instructions for customer specified laminates. Wood edges on wood grain laminate tops are selected to most closely resemble both the species and color of the laminate. Facet and Taper edge profiles are available with laminate tops.

## ALUMINUM FINISH

Aluminum finishes must be specified for T-Base, Duo style bases, Access Base trim (if applicable), Forums and Accessories.

## SELECT FORUMS (POWER / CONNECTIVITY SOLUTION)

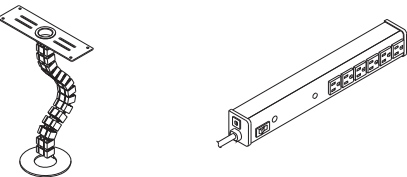


Vox® Forums provide a large variety of options for simple to complex connectivity requirements. Pages 216-245 describe these products and their features. Pages 219-221 show Vox Forum placement along the table top for all sizes of tops. Anodized aluminum finishes are listed on page 12.

Power Troughs or Power Drawers can be added to most Vox® Conference Tables providing a full range of Connectivity and Power solutions. Details can be found on pages 246-263.

For further information on Forums, Power Edge, Power Trough and Power Drawer please contact Customer Service at **800.668.9318**.

## SELECT ACCESSORIES



A range of accessories can be specified that will enhance the performance of your Vox® Conference table. All products that relate to wire management can be found on pages 264-277. Accessories, such as table pads and coasters, are also in this section.

## veneers

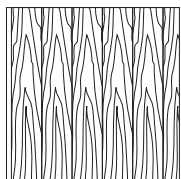
All wood surfaces are protected with a durable polyurethane clear lacquer with UV inhibitor. This finish is known for its exceptional durability, as well as abrasion, chemical, impact and scratch resistance. Standard sheen level is 45 degrees. Optional matte, 5, 10 and 35 degree sheen levels are available on request at no additional cost.

Wood Species	Order Code	Veneer/Stain	Upcharge
Maple	F-01	Natural Maple	No upcharge applies.
	F-02	Natural Curly Maple - Rotary Cut	Add 15%.
	F-03	Natural Bird's Eye Maple - Rotary Cut	Call Customer Service for pricing.
	F-04	Maple Stained Pear	No upcharge applies.
Cherry	F-05	Natural Cherry	No upcharge applies.
	F-06	Standard Cherry	No upcharge applies.
	F-07	Cherry Stained Amber	No upcharge applies.
	F-08	Cherry Stained Auburn	No upcharge applies.
	F-09	Cherry Stained Burgundy	No upcharge applies.
Mahogany	F-10	Light Mahogany	No upcharge applies.
	F-11	Medium Mahogany	No upcharge applies.
	F-12	Dark Mahogany	No upcharge applies.
	F-13	Red Mahogany	No upcharge applies.
Anagre	F-14	Natural Figured Anagre - Qtr. Cut Book-Match	Add 15%.
	F-15	Figured Anagre Stained Amber - Qtr. Cut Book-Match	Add 15%.
Sycamore	F-16	Natural Figured Sycamore - Qtr. Cut Book-Match	Add 15%.
Walnut	F-17	Burnt Walnut	No upcharge applies.
	F-19	Natural Walnut- Flat Cut Book-Match	No upcharge applies.
	F-19FM	Natural Walnut- Flat Cut Book-Match (matte sheen)	No upcharge applies.
	F-27F	Creamy Walnut- Flat Cut Book-Match (10° sheen)	No upcharge applies.
	F-27R	Creamy Walnut - Rift Cut Slip-Match (10° sheen)	Add 5%
	F-28	Tawny Walnut	No upcharge applies.
	F-31FM	Autumn Walnut- Flat Cut Book-Match (matte sheen)	No upcharge applies.
	F-31RM	Autumn Walnut - Rift Cut Slip-Match (matte sheen)	Add 5%
Oak	F-18F	Natural White Oak - Flat Cut Book-Match (10° sheen)	No upcharge applies.
	F-18R	Natural White Oak - Rift Cut Slip-Match (10° sheen)	Add 5%
	F-26	Charcoal Ash On Oak- Flat Cut Book- Match (10° sheen)	No upcharge applies.
	F-29F	Smoky Oak - Flat Cut Book-Match	No upcharge applies.
	F-29R	Smoky Oak - Rift Cut Slip-Match	Add 5%
	F-29FM	Smoky Oak - Flat Cut Book-Match (matte sheen)	No upcharge applies.
	F-29RM	Smoky Oak - Rift Cut Slip-Match (matte sheen)	Add 5%
	F-30FM	Whisper White Oak - Flat Cut Book-Match (matte sheen)	No upcharge applies.
	F-30RM	Whisper White Oak - Rift Cut Slip-Match (matte sheen)	Add 5%
	F-32FM	Cotton White Oak - Flat Cut Book-Match (matte sheen)	No upcharge applies.
	F-32RM	Cotton White Oak - Rift Cut Slip-Match (matte sheen)	Add 5%
Sapele – Ribbon Stripe	F-20	Natural Ribbon Strip Sapele - Qtr. Cut Slip-Match	No upcharge applies.
Moabi (Cherry substitute)	F-21	Natural Moabi - Quarter - Qtr. Cut Book-Match	No upcharge applies.
Cape Coast Walnut	F-22	Dark Cape Coast Walnut - Qtr. Cut Slip-Match	No upcharge applies.
	F-23	Natural Cape Coast Walnut - Qtr. Cut Slip-Match	No upcharge applies.
	F-23	Natural Cape Coast Walnut - Qtr. Cut Slip-Match	No upcharge applies.
Ash	F-25	Slate Gray Ash - Qtr. Cut Slip-Match	No upcharge applies.

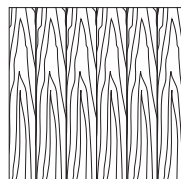
## VENEER GRAIN OPTIONS

Nienkämper products utilize the best quality veneers available, and, combined with Nienkämper's patented veneering systems, create work environments of incredible quality and beauty.


All veneer furniture comes standard with flat cut book-match veneer; flat cut slip-match veneer can also be specified. Quarter cut slip-match and quarter cut book-match veneers are available at a 5% upcharge. Figured Anagre and Figured Sycamore veneers are Quarter cut book-matched. Bird's Eye Maple and Curly Maple are rotary cut. Facet Edge, Taper edge, Flowform, Camber and Self edge tops with veneer are manufactured with a solid wood edge. All edges are then veneer wrapped to create a seamless profile top.




Standard V1  
Flat Cut Book-Match



Flat Cut Slip-Match V2



Quarter Cut Slip-Match V3  
Add 5%



Quarter Cut Book-Match V4  
Add 5%

## P-LAM

### Wood grain plastic laminate surfaces are available on table tops with Facet, Taper and Self edges.

These tops are manufactured with a solid wood edge that is applied prior to the laminate top surface. This method conceals the thickness of the wood edge, while providing the durability required. Wood edges are selected that most closely resemble both the species and the color of the laminate chosen

Nienkämper has pre-selected a number of standard wood grain plastic laminates that represent a cross section of both color and species. Simply include the order code with the model number to make these selections. Alternatively wood grain plastic laminates selected outside of Nienkämper's standard selection can be made by specifying the manufacturer as well as the description and model number of the laminate at the time of order.

Wood Grain Plastic Laminate Surfaces	Order Code	Manufacturer #	Finish
Hardrock Maple	WL2	Pionite WM791-SD	Textured/Suede
Monticello Maple	WL5	Wilsonart 7925-38	Fine Velvet Texture
Fusion Maple	WL13	Wilsonart 7909-60	Matte
New Age Oak	WL14	Wilsonart 7938-38	Fine Velvet Texture
Wild Cherry	WL18	Wilsonart 7054-60	Matte
River Cherry	WL19	Wilsonart 7937-38	Fine Velvet Texture
Montana Walnut	WL20	Wilsonart 7110T-78	Fine Grain
Skyline Walnut	WL26	Wilsonart 7964K-12	Soft Grain
Continental Walnut	WL-29	Wilsonart 8232K-05	Timbergrain
Neo Walnut	WL-30	Wilsonart 7991-38	Fine Velvet Texture
Walnut Heights	WL-31	Wilsonart 7965K-12	Soft Grain
Grayed Oak	WL-32	Formica 5791-PG	Pure Grain Texture
Millennium Oak	WL-33	Formica 5887-58	Matte
Aged Ash	WL-34	Formica 8844-WR	Woodbrush
Lowell Ash	WL-35	Wilsonart 7994-38	Fine Velvet Texture
Natural Ash	WL-36	Formica 8843-WR	Woodbrush
Norwegian Ash	WL-37	Wilsonart 8241-38	Fine Velvet Texture
Weathered Ash	WL-38	Formica 8842-WR	Woodbrush
Smoky Brown Pear	WL-39	Formica 5488-26	Oiled Wood
Studio Teak	WL-40	Wilsonart 7960K-18	Linearity
Fawn Cypress	WL-41	Wilsonart 8208K-16	Casual Rustic
Landmark Wood	WL-42	Wilsonart 7981K-12	Soft Grain
Natural Cerise	WL-43	Formica 8863-58	Matte
Natural Recon	WL-44	Wilsonart 7996-38	Fine Velvet Texture
Pecan Woodline	WL-45	Formica 5883-58	Matte

To specify the wood grain laminate required simply add the Order Code WL\_ to the model number of the product.

Samples and specific technical data is available from your local sales representative or by contacting Nienkämper's Customer Service department at **800.668.9318**.

## P-LAM

### COLORED P-LAM

Both Taper and Self edge profiles are available with a colored laminate top.

**Laminate edging on Taper tops.** Edging will match the top surface and is applied before the surface laminate. By applying the laminate in this way, the seam is positioned horizontally, which makes it much less conspicuous and more durable.


**Wood edging** on Self and Taper Edge tops are applied before the laminate. By applying the wood edge in this way, the wood edge thickness is concealed, while providing the durability required. Wood species and finishes for edging can be selected from page 8.

For laminates specified outside of Nienkämper's standard selection, specify the manufacturer as well as the description and model number of the laminate selected at the time of order. For Facet edge tops, the laminate must be a post-forming grade.

**Translucent edging** on Self and Taper edge tops is applied after the surface laminate. The translucent edge is very durable. Clear translucent edge provides a good match with most white-colored laminates, while a silver translucent edge provides a metallic look and contrast to colored plastic laminates.




P-Lam top & Self edge



P-Lam top & Translucent Self edge



Wood Grain P-Lam top & silver Translucent Self edge



P-Lam top & solid wood Facet edge

\*An unavoidable, thin dark line will be visible when specifying a matching p.lam edge. This is more pronounced with light colored laminates

Colored Plastic Laminates Surface	Order Code	Manufacturer #	Finish
Gray (Nienkämper - Light Gray/Putty)	CL-01	Wilsonart 1500-60	Matte
Platinum Gray (Nienkämper - Medium Gray/Clay)	CL-02	Nevamar S6023T	Textured
Slate Grey (Nienkämper - Dark Gray)	CL-03	Wilsonart D91-60	Matte
Black	CL-04	Wilsonart 1595-60	Matte
Angel White	CL-05	Pionite SW-826SD	Textured/ Suede
Frosty White	CL-06	Wilsonart 1573-60	Matte
White (for writable surface)	Contact customer service for details 800.668.9318		Gloss

Add the order code behind the edge profile when specifying.

## P-LAM

### FINGERPRINT RESISTANT P-LAM

Fingerprint Resistant Plastic Laminate is an innovative material created for interior design applications and is suitable for both vertical and horizontal interior applications on our Nienkämper furniture.

The external surface of Fingerprint Resistant Plastic Laminate involves the use of nanotechnology made possible by next generation acrylic resins.

The unique composition offers extraordinary features coupled with a unique user experience. These include an ultra matte surface (eliminating glare), an ultra sofa feel, an anti-fingerprint surface, thermal healing of micro-scratches, increased durability as well as anti-bacterial and mold-resistant properties.

**Edgeband** matching all Fingerprint Resistant Plastic Laminate colors is only available when specifying a Taper edge. For Self edge tops 1" and 1 1/4" thick, matching edgeband are only available in Black (RL-01) and White (RL-03). When a matching edgeband is not available, the specified surface laminate is used on the edge. **Contact Customer Service for more details 800.668-9318.**

There is a 20% upcharge on our standard plastic laminate table pricing for Fingerprint Resistant Plastic Laminate.

Colored "Fingerprint Resistant" Plastic Laminate Surface	Order Code	Finish
Black	RL-01	Matte
Gray	RL-02	Matte
White	RL-03	Matte
Sand	RL-04	Matte
Brown	RL-05	Matte
Clay	RL-06	Matte
Beige	RL-07	Matte
Ash	RL-08	Matte
Smoke	RL-09	Matte

Edgeband to Match with Colored "Fingerprint Resistant" Plastic Laminate	Thickness	Order Code
Black	3/4", 1", 1-1/4"	RE-01
Gray	3/4"	RE-02
White	3/4", 1", 1-1/4"	RE-03
Sand	3/4"	RE-04
Brown	3/4"	RE-05
Clay	3/4"	RE-06
Beige	3/4"	RE-07
Ash	3/4"	RE-08
Smoke	3/4"	RE-09

# ALUMINUM/PAINT FINISHES - VOX®

---

## ALUMINUM FINISHES

Anodized Aluminum Finishes	Order Code
Silver	AL-01
Champagne	AL-02
Light Bronze	AL-03
Bronze	AL-04
Black	AL-06

Simply specify the finish of choice when placing your order. Note upcharges may apply for non-standard finishes. Anodized aluminum and paint finish samples are available from your local sales representative or by calling Nienkämper's Customer Service department, at **800.668.9318**.

## PAINT FINISHES

Some Vox® components are painted.

Paint finishes are generally used when anodizing is not an option, (i.e. castings). While color matching is close, it is impossible to match exactly the qualities of anodizing with paint finishes.

Standard Paint	Order Code
Silver	SP-01
Champagne	SP-02
Light Bronze	SP-03
Angel White	SP-04
Frosty White	SP-05
Black	SP-06

Metallic Paint	Order Code
Silver Metallic	MP-01
Champagne Metallic	MP-02
Light Bronze Metallic	MP-03

Powder Coat Paint	Order Code
Nienkämper Silver	PC-01
Champagne	PC-02
Light Bronze	PC-03
Standard Bronze	PC-04
Black Jack	PC-06
Warm White	PC-07
Red	PC-09
Cool White	PC-12
Pure Orange	PC-14
Lime	PC-16
Sky Blue	PC-17
Cobalt Blue	PC-18
Charcoal Gray (Matte)	PC-22
Matte Red Clay	PC-24
Cream	PC-25
Mulberry	PC-26
Forest Green (Matte)	PC-27
Mustard (Matte)	PC-28

# EDGE DETAILS - CONFERENCE TABLES

Conference tables with tops that are 1 ¼" thick have 5 edge profiles to choose from.

## To select:

Facet Edge add "FC" after the table model number

Taper Edge add "TE" after the table model number

Flowform Edge add "FF" after the table model number

Camber Edge add "CE" after the table model number

Self Edge add "SE" or "SE-P" (exposed plywood edge) after the table model number

Flowform Edge and Camber Edge require a 5% upcharge

Flowform and Camber edged tops are veneer-wrapped, and are not available with plastic laminate

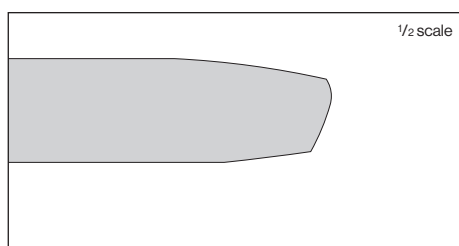
- Rectangle shape, Boat shape, Vista shape and Congress shape tops specified with a Flowform Edge have this edge profile on two sides only, with self edges on the two ends of the top.
- All conference table tops are 1 ¼" thick, edges are manufactured with a profiled solid wood edge.
- Camber edge is standard with an 8" radius corner feature on rectangle, boat, square, and vista shaped tops.

72" x 36" Rectangle top  
duo style bases

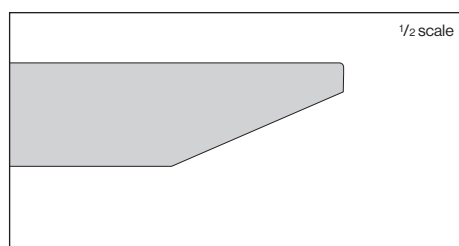
22033/2TE ← Taper Edge

↑  
Wood Top

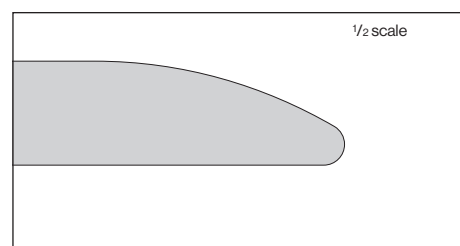
EXAMPLE




Facet Edge "FC"




Taper Edge "TE"



Flowform Edge "FF"



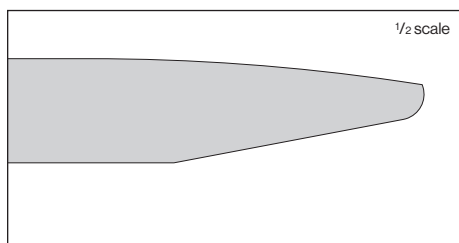
Facet Edge - specify "FC"



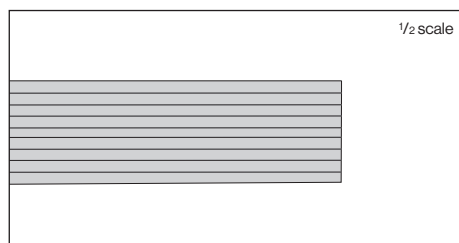
Taper Edge - specify "TE"




Flowform Edge - specify "FF"



Camber Edge "CE"



Self Edge "SE" / Self Edge with Exposed Plywood Core  
"SE-P"



Camber Edge - specify "CE"



Self "SE" / Self with Exposed Plywood Core "SE-P"


## SPECIAL TOP OPTIONS – VOX® CONFERENCE TABLES

A range of special top options are available for creating unique tables. By adding reveals, stain and veneer combinations personalizing your Vox® conference table has never been easier. Four examples are shown that can be easily included in any of our standard conference tables. Simply specify the option you prefer and Nienkämper's customer service department (**call 800.668.9318**) can provide you with a quotation based on the model of table selected. They will also be happy to help you if a custom combination of veneer and finishes are required.



### Option A

Flat cut, Book-matched veneer, Natural finish, 1/4" polished aluminum reveal.




### Option B

Flat cut, Book-matched veneer, Natural finish edge, stained center, 1/4" polished aluminum reveal.



### Option C

Flat cut, Book-matched veneer (veneer pattern as shown), stained edge, natural finish center, 1/4" polished aluminum reveal.



### Option D

Rift cut, Book-matched veneer, Natural finish edge, stained center, 1/4" polished aluminum reveal.

## BASE STYLE OPTIONS – VOX® CONFERENCE TABLES

### Base Designs

Vox® conference tables offer seven distinct base designs, each combining aesthetic appeal with functional benefits. These base options are available for most top shapes and include a variety of finish choices. All bases are listed by model number for easy reference.

To assist with selection, pages 17-23 provide detailed illustrations and descriptions of each base design along with their wiring capacity.



#### Vox® Duo Base

The Duo, Tri and Quad base provide ample capacity for storing cabling inside the leg. Available in a range of veneers and stains and anodized finishes.



#### Vox® Access Base

These bases are designed to manage and conceal cabling while hiding core drills and floor-mounted receptacles for a clean, streamlined look. Available in veneer and plastic laminate with or without aluminum trim—select by model number.



#### Vox® Tower Base

With a distinctive shape, these bases are designed to manage wiring and conceal core drills and floor-mounted receptacles, while providing generous internal space for cable routing. Available in veneer and plastic laminate. Select by model number.



#### Vox® Drum Base

Available in 2 styles, Half Drum (shown) or Full Drum bases, both designed to provide generous space for tables with extensive cabling and power needs. The wiring and power cavity is easily accessible—remove the straight panel for the Half Drum style or a section of the base for Full Drum models. Available in various veneers, stains and plastic laminates. Selection is based on model number.

## BASE OPTIONS – VOX® CONFERENCE TABLES

---



### **Vox® T-Leg Base**

The vertical section of the T-Leg base features an integrated channel designed to manage excess cabling and route wires to and from the floor. Available in anodized or polished aluminum—selection determined by model number.



### **Vox® Taper Base**

The very thin profile of the Taper base design is ideal for maximizing space under a table. Available in polished aluminum or silver paint – Select by model number.

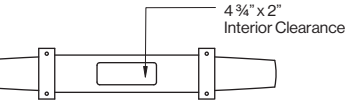
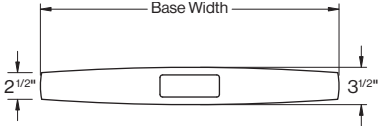
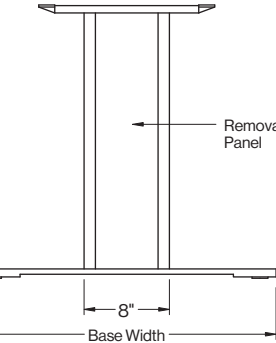




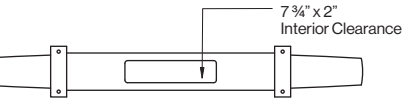
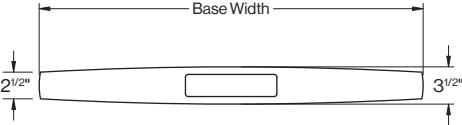
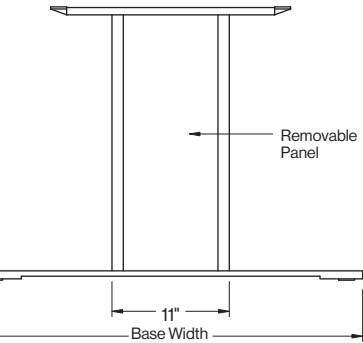


### **Vox® LCS Base**

The LCS effortlessly transitions from sitting to standing height at the push of a button. Cabling is concealed within the Neather wrapped base. Also available as a fixed height. – Select by model number.

# VOX® T-BASE INTERIOR CLEARANCES

**T-Base** - This design includes a built-in vertical raceway which can be accessed from either side by removing the exterior aluminum center panels of the base. This is done by pulling the top of the panel. Reapplying the panel is equally as easy as you need only to depress it back into place. Cabling access is located directly under the center of the base in the floor. Once wires are pulled through they run into the raceway to the underside of the table. The following information gives specific dimensions for placing floor core drills or flush receptacles. The vertical raceway of the T-Base is manufactured in two different widths to accommodate small to very large tables. The larger raceway provides additional space for cable requirements. The T-Base is available in a mirror-polished or 5 anodized aluminum finishes. Detailed drawings for all standard Vox tables, including base locations, can be downloaded from [www.nienkamper.com](http://www.nienkamper.com)

Description	Base Width "
<u>STANDARD T-BASE</u> PLAN VIEW	24 26 28 30 32 34
	
	
END ELEVATION	
SIDE ELEVATION	

Description	Base Width "
<u>LARGE T-BASE</u> PLAN VIEW	36 38 40
	
	
END ELEVATION	
SIDE ELEVATION	

# HOW TO ORDER VOX® CONFERENCE TABLES

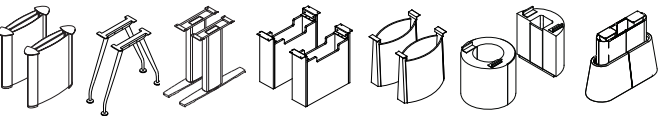
**Vox® Conference Tables-** Designed for versatility and style, Vox tables are available in a wide range of shapes and sizes to complement any meeting space. Standard heights are 28½" or 29", and the collection can be customized to meet unique requirements. For assistance, contact your local Nienkämper Sales Representative or Customer Service at **800.668.9318**.

## SELECT SHAPE



Use the table of contents, or simply flip through the Conference Tables section of the Planning Guide to select a table shape that is suitable. To help find a shape, a small outline of the top is provided in the upper corner of each page.

## SELECT BASE OPTION



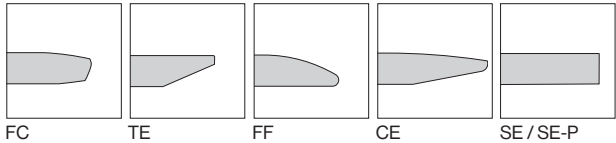
There are seven distinct base designs for each table shape that offer both aesthetic and functional benefits. Each base design is listed by model number for every top shape with options and choices for base finishes. For the Duo, Tri, Quad, Access, Tower and Drum Bases, a wood or plastic laminate finish must be selected, see page 8-11. If not specified otherwise, base finish will match top finish. Pages 17-23 illustrates the features of each base in detail and describes how wiring is accommodated.

## SELECT SIZE AND MODEL NUMBER

L"	x	D"	Suggested Seating Capacity*	Top Finish	Top Sections	Model Number
120		42	8 - 10		2	51309/

Select the table size, from as small as 72" x 36" to as large as 240" x 84". Seating capacity is listed and can aid in determining the size required. Select a wood veneer or wood laminate option for your top.

## SELECT EDGE PROFILE



Edge profiles can be specified for nearly any table shape. A small profile drawing appears at the top of each page, along with a two- or three-letter code indicating which edge profiles pair best with each top. Add this code to the end of the model number when specifying. For profile photos and scaled drawings, refer to page 13

## SELECT VENEER AND FINISH

If a wood veneer top was chosen, a species and finish must be selected. Page 8 describes all wood veneer options.

## SELECT LAMINATE

If a laminate top is preferred, Nienkämper offers a variety of wood grain and solid color laminates to choose from. Refer to pages 9-11 for a complete listing as well as instructions for customer specified laminates. Wood edges on wood grain laminate tops are selected to most closely resemble both the species and color of the laminate. Facet and Taper edge profiles are available with laminate tops.

## ALUMINUM FINISH

Aluminum finishes must be specified for T-Base, Duo style bases, Access Base trim (if applicable), Forums and Accessories.

## SELECT FORUMS (POWER / CONNECTIVITY SOLUTION)

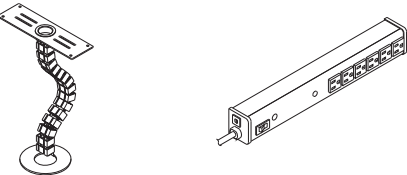


Vox® Forums provide a large variety of options for simple to complex connectivity requirements. Pages 216-245 describe these products and their features. Pages 219-221 show Vox Forum placement along the table top for all sizes of tops. Anodized aluminum finishes are listed on page 12.

Power Troughs or Power Drawers can be added to most Vox® Conference Tables providing a full range of Connectivity and Power solutions. Details can be found on pages 246-263.

For further information on Forums, Power Edge, Power Trough and Power Drawer please contact Customer Service at **800.668.9318**.

## SELECT ACCESSORIES



A range of accessories can be specified that will enhance the performance of your Vox® Conference table. All products that relate to wire management can be found on pages 264-277. Accessories, such as table pads and coasters, are also in this section.

## veneers

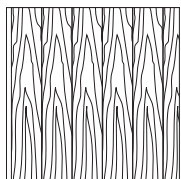
All wood surfaces are protected with a durable polyurethane clear lacquer with UV inhibitor. This finish is known for its exceptional durability, as well as abrasion, chemical, impact and scratch resistance. Standard sheen level is 45 degrees. Optional matte, 5, 10 and 35 degree sheen levels are available on request at no additional cost.

Wood Species	Order Code	Veneer/Stain	Upcharge
Maple	F-01	Natural Maple	No upcharge applies.
	F-02	Natural Curly Maple - Rotary Cut	Add 15%.
	F-03	Natural Bird's Eye Maple - Rotary Cut	Call Customer Service for pricing.
	F-04	Maple Stained Pear	No upcharge applies.
Cherry	F-05	Natural Cherry	No upcharge applies.
	F-06	Standard Cherry	No upcharge applies.
	F-07	Cherry Stained Amber	No upcharge applies.
	F-08	Cherry Stained Auburn	No upcharge applies.
	F-09	Cherry Stained Burgundy	No upcharge applies.
Mahogany	F-10	Light Mahogany	No upcharge applies.
	F-11	Medium Mahogany	No upcharge applies.
	F-12	Dark Mahogany	No upcharge applies.
	F-13	Red Mahogany	No upcharge applies.
Anagre	F-14	Natural Figured Anagre - Qtr. Cut Book-Match	Add 15%.
	F-15	Figured Anagre Stained Amber - Qtr. Cut Book-Match	Add 15%.
Sycamore	F-16	Natural Figured Sycamore - Qtr. Cut Book-Match	Add 15%.
Walnut	F-17	Burnt Walnut	No upcharge applies.
	F-19	Natural Walnut- Flat Cut Book-Match	No upcharge applies.
	F-19FM	Natural Walnut- Flat Cut Book-Match (matte sheen)	No upcharge applies.
	F-27F	Creamy Walnut- Flat Cut Book-Match (10° sheen)	No upcharge applies.
	F-27R	Creamy Walnut - Rift Cut Slip-Match (10° sheen)	Add 5%
	F-28	Tawny Walnut	No upcharge applies.
	F-31FM	Autumn Walnut- Flat Cut Book-Match (matte sheen)	No upcharge applies.
	F-31RM	Autumn Walnut - Rift Cut Slip-Match (matte sheen)	Add 5%
Oak	F-18F	Natural White Oak - Flat Cut Book-Match (10° sheen)	No upcharge applies.
	F-18R	Natural White Oak - Rift Cut Slip-Match (10° sheen)	Add 5%
	F-26	Charcoal Ash On Oak- Flat Cut Book- Match (10° sheen)	No upcharge applies.
	F-29F	Smoky Oak - Flat Cut Book-Match	No upcharge applies.
	F-29R	Smoky Oak - Rift Cut Slip-Match	Add 5%
	F-29FM	Smoky Oak - Flat Cut Book-Match (matte sheen)	No upcharge applies.
	F-29RM	Smoky Oak - Rift Cut Slip-Match (matte sheen)	Add 5%
	F-30FM	Whisper White Oak - Flat Cut Book-Match (matte sheen)	No upcharge applies.
	F-30RM	Whisper White Oak - Rift Cut Slip-Match (matte sheen)	Add 5%
	F-32FM	Cotton White Oak - Flat Cut Book-Match (matte sheen)	No upcharge applies.
	F-32RM	Cotton White Oak - Rift Cut Slip-Match (matte sheen)	Add 5%
Sapele – Ribbon Stripe	F-20	Natural Ribbon Strip Sapele - Qtr. Cut Slip-Match	No upcharge applies.
Moabi (Cherry substitute)	F-21	Natural Moabi - Quarter - Qtr. Cut Book-Match	No upcharge applies.
Cape Coast Walnut	F-22	Dark Cape Coast Walnut - Qtr. Cut Slip-Match	No upcharge applies.
	F-23	Natural Cape Coast Walnut - Qtr. Cut Slip-Match	No upcharge applies.
	F-23	Natural Cape Coast Walnut - Qtr. Cut Slip-Match	No upcharge applies.
Ash	F-25	Slate Gray Ash - Qtr. Cut Slip-Match	No upcharge applies.

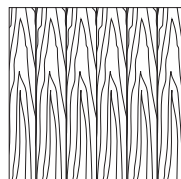
### VENEER GRAIN OPTIONS

Nienkämper products utilize the best quality veneers available, and, combined with Nienkämper's patented veneering systems, create work environments of incredible quality and beauty.


All veneer furniture comes standard with flat cut book-match veneer; flat cut slip-match veneer can also be specified. Quarter cut slip-match and quarter cut book-match veneers are available at a 5% upcharge. Figured Anagre and Figured Sycamore veneers are Quarter cut book-matched. Bird's Eye Maple and Curly Maple are rotary cut. Facet Edge, Taper edge, Flowform, Camber and Self edge tops with veneer are manufactured with a solid wood edge. All edges are then veneer wrapped to create a seamless profile top.




Standard V1  
Flat Cut Book-Match



Flat Cut Slip-Match V2



Quarter Cut Slip-Match V3  
Add 5%



Quarter Cut Book-Match V4  
Add 5%

## P-LAM

### Wood grain plastic laminate surfaces are available on table tops with Facet, Taper and Self edges.

These tops are manufactured with a solid wood edge that is applied prior to the laminate top surface. This method conceals the thickness of the wood edge, while providing the durability required. Wood edges are selected that most closely resemble both the species and the color of the laminate chosen

Nienkämper has pre-selected a number of standard wood grain plastic laminates that represent a cross section of both color and species. Simply include the order code with the model number to make these selections. Alternatively wood grain plastic laminates selected outside of Nienkämper's standard selection can be made by specifying the manufacturer as well as the description and model number of the laminate at the time of order.

Wood Grain Plastic Laminate Surfaces	Order Code	Manufacturer #	Finish
Hardrock Maple	WL2	Pionite WM791-SD	Textured/Suede
Monticello Maple	WL5	Wilsonart 7925-38	Fine Velvet Texture
Fusion Maple	WL13	Wilsonart 7909-60	Matte
New Age Oak	WL14	Wilsonart 7938-38	Fine Velvet Texture
Wild Cherry	WL18	Wilsonart 7054-60	Matte
River Cherry	WL19	Wilsonart 7937-38	Fine Velvet Texture
Montana Walnut	WL20	Wilsonart 7110T-78	Fine Grain
Skyline Walnut	WL26	Wilsonart 7964K-12	Soft Grain
Continental Walnut	WL-29	Wilsonart 8232K-05	Timbergrain
Neo Walnut	WL-30	Wilsonart 7991-38	Fine Velvet Texture
Walnut Heights	WL-31	Wilsonart 7965K-12	Soft Grain
Grayed Oak	WL-32	Formica 5791-PG	Pure Grain Texture
Millennium Oak	WL-33	Formica 5887-58	Matte
Aged Ash	WL-34	Formica 8844-WR	Woodbrush
Lowell Ash	WL-35	Wilsonart 7994-38	Fine Velvet Texture
Natural Ash	WL-36	Formica 8843-WR	Woodbrush
Norwegian Ash	WL-37	Wilsonart 8241-38	Fine Velvet Texture
Weathered Ash	WL-38	Formica 8842-WR	Woodbrush
Smoky Brown Pear	WL-39	Formica 5488-26	Oiled Wood
Studio Teak	WL-40	Wilsonart 7960K-18	Linearity
Fawn Cypress	WL-41	Wilsonart 8208K-16	Casual Rustic
Landmark Wood	WL-42	Wilsonart 7981K-12	Soft Grain
Natural Cerise	WL-43	Formica 8863-58	Matte
Natural Recon	WL-44	Wilsonart 7996-38	Fine Velvet Texture
Pecan Woodline	WL-45	Formica 5883-58	Matte

To specify the wood grain laminate required simply add the Order Code WL\_ to the model number of the product.

Samples and specific technical data is available from your local sales representative or by contacting Nienkämper's Customer Service department at **800.668.9318**.

## P-LAM

### COLORED P-LAM

Both Taper and Self edge profiles are available with a colored laminate top.

**Laminate edging on Taper tops.** Edging will match the top surface and is applied before the surface laminate. By applying the laminate in this way, the seam is positioned horizontally, which makes it much less conspicuous and more durable.


**Wood edging** on Self and Taper Edge tops are applied before the laminate. By applying the wood edge in this way, the wood edge thickness is concealed, while providing the durability required. Wood species and finishes for edging can be selected from page 8.

For laminates specified outside of Nienkämper's standard selection, specify the manufacturer as well as the description and model number of the laminate selected at the time of order. For Facet edge tops, the laminate must be a post-forming grade.

**Translucent edging** on Self and Taper edge tops is applied after the surface laminate. The translucent edge is very durable. Clear translucent edge provides a good match with most white-colored laminates, while a silver translucent edge provides a metallic look and contrast to colored plastic laminates.




P-Lam top & Self edge



P-Lam top & Translucent Self edge



Wood Grain P-Lam top & silver Translucent Self edge



P-Lam top & solid wood Facet edge

\*An unavoidable, thin dark line will be visible when specifying a matching p.lam edge. This is more pronounced with light colored laminates

Colored Plastic Laminates Surface	Order Code	Manufacturer #	Finish
Gray (Nienkämper - Light Gray/Putty)	CL-01	Wilsonart 1500-60	Matte
Platinum Gray (Nienkämper - Medium Gray/Clay)	CL-02	Nevamar S6023T	Textured
Slate Grey (Nienkämper - Dark Gray)	CL-03	Wilsonart D91-60	Matte
Black	CL-04	Wilsonart 1595-60	Matte
Angel White	CL-05	Pionite SW-826SD	Textured/ Suede
Frosty White	CL-06	Wilsonart 1573-60	Matte
White (for writable surface)	Contact customer service for details 800.668.9318		Gloss

Add the order code behind the edge profile when specifying.

## P-LAM

### FINGERPRINT RESISTANT P-LAM

Fingerprint Resistant Plastic Laminate is an innovative material created for interior design applications and is suitable for both vertical and horizontal interior applications on our Nienkämper furniture.

The external surface of Fingerprint Resistant Plastic Laminate involves the use of nanotechnology made possible by next generation acrylic resins.

The unique composition offers extraordinary features coupled with a unique user experience. These include an ultra matte surface (eliminating glare), an ultra sofa feel, an anti-fingerprint surface, thermal healing of micro-scratches, increased durability as well as anti-bacterial and mold-resistant properties.

**Edgeband** matching all Fingerprint Resistant Plastic Laminate colors is only available when specifying a Taper edge. For Self edge tops 1" and 1 1/4" thick, matching edgeband are only available in Black (RL-01) and White (RL-03). When a matching edgeband is not available, the specified surface laminate is used on the edge. **Contact Customer Service for more details 800.668-9318.**

There is a 20% upcharge on our standard plastic laminate table pricing for Fingerprint Resistant Plastic Laminate.

Colored "Fingerprint Resistant" Plastic Laminate Surface	Order Code	Finish
Black	RL-01	Matte
Gray	RL-02	Matte
White	RL-03	Matte
Sand	RL-04	Matte
Brown	RL-05	Matte
Clay	RL-06	Matte
Beige	RL-07	Matte
Ash	RL-08	Matte
Smoke	RL-09	Matte

Edgeband to Match with Colored "Fingerprint Resistant" Plastic Laminate	Thickness	Order Code
Black	3/4", 1", 1-1/4"	RE-01
Gray	3/4"	RE-02
White	3/4", 1", 1-1/4"	RE-03
Sand	3/4"	RE-04
Brown	3/4"	RE-05
Clay	3/4"	RE-06
Beige	3/4"	RE-07
Ash	3/4"	RE-08
Smoke	3/4"	RE-09

# ALUMINUM/PAINT FINISHES - VOX®

## ALUMINUM FINISHES

Anodized Aluminum Finishes	Order Code
Silver	AL-01
Champagne	AL-02
Light Bronze	AL-03
Bronze	AL-04
Black	AL-06

Simply specify the finish of choice when placing your order. Note upcharges may apply for non-standard finishes. Anodized aluminum and paint finish samples are available from your local sales representative or by calling Nienkämper's Customer Service department, at **800.668.9318**.

## PAINT FINISHES

Some Vox® components are painted.

Paint finishes are generally used when anodizing is not an option, (i.e. castings). While color matching is close, it is impossible to match exactly the qualities of anodizing with paint finishes.

Standard Paint	Order Code
Silver	SP-01
Champagne	SP-02
Light Bronze	SP-03
Angel White	SP-04
Frosty White	SP-05
Black	SP-06

Metallic Paint	Order Code
Silver Metallic	MP-01
Champagne Metallic	MP-02
Light Bronze Metallic	MP-03

Powder Coat Paint	Order Code
Nienkämper Silver	PC-01
Champagne	PC-02
Light Bronze	PC-03
Standard Bronze	PC-04
Black Jack	PC-06
Warm White	PC-07
Red	PC-09
Cool White	PC-12
Pure Orange	PC-14
Lime	PC-16
Sky Blue	PC-17
Cobalt Blue	PC-18
Charcoal Gray (Matte)	PC-22
Matte Red Clay	PC-24
Cream	PC-25
Mulberry	PC-26
Forest Green (Matte)	PC-27
Mustard (Matte)	PC-28

# EDGE DETAILS - CONFERENCE TABLES

Conference tables with tops that are 1 ¼" thick have 5 edge profiles to choose from.

## To select:

Facet Edge add "FC" after the table model number

Taper Edge add "TE" after the table model number

Flowform Edge add "FF" after the table model number

Camber Edge add "CE" after the table model number

Self Edge add "SE" or "SE-P" (exposed plywood edge) after the table model number

Flowform Edge and Camber Edge require a 5% upcharge

Flowform and Camber edged tops are veneer-wrapped, and are not available with plastic laminate

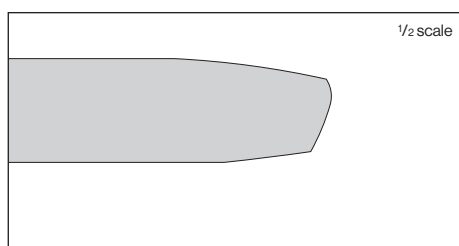
- Rectangle shape, Boat shape, Vista shape and Congress shape tops specified with a Flowform Edge have this edge profile on two sides only, with self edges on the two ends of the top.
- All conference table tops are 1 ¼" thick, edges are manufactured with a profiled solid wood edge.
- Camber edge is standard with an 8" radius corner feature on rectangle, boat, square, and vista shaped tops.

72" x 36" Rectangle top  
duo style bases

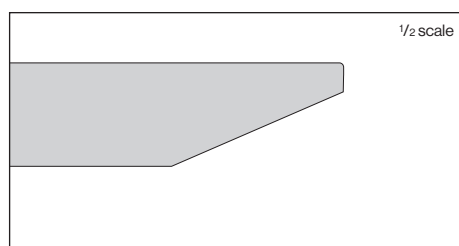
22033/2TE ← Taper Edge

↑  
Wood Top

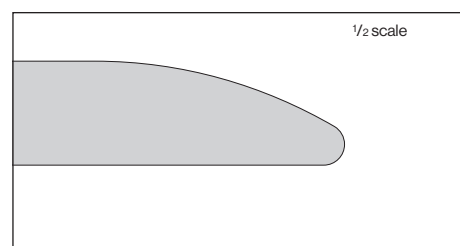
EXAMPLE




Facet Edge "FC"




Taper Edge "TE"




Flowform Edge "FF"



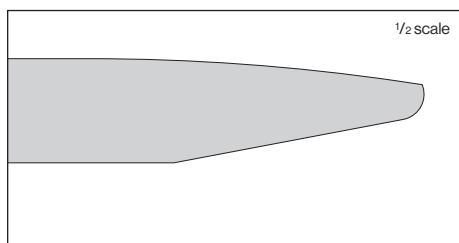
Facet Edge - specify "FC"



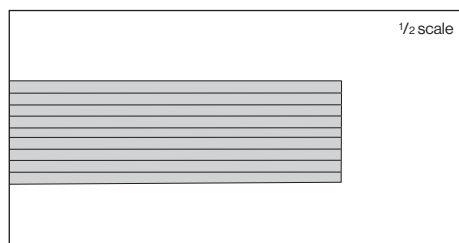
Taper Edge - specify "TE"




Flowform Edge - specify "FF"



Camber Edge "CE"



Self Edge "SE" / Self Edge with Exposed Plywood Core  
"SE-P"



Camber Edge - specify "CE"



Self "SE" / Self with Exposed Plywood Core "SE-P"


## SPECIAL TOP OPTIONS – VOX® CONFERENCE TABLES

A range of special top options are available for creating unique tables. By adding reveals, stain and veneer combinations personalizing your Vox® conference table has never been easier. Four examples are shown that can be easily included in any of our standard conference tables. Simply specify the option you prefer and Nienkämper's customer service department (**call 800.668.9318**) can provide you with a quotation based on the model of table selected. They will also be happy to help you if a custom combination of veneer and finishes are required.



### Option A

Flat cut, Book-matched veneer, Natural finish, 1/4" polished aluminum reveal.




### Option B

Flat cut, Book-matched veneer, Natural finish edge, stained center, 1/4" polished aluminum reveal.



### Option C

Flat cut, Book-matched veneer (veneer pattern as shown), stained edge, natural finish center, 1/4" polished aluminum reveal.



### Option D

Rift cut, Book-matched veneer, Natural finish edge, stained center, 1/4" polished aluminum reveal.

## BASE STYLE OPTIONS – VOX® CONFERENCE TABLES

### Base Designs

Vox® conference tables offer seven distinct base designs, each combining aesthetic appeal with functional benefits. These base options are available for most top shapes and include a variety of finish choices. All bases are listed by model number for easy reference.

To assist with selection, pages 17-23 provide detailed illustrations and descriptions of each base design along with their wiring capacity.



#### Vox® Duo Base

The Duo, Tri and Quad base provide ample capacity for storing cabling inside the leg. Available in a range of veneers and stains and anodized finishes.



#### Vox® Access Base

These bases are designed to manage and conceal cabling while hiding core drills and floor-mounted receptacles for a clean, streamlined look. Available in veneer and plastic laminate with or without aluminum trim—select by model number.



#### Vox® Tower Base

With a distinctive shape, these bases are designed to manage wiring and conceal core drills and floor-mounted receptacles, while providing generous internal space for cable routing. Available in veneer and plastic laminate. Select by model number.



#### Vox® Drum Base

Available in 2 styles, Half Drum (shown) or Full Drum bases, both designed to provide generous space for tables with extensive cabling and power needs. The wiring and power cavity is easily accessible—remove the straight panel for the Half Drum style or a section of the base for Full Drum models. Available in various veneers, stains and plastic laminates. Selection is based on model number.

## BASE OPTIONS – VOX® CONFERENCE TABLES

---



### **Vox® T-Leg Base**

The vertical section of the T-Leg base features an integrated channel designed to manage excess cabling and route wires to and from the floor. Available in anodized or polished aluminum—selection determined by model number.



### **Vox® Taper Base**

The very thin profile of the Taper base design is ideal for maximizing space under a table. Available in polished aluminum or silver paint – Select by model number.



### **Vox® LCS Base**

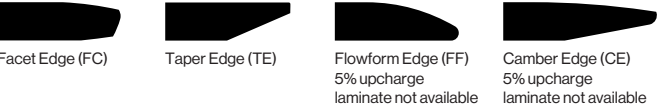
The LCS effortlessly transitions from sitting to standing height at the push of a button. Cabling is concealed within the Neather wrapped base. Also available as a fixed height. – Select by model number.

VOX® CONFERENCE TABLES

RECTANGLE SHAPE Design Mark Müller



Specify edge type; add the two letter code after the model number.



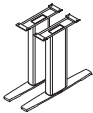
Facet Edge (FC)

Taper Edge (TE)

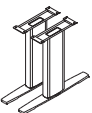
Flowform Edge (FF)  
5% upcharge  
laminate not available

Camber Edge (CE)  
5% upcharge  
laminate not available

Anodized Aluminum



Mirror-Polished

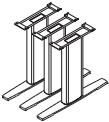


\* Based on a chair width of 25".

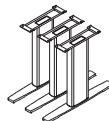
L"	x	D"	Sugg Seat Capacity	Top Finish	Top Sections	Model Number	Number of Bases-Size	2 T-Bases List Price	Model Number	Number of Bases-Size	2 T-Bases List Price
72	36	4-6	4-6	Wood	1	54201/2	2-24	6,190	51401/2	2-24	8,145
72	36	4-6	4-6	P-Lam	1	54201/5	2-24	5,265	51401/5	2-24	7,230
78	38	4-6	4-6	Wood	1	54202/2	2-24	6,745	51402/2	2-24	8,705
78	38	4-6	4-6	P-Lam	1	54202/5	2-24	5,680	51402/5	2-24	7,645
84	38	6-8	6-8	Wood	1	54203/2	2-24	7,050	51403/2	2-24	9,025
84	38	6-8	6-8	P-Lam	1	54203/5	2-24	5,925	51403/5	2-24	7,905
84	42	6-8	6-8	Wood	1	54204/2	2-26	7,630	51404/2	2-26	9,575
84	42	6-8	6-8	P-Lam	1	54204/5	2-26	6,380	51404/5	2-26	8,320
96	42	6-8	6-8	Wood	1	54205/2	2-26	8,375	51405/2	2-26	10,310
96	42	6-8	6-8	P-Lam	1	54205/5	2-26	6,950	51405/5	2-26	8,890
96	48	6-8	6-8	Wood	1	54206/2	2-28	9,285	51406/2	2-28	11,220
96	48	6-8	6-8	P-Lam	1	54206/5	2-28	7,640	51406/5	2-28	9,585
108	42	8-10	8-10	Wood	2	54207/2	2-26	9,115	51407/2	2-26	11,055
108	42	8-10	8-10	P-Lam	2	54207/5	2-26	7,510	51407/5	2-26	9,450
108	48	8-10	8-10	Wood	2	54208/2	2-28	10,135	51408/2	2-28	12,070
108	48	8-10	8-10	P-Lam	2	54208/5	2-28	8,310	51408/5	2-28	10,230
120	42	8-10	8-10	Wood	2	54209/2	2-26	10,805	51409/2	2-26	12,780
120	42	8-10	8-10	P-Lam	2	54209/5	2-26	9,070	51409/5	2-26	10,990
120	48	8-10	8-10	Wood	2	54210/2	2-28	11,955	51410/2	2-28	13,890
120	48	8-10	8-10	P-Lam	2	54210/5	2-28	9,915	51410/5	2-28	11,855
120	54	8-10	8-10	Wood	2	54211/2	2-30	13,420	51411/2	2-30	15,490
132	48	8-10	8-10	Wood	2	54212/2	2-28"	13,140	51412/2	2-28"	15,055
132	54	8-10	8-10	Wood	2	54213/2	2-30	14,610	51413/2	2-30	16,645

These models are constructed without support rails – bases are attached directly to tops.

Anodized Aluminum



Mirror-Polished



\* Based on a chair width of 25".

L"	x	D"	Sugg Seat Capacity	Top Finish	Top Sections	Model Number	Number of Bases-Size	3 T-Bases List Price	Model Number	Number of Bases-Size	3 T-Bases List Price
144	48	10 - 12	10 - 12	Wood	2	54214/2	3-28	15,345	51414/2	3-28	18,235
144	54	10 - 12	10 - 12	Wood	2	54215/2	3-30	17,085	51415/2	3-30	20,205
144	60	10 - 12	10 - 12	Wood	2	54216/2	3-32	18,460	51416/2	3-32	21,590
156	48	10 - 12	10 - 12	Wood	2	54217/2	3-28	16,475	51417/2	3-28	19,385
156	54	12 - 14	12 - 14	Wood	2	54218/2	3-30	18,355	51418/2	3-30	21,465
156	60	12 - 14	12 - 14	Wood	2	54219/2	3-32	19,895	51419/2	3-32	23,030
156	*66	12 - 14	12 - 14	Wood	2	54220/2	3-34	21,385	51420/2	3-34	24,660
168	48	12 - 14	12 - 14	Wood	2	54221/2	3-28	18,515	51421/2	3-28	21,435
168	54	12 - 14	12 - 14	Wood	2	54222/2	3-30	20,560	51422/2	3-30	23,665
168	60	12 - 14	12 - 14	Wood	2	54223/2	3-32	22,230	51423/2	3-32	25,355
168	*66	12 - 14	12 - 14	Wood	2	54224/2	3-34	23,870	51424/2	3-34	27,170

All table sizes are available with Plastic Laminate top surfaces. To specify, select the desired table size and replace /2' in the wood finish model number with /5'.

VOX® CONFERENCE TABLES

RECTANGLE SHAPE Design Mark Müller



Specify edge type; add the two letter code after the model number.



Facet Edge (FC)



Taper Edge (TE)



Flowform Edge (FF)  
5% upcharge  
laminate not available

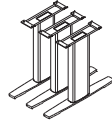


Camber Edge (CE)  
5% upcharge  
laminate not available

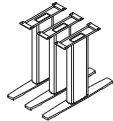
\* Based on a chair width of 25".

L" x	D"	Sugg Seat Capacity	Top Finish	Top Sections	Model Number	Number of Bases-Size	3 T-Bases List Price	Model Number	Number of Bases-Size	3 T-Bases List Price
180	48	12 - 14	Wood	3	54125/2	3-28	19,425	51325/2	3-28	22,340
180	54	14 - 16	Wood	3	54126/2	3-30	21,575	51326/2	3-30	24,675
180	60	14 - 16	Wood	3	54127/2	3-32	23,365	51327/2	3-32	26,500
180	66	14 - 16	Wood	3	54128/2	3-34	25,120	51328/2	3-34	28,415
180	72	14 - 16	Wood	3	54129/2	3-36	27,315	51329/2	3-36	30,970

Anodized Aluminum



Mirror-Polished

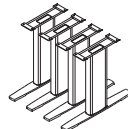


\* Based on a chair width of 25".

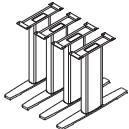
L" x	D"	Sugg Seat Capacity	Top Finish	Top Sections	Model Number	Number of Bases-Size	4 T- Bases List Price	Model Number	Number of Bases-Size	4 T- Bases List Price
192	54	14 - 16	Wood	4	54230/2	4-30	24,610	51430/2	4-30	28,755
192	60	14 - 16	Wood	4	54231/2	4-32	26,605	51431/2	4-32	30,800
192	66	14 - 16	Wood	4	54232/2	4-34	28,550	51432/2	4-34	32,955
192	72	14 - 16	Wood	4	54233/2	4-36	31,080	51433/2	4-36	35,955
204	54	14 - 16	Wood	4	54234/2	4-30	25,650	51434/2	4-30	29,810
204	60	16 - 18	Wood	4	54235/2	4-32	27,780	51435/2	4-32	31,975
204	66	16 - 18	Wood	4	54236/2	4-34	29,860	51436/2	4-34	34,250
204	72	16 - 18	Wood	4	54237/2	4-36	32,485	51437/2	4-36	37,350
204	78	16 - 18	Wood	4	54238/2	4-38	34,630	51438/2	4-38	39,415
216	54	16 - 18	Wood	4	54239/2	4-30	27,500	51439/2	4-30	31,645
216	60	16 - 18	Wood	4	54240/2	4-32	29,800	51440/2	4-32	33,980
216	66	16 - 18	Wood	4	54241/2	4-34	32,060	51441/2	4-34	36,430
216	72	16 - 18	Wood	4	54242/2	4-36	34,850	51442/2	4-36	39,750
216	78	16 - 18	Wood	4	54243/2	4-38	37,205	51443/2	4-38	42,000
228	54	16 - 18	Wood	4	54244/2	4-30	28,800	51444/2	4-30	32,945
228	60	16 - 18	Wood	4	54245/2	4-32	31,255	51445/2	4-32	35,430
228	66	18 - 20	Wood	4	54246/2	4-34	34,435	51446/2	4-34	38,795
228	72	18 - 20	Wood	4	54247/2	4-36	36,620	51447/2	4-36	41,485
228	78	18 - 20	Wood	4	54248/2	4-38	39,095	51448/2	4-38	43,910
228	84	18 - 20	Wood	4	54249/2	4-40	41,550	51449/2	4-40	46,350
240	54	16 - 18	Wood	4	54250/2	4-30	30,490	51450/2	4-30	34,630
240	60	18 - 20	Wood	4	54251/2	4-32	33,125	51451/2	4-32	37,310
240	66	18 - 20	Wood	4	54252/2	4-34	35,700	51452/2	4-34	40,055
240	72	18 - 20	Wood	4	54253/2	4-36	38,825	51453/2	4-36	43,720
240	78	18 - 20	Wood	4	54254/2	4-38	41,490	51454/2	4-38	46,275
240	84	18 - 20	Wood	4	54255/2	4-40	44,095	51455/2	4-40	48,910

All table sizes are available with Plastic Laminate top surfaces. To specify, select the desired table size and replace /2/ in the wood finish model number with /5/.

Anodized Aluminum



Mirror-Polished




VOX® CONFERENCE TABLES

BOAT SHAPE      Design Mark Müller

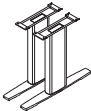


Specify edge type; add the two letter code after the model number.

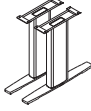
All Boat shape table sizes available with optional 6" radius  
"Soft" corner (must be specified at time of order)



Anodized Aluminum



Mirror-Polished

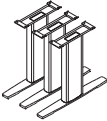


\* Based on a chair width of 25".

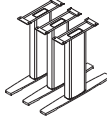
L"	x	D"	Sugg Seat Capacity	Top Finish	Top Sections	Model Number	Number of Bases-Size	2 T-Bases List Price	Model Number	Number of Bases-Size	2 T-Bases List Price
72	36	4 - 6	Wood	1		53601/2	2-24	6,315	50201/2	2-24	8,305
72	36	4 - 6	P-Lam	1		53601/5	2-24	5,355	50201/5	2-24	7,345
78	38	4 - 6	Wood	1		53602/2	2-24	6,855	50202/2	2-24	8,850
78	38	4 - 6	P-Lam	1		53602/5	2-24	5,775	50202/5	2-24	7,780
84	38	6 - 8	Wood	1		53603/2	2-24	7,200	50203/2	2-24	9,180
84	38	6 - 8	P-Lam	1		53603/5	2-24	6,040	50203/5	2-24	8,040
84	42	6 - 8	Wood	1		53604/2	2-26	7,815	50204/2	2-26	9,725
84	42	6 - 8	P-Lam	1		53604/5	2-26	6,505	50204/5	2-26	8,425
96	42	6 - 8	Wood	1		53605/2	2-26	8,560	50205/2	2-26	10,490
96	42	6 - 8	P-Lam	1		53605/5	2-26	7,095	50205/5	2-26	9,015
96	48	6 - 8	Wood	1		53606/2	2-28	9,480	50206/2	2-28	11,430
96	48	6 - 8	P-Lam	1		53606/5	2-28	7,830	50206/5	2-28	9,765
108	42	6 - 8	Wood	2		53607/2	2-26	9,330	50207/2	2-26	11,265
108	42	6 - 8	P-Lam	2		53607/5	2-26	7,655	50207/5	2-26	9,625
108	48	8 - 10	Wood	2		53608/2	2-28	10,375	50208/2	2-28	12,310
108	48	8 - 10	P-Lam	2		53608/5	2-28	8,475	50208/5	2-28	10,415
120	42	8 - 10	Wood	2		53609/2	2-26	11,055	50209/2	2-26	13,000
120	42	8 - 10	P-Lam	2		53609/5	2-26	9,225	50209/5	2-26	11,170
120	48	8 - 10	Wood	2		53610/2	2-28	12,215	50210/2	2-28	14,145
120	48	8 - 10	P-Lam	2		53610/5	2-28	10,115	50210/5	2-28	12,065
120	54	8 - 10	Wood	2		53611/2	2-30	13,725	50211/2	2-30	15,810
132	48	8 - 10	Wood	2		53612/2	2-28"	13,420	50212/2	2-28"	15,360
132	54	8 - 10	Wood	2		53613/2	2-30	14,940	50213/2	2-30	17,010

These models are constructed without support rails – bases are attached directly to tops.

Anodized Aluminum



Mirror-Polished



\* Based on a chair width of 25".

L"	x	D"	Sugg Seat Capacity	Top Finish	Top Sections	Model Number	Number of Bases-Size	3 T-Bases List Price	Model Number	Number of Bases-Size	3 T-Bases List Price
144	48	10 - 12	Wood	2		53614/2	3-28	15,645	50214/2	3-28	18,570
144	54	10 - 12	Wood	2		53615/2	3-30	17,440	50215/2	3-30	20,560
144	60	10 - 12	Wood	2		53616/2	3-32	18,885	50216/2	3-32	22,010
156	48	10 - 12	Wood	2		53617/2	3-28	16,820	50217/2	3-28	19,735
156	54	12 - 14	Wood	2		53618/2	3-30	18,760	50218/2	3-30	21,875
156	60	12 - 14	Wood	2		53619/2	3-32	20,340	50219/2	3-32	23,465
156	*66	12 - 14	Wood	2		53620/2	3-34	21,880	50220/2	3-34	25,150
168	48	12 - 14	Wood	2		53621/2	3-28	18,915	50221/2	3-28	21,810
168	54	12 - 14	Wood	2		53622/2	3-30	20,990	50222/2	3-30	24,105
168	60	12 - 14	Wood	2		53623/2	3-32	22,725	50223/2	3-32	25,850
168	*66	12 - 14	Wood	2		53624/2	3-34	24,410	50224/2	3-34	27,670

All table sizes are available with Plastic Laminate top surfaces. To specify, select the desired table size and replace /2' in the wood finish model number with /5'.

VOX® CONFERENCE TABLES

BOAT SHAPE      Design Mark Müller



Specify edge type; add the two letter code after the model number.



Facet Edge (FC)



Taper Edge (TE)

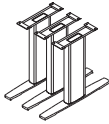


Flowform Edge (FF)  
5% upcharge  
laminate not available

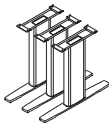


Camber Edge (CE)  
5% upcharge  
laminate not available

Anodized Aluminum



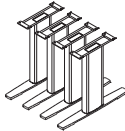
Mirror-Polished



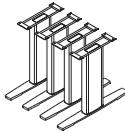
\* Based on a chair width of 25".

L"	x	D"	Sugg Seat Capacity	Top Finish	Top Sections	Model Number	Number of Bases-Size	3 T-Bases List Price	Model Number	Number of Bases-Size	3 T-Bases List Price
180	48	12 - 14		Wood	3	53625/2	3-28	19,860	50225/2	3-28	22,755
180	54	14 - 16		Wood	3	53626/2	3-30	22,050	50226/2	3-30	25,150
180	60	14 - 16		Wood	3	53627/2	3-32	23,905	50227/2	3-32	27,025
180	66	14 - 16		Wood	3	53628/2	3-34	25,735	50228/2	3-34	28,980
180	72	14 - 16		Wood	3	53629/2	3-36	27,945	50229/2	3-36	31,585

Anodized Aluminum



Mirror-Polished



\* Based on a chair width of 25".

L"	x	D"	Sugg Seat Capacity	Top Finish	Top Sections	Model Number	Number of Bases-Size	4 T-Bases List Price	Model Number	Number of Bases-Size	4 T-Bases List Price
192	54	14 - 16		Wood	4	53630/2	4-30	25,125	50230/2	4-30	29,270
192	60	14 - 16		Wood	4	53631/2	4-32	27,195	50231/2	4-32	31,365
192	66	14 - 16		Wood	4	53632/2	4-34	29,210	50232/2	4-34	33,575
192	72	14 - 16		Wood	4	53633/2	4-36	31,785	50233/2	4-36	36,640
204	54	14 - 16		Wood	4	53634/2	4-30	26,225	50234/2	4-30	30,385
204	60	16 - 18		Wood	4	53635/2	4-32	28,410	50235/2	4-32	32,535
204	66	16 - 18		Wood	4	53636/2	4-34	30,540	50236/2	4-34	34,910
204	72	16 - 18		Wood	4	53637/2	4-36	33,240	50237/2	4-36	38,110
204	78	16 - 18		Wood	4	53638/2	4-38	35,430	50238/2	4-38	40,255
216	54	16 - 18		Wood	4	53639/2	4-30	28,105	50239/2	4-30	32,250
216	60	16 - 18		Wood	4	53640/2	4-32	30,470	50240/2	4-32	34,635
216	66	16 - 18		Wood	4	53641/2	4-34	32,795	50241/2	4-34	37,180
216	72	16 - 18		Wood	4	53642/2	4-36	35,670	50242/2	4-36	40,560
216	78	16 - 18		Wood	4	53643/2	4-38	38,085	50243/2	4-38	42,870
228	54	16 - 18		Wood	4	53644/2	4-30	29,460	50244/2	4-30	33,590
228	60	16 - 18		Wood	4	53645/2	4-32	31,975	50245/2	4-32	36,155
228	66	18 - 20		Wood	4	53646/2	4-34	35,240	50246/2	4-34	39,600
228	72	18 - 20		Wood	4	53647/2	4-36	37,470	50247/2	4-36	42,350
228	78	18 - 20		Wood	4	53648/2	4-38	40,040	50248/2	4-38	44,820
228	84	18 - 20		Wood	4	53649/2	4-40	42,545	50249/2	4-40	47,350
240	54	16 - 18		Wood	4	53650/2	4-30	31,200	50250/2	4-30	35,325
240	60	18 - 20		Wood	4	53651/2	4-32	33,875	50251/2	4-32	38,080
240	66	18 - 20		Wood	4	53652/2	4-34	36,540	50252/2	4-34	40,935
240	72	18 - 20		Wood	4	53653/2	4-36	39,765	50253/2	4-36	44,615
240	78	18 - 20		Wood	4	53654/2	4-38	42,500	50254/2	4-38	47,290
240	84	18 - 20		Wood	4	53655/2	4-40	45,200	50255/2	4-40	49,990

All table sizes are available with Plastic Laminate top surfaces. To specify, select the desired table size and replace '/2' in the wood finish model number with '/5'.

VOX® CONFERENCE TABLES

RACETRACK SHAPE Design Mark Müller



Specify edge type; add the two letter code after the model number.



Facet Edge (FC)



Taper Edge (TE)

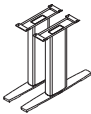


Flowform Edge (FF)  
5% upcharge  
laminate not available

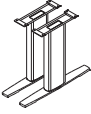


Camber Edge (CE)  
5% upcharge  
laminate not available

Anodized Aluminum



Mirror-Polished

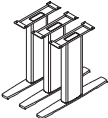


\* Based on a chair width of 25".

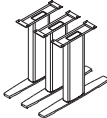
L"	x	D"	Sugg Seat Capacity	Top Finish	Top Sections	Model Number	Number of Bases-Size	2 T-Bases List Price	Model Number	Number of Bases-Size	2 T-Bases List Price
72	36	4 - 6	Wood	1		54001/2	2-24	6,505	51001/2	2-24	8,475
72	36	4 - 6	P-Lam	1		54001/5	2-24	5,510	51001/5	2-24	7,480
78	38	4 - 6	Wood	1		54002/2	2-24	7,095	51002/2	2-24	9,085
78	38	4 - 6	P-Lam	1		54002/5	2-24	5,965	51002/5	2-24	7,925
84	38	6 - 8	Wood	1		54003/2	2-24	7,435	51003/2	2-24	9,430
84	38	6 - 8	P-Lam	1		54003/5	2-24	6,230	51003/5	2-24	8,180
84	42	6 - 8	Wood	1		54004/2	2-26	8,070	51004/2	2-26	9,995
84	42	6 - 8	P-Lam	1		54004/5	2-26	6,730	51004/5	2-26	8,635
96	42	6 - 8	Wood	1		54005/2	2-26	8,865	51005/2	2-26	10,795
96	42	6 - 8	P-Lam	1		54005/5	2-26	7,325	51005/5	2-26	9,235
96	48	6 - 8	Wood	1		54006/2	2-28	9,840	51006/2	2-28	11,780
96	48	6 - 8	P-Lam	1		54006/5	2-28	8,085	51006/5	2-28	10,015
108	42	6 - 8	Wood	2		54007/2	2-26	9,675	51007/2	2-26	11,610
108	42	6 - 8	P-Lam	2		54007/5	2-26	7,925	51007/5	2-26	9,885
108	48	8 - 10	Wood	2		54008/2	2-28	10,770	51008/2	2-28	12,690
108	48	8 - 10	P-Lam	2		54008/5	2-28	8,790	51008/5	2-28	10,695
120	42	8 - 10	Wood	2		54009/2	2-26	11,455	51009/2	2-26	13,395
120	42	8 - 10	P-Lam	2		54009/5	2-26	9,515	51009/5	2-26	11,460
120	48	8 - 10	Wood	2		54010/2	2-28	12,660	51010/2	2-28	14,585
120	48	8 - 10	P-Lam	2		54010/5	2-28	10,455	51010/5	2-28	12,385
120	54	8 - 10	Wood	2		54011/2	2-30	14,240	51011/2	2-30	16,305
132	48	8 - 10	Wood	2		54012/2	2-28"	13,920	51012/2	2-28"	15,840
132	54	8 - 10	Wood	2		54013/2	2-30	15,480	51013/2	2-30	17,565

These models are constructed without support rails – bases are attached directly to tops.

Anodized Aluminum



Mirror-Polished



\* Based on a chair width of 25".

L"	x	D"	Sugg Seat Capacity	Top Finish	Top Sections	Model Number	Number of Bases-Size	3 T-Bases List Price	Model Number	Number of Bases-Size	3 T-Bases List Price
144	48	10 - 12	Wood	2		54014/2	3-28	16,190	51014/2	3-28	19,120
144	54	10 - 12	Wood	2		54015/2	3-30	18,055	51015/2	3-30	21,150
144	60	10 - 12	Wood	2		54016/2	3-32	19,555	51016/2	3-32	22,670
156	48	10 - 12	Wood	2		54017/2	3-28	17,410	51017/2	3-28	20,330
156	54	12 - 14	Wood	2		54018/2	3-30	19,425	51018/2	3-30	22,540
156	60	12 - 14	Wood	2		54019/2	3-32	21,100	51019/2	3-32	24,215
156	*66	12 - 14	Wood	2		54020/2	3-34	22,695	51020/2	3-34	25,985
168	48	12 - 14	Wood	2		54021/2	3-28	19,565	51021/2	3-28	22,460
168	54	12 - 14	Wood	2		54022/2	3-30	21,745	51022/2	3-30	24,830
168	60	12 - 14	Wood	2		54023/2	3-32	23,555	51023/2	3-32	26,670
168	*66	12 - 14	Wood	2		54024/2	3-34	25,315	51024/2	3-34	28,615

All table sizes are available with Plastic Laminate top surfaces. To specify, select the desired table size and replace '/2' in the wood finish model number with '/5'.

VOX® CONFERENCE TABLES

RACETRACK SHAPE Design Mark Müller



Specify edge type; add the two letter code after the model number.



Facet Edge (FC)



Taper Edge (TE)

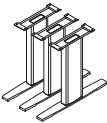


Flowform Edge (FF)  
5% upcharge  
laminate not available

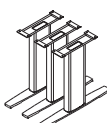


Camber Edge (CE)  
5% upcharge  
laminate not available

Anodized Aluminum



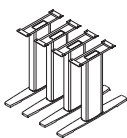
Mirror-Polished



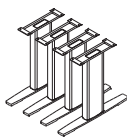
\* Based on a chair width of 25".

L"	x	D"	Sugg Seat Capacity	Top Finish	Top Sections	Model Number	Number of Bases-Size	3 T-Bases List Price	Model Number	Number of Bases-Size	3 T-Bases List Price
180	48	12 - 14	Wood	3		54025/2	3-28	20,560	51025/2	3-28	23,465
180	54	14 - 16	Wood	3		54026/2	3-30	22,850	51026/2	3-30	25,960
180	60	14 - 16	Wood	3		54027/2	3-32	24,765	51027/2	3-32	27,895
180	66	14 - 16	Wood	3		54028/2	3-34	26,670	51028/2	3-34	29,965
180	72	14 - 16	Wood	3		54029/2	3-36	28,990	51029/2	3-36	32,650

Anodized Aluminum



Mirror-Polished



\* Based on a chair width of 25".

L"	x	D"	Sugg Seat Capacity	Top Finish	Top Sections	Model Number	Number of Bases-Size	4 T-Bases List Price	Model Number	Number of Bases-Size	4 T-Bases List Price
192	54	14 - 16	Wood	4	54030/2	4-30	26,030	51030/2	4-30	30,155	
192	60	14 - 16	Wood	4	54031/2	4-32	28,165	51031/2	4-32	32,330	
192	66	14 - 16	Wood	4	54032/2	4-34	30,265	51032/2	4-34	34,635	
192	72	14 - 16	Wood	4	54033/2	4-36	32,955	51033/2	4-36	37,795	
204	54	14 - 16	Wood	4	54034/2	4-30	27,150	51034/2	4-30	31,300	
204	60	16 - 18	Wood	4	54035/2	4-32	29,410	51035/2	4-32	33,620	
204	66	16 - 18	Wood	4	54036/2	4-34	31,660	51036/2	4-34	36,040	
204	72	16 - 18	Wood	4	54037/2	4-36	34,470	51037/2	4-36	39,330	
204	78	16 - 18	Wood	4	54038/2	4-38	36,785	51038/2	4-38	41,560	
216	54	16 - 18	Wood	4	54039/2	4-30	29,105	51039/2	4-30	33,265	
216	60	16 - 18	Wood	4	54040/2	4-32	31,585	51040/2	4-32	35,785	
216	66	16 - 18	Wood	4	54041/2	4-34	34,040	51041/2	4-34	38,410	
216	72	16 - 18	Wood	4	54042/2	4-36	37,025	51042/2	4-36	41,895	
216	78	16 - 18	Wood	4	54043/2	4-38	39,545	51043/2	4-38	44,335	
228	54	16 - 18	Wood	4	54044/2	4-30	30,510	51044/2	4-30	34,705	
228	60	16 - 18	Wood	4	54045/2	4-32	33,175	51045/2	4-32	37,350	
228	66	18 - 20	Wood	4	54046/2	4-34	36,605	51046/2	4-34	40,960	
228	72	18 - 20	Wood	4	54047/2	4-36	38,915	51047/2	4-36	43,785	
228	78	18 - 20	Wood	4	54048/2	4-38	41,580	51048/2	4-38	46,395	
228	84	18 - 20	Wood	4	54049/2	4-40	44,215	51049/2	4-40	49,030	
240	54	16 - 18	Wood	4	54050/2	4-30	32,340	51050/2	4-30	36,490	
240	60	18 - 20	Wood	4	54051/2	4-32	35,170	51051/2	4-32	39,360	
240	66	18 - 20	Wood	4	54052/2	4-34	37,960	51052/2	4-34	42,335	
240	72	18 - 20	Wood	4	54053/2	4-36	41,310	51053/2	4-36	46,175	
240	78	18 - 20	Wood	4	54054/2	4-38	44,190	51054/2	4-38	48,970	
240	84	18 - 20	Wood	4	54055/2	4-40	47,005	51055/2	4-40	51,805	

All table sizes are available with Plastic Laminate top surfaces. To specify, select the desired table size and replace '2' in the wood finish model number with '5'.

VOX® CONFERENCE TABLES

SUPER ELLIPSE SHAPE

Design Mark Müller



Specify edge type; add the two letter code after the model number.



Facet Edge (FC)



Taper Edge (TE)

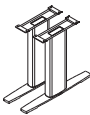


Flowform Edge (FF)  
5% upcharge  
laminates not available

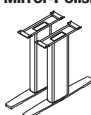


Camber Edge (CE)  
5% upcharge  
laminates not available

Anodized Aluminum



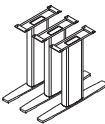
Mirror-Polished



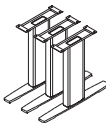
\* Based on a chair width of 25".

L"	x	D"	Sugg Seat Capacity	Top Finish	Top Sections	Model Number	Number of Bases-Size	2 T-Bases List Price	Model Number	Number of Bases-Size	2 T-Bases List Price
72	36	4 - 6	Wood	1	53801/2	2-24	6,655	50601/2	2-24	8,630	
72	36	4 - 6	P-Lam	1	53801/5	2-24	5,635	50601/5	2-24	7,610	
78	38	4 - 6	Wood	1	53802/2	2-24	7,265	50602/2	2-24	9,235	
78	38	4 - 6	P-Lam	1	53802/5	2-24	6,105	50602/5	2-24	8,085	
84	38	6 - 8	Wood	1	53803/2	2-24	7,635	50603/2	2-24	9,625	
84	38	6 - 8	P-Lam	1	53803/5	2-24	6,355	50603/5	2-24	8,340	
84	42	6 - 8	Wood	1	53804/2	2-26	8,295	50604/2	2-26	10,215	
84	42	6 - 8	P-Lam	1	53804/5	2-26	6,855	50604/5	2-26	8,800	
96	42	6 - 8	Wood	1	53805/2	2-26	9,110	50605/2	2-26	11,045	
96	42	6 - 8	P-Lam	1	53805/5	2-26	7,500	50605/5	2-26	9,440	
96	48	6 - 8	Wood	1	53806/2	2-28	10,115	50606/2	2-28	12,065	
96	48	6 - 8	P-Lam	1	53806/5	2-28	8,310	50606/5	2-28	10,230	
108	42	6 - 8	Wood	2	53807/2	2-26	9,935	50607/2	2-26	11,890	
108	42	6 - 8	P-Lam	2	53807/5	2-26	8,130	50607/5	2-26	10,095	
108	48	8 - 10	Wood	2	53808/2	2-28	11,085	50608/2	2-28	13,035	
108	48	8 - 10	P-Lam	2	53808/5	2-28	9,000	50608/5	2-28	10,960	
120	42	8 - 10	Wood	2	53809/2	2-26	11,755	50609/2	2-26	13,685	
120	42	8 - 10	P-Lam	2	53809/5	2-26	9,765	50609/5	2-26	11,690	
120	48	8 - 10	Wood	2	53810/2	2-28	13,000	50610/2	2-28	14,940	
120	48	8 - 10	P-Lam	2	53810/5	2-28	10,695	50610/5	2-28	12,660	
120	54	8 - 10	Wood	2	53811/2	2-30	14,620	50611/2	2-30	16,685	
132	48	8 - 10	Wood	2	53812/2	2-28"	14,290	50612/2	2-28"	16,260	
132	54	8 - 10	Wood	2	53813/2	2-30	15,925	50613/2	2-30	18,000	

Anodized Aluminum



Mirror-Polished



\* Based on a chair width of 25".

L"	x	D"	Sugg Seat Capacity	Top Finish	Top Sections	Model Number	Number of Bases-Size	3 T-Bases List Price	Model Number	Number of Bases-Size	3 T-Bases List Price
144	48	10 - 12	Wood	2	53814/2	3-28	16,620	50614/2	3-28	19,525	
144	54	10 - 12	Wood	2	53815/2	3-30	18,525	50615/2	3-30	21,645	
144	60	10 - 12	Wood	2	53816/2	3-32	20,100	50616/2	3-32	23,220	
156	48	10 - 12	Wood	2	53817/2	3-28	17,895	50617/2	3-28	20,790	
156	54	12 - 14	Wood	2	53818/2	3-30	19,975	50618/2	3-30	23,085	
156	60	12 - 14	Wood	2	53819/2	3-32	21,670	50619/2	3-32	24,805	
156	*66	12 - 14	Wood	2	53820/2	3-34	23,355	50620/2	3-34	26,620	
168	48	12 - 14	Wood	2	53821/2	3-28	20,100	50621/2	3-28	22,980	
168	54	12 - 14	Wood	2	53822/2	3-30	22,315	50622/2	3-30	25,430	
168	60	12 - 14	Wood	2	53823/2	3-32	24,175	50623/2	3-32	27,325	
168	*66	12 - 14	Wood	2	53824/2	3-34	26,040	50624/2	3-34	29,325	

All table sizes are available with Plastic Laminate top surfaces. To specify, select the desired table size and replace '2' in the wood finish model number with '5'.

VOX® CONFERENCE TABLES

SUPER ELLIPSE SHAPE

Design Mark Müller



Specify edge type; add the two letter code after the model number.



Facet Edge (FC)



Taper Edge (TE)

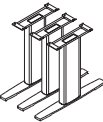


Flowform Edge (FF)  
5% upcharge  
laminate not available

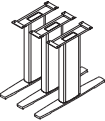


Camber Edge (CE)  
5% upcharge  
laminate not available

Anodized Aluminum



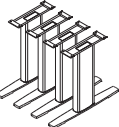
Mirror-Polished



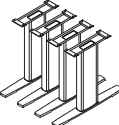
\* Based on a chair width of 25".

L"	x	D"	Sugg Seat Capacity	Top Finish	Top Sections	Model Number	Number of Bases-Size	3 T-Bases List Price	Model Number	Number of Bases-Size	3 T-Bases List Price
180	48	12 - 14	Wood	3	53825/2	3-28	21,125	50625/2	3-28	24,035	
180	54	14 -16	Wood	3	53826/2	3-30	23,465	50626/2	3-30	26,595	
180	60	14 - 16	Wood	3	53827/2	3-32	25,490	50627/2	3-32	28,630	
180	66	14 - 16	Wood	3	53828/2	3-34	27,430	50628/2	3-34	30,725	
180	72	14 - 16	Wood	3	53829/2	3-36	29,835	50629/2	3-36	33,505	

Anodized Aluminum



Mirror-Polished



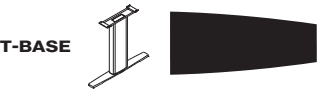
\* Based on a chair width of 25".

L"	x	D"	Sugg Seat Capacity	Top Finish	Top Sections	Model Number	Number of Bases-Size	4 T-Bases List Price	Model Number	Number of Bases-Size	4 T-Bases List Price
192	54	14 - 16	Wood	4	53830/2	4-30	26,710	50630/2	4-30	30,865	
192	60	14 - 16	Wood	4	53831/2	4-32	28,925	50631/2	4-32	33,125	
192	66	14 - 16	Wood	4	53832/2	4-34	31,125	50632/2	4-34	35,515	
192	72	14 - 16	Wood	4	53833/2	4-36	33,860	50633/2	4-36	38,740	
204	54	14 - 16	Wood	4	53834/2	4-30	27,885	50634/2	4-30	32,045	
204	60	16 - 18	Wood	4	53835/2	4-32	30,250	50635/2	4-32	34,440	
204	66	16 - 18	Wood	4	53836/2	4-34	32,575	50636/2	4-34	36,925	
204	72	16 - 18	Wood	4	53837/2	4-36	35,445	50637/2	4-36	40,305	
204	78	16 - 18	Wood	4	53838/2	4-38	37,860	50638/2	4-38	42,650	
216	54	16 - 18	Wood	4	53839/2	4-30	29,935	50639/2	4-30	34,065	
216	60	16 - 18	Wood	4	53840/2	4-32	32,495	50640/2	4-32	36,670	
216	66	16 - 18	Wood	4	53841/2	4-34	35,035	50641/2	4-34	39,405	
216	72	16 - 18	Wood	4	53842/2	4-36	38,125	50642/2	4-36	42,975	
216	78	16 - 18	Wood	4	53843/2	4-38	40,720	50643/2	4-38	45,495	
228	54	16 - 18	Wood	4	53844/2	4-30	31,375	50644/2	4-30	35,545	
228	60	16 - 18	Wood	4	53845/2	4-32	34,125	50645/2	4-32	38,320	
228	66	18 - 20	Wood	4	53846/2	4-34	37,695	50646/2	4-34	42,045	
228	72	18 - 20	Wood	4	53847/2	4-36	40,055	50647/2	4-36	44,930	
228	78	18 - 20	Wood	4	53848/2	4-38	42,830	50648/2	4-38	47,645	
228	84	18 - 20	Wood	4	53849/2	4-40	45,590	50649/2	4-40	50,385	
240	54	16 - 18	Wood	4	53850/2	4-30	33,275	50650/2	4-30	37,440	
240	60	18 - 20	Wood	4	53851/2	4-32	36,205	50651/2	4-32	40,380	
240	66	18 - 20	Wood	4	53852/2	4-34	39,095	50652/2	4-34	43,470	
240	72	18 - 20	Wood	4	53853/2	4-36	42,545	50653/2	4-36	47,425	
240	78	18 - 20	Wood	4	53854/2	4-38	45,525	50654/2	4-38	50,295	
240	84	18 - 20	Wood	4	53855/2	4-40	48,460	50655/2	4-40	53,255	

All table sizes are available with Plastic Laminate top surfaces. To specify, select the desired table size and replace '2' in the wood finish model number with '5'.

VOX® CONFERENCE TABLES

VISTA™ SHAPE (CLOSED) Design Mark Müller



Specify edge type; add the two letter code after the model number.



Facet Edge (FC)



Taper Edge (TE)

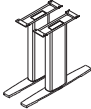


Flowform Edge (FF)  
5% upcharge  
laminare not available

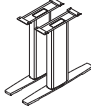


Camber Edge (CE)  
5% upcharge  
laminare not available

Anodized Aluminum



Mirror-Polished

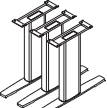


\* Based on a chair width of 25".

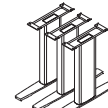
L" x D"	Sugg Seat Capacity	Top Finish	Top Sections	Model Number	Number of Bases-Size	2 T-Bases List Price	Model Number	Number of Bases-Size	2 T-Bases List Price
84 33-48	5-7	Wood	1	54901/2	2-26	8,130	52801/2	2-26	10,095
84 33-48	5-7	P-Lam	1	54901/5	2-26	6,820	52801/5	2-26	8,750
84 38-54	5-7	Wood	1	54902/2	2-28	8,900	52802/2	2-28	10,855
84 38-54	5-7	P-Lam	1	54902/5	2-28	7,425	52802/5	2-28	9,360
96 33-48	5-7	Wood	1	54903/2	2-26	8,950	52803/2	2-26	10,900
96 33-48	5-7	P-Lam	1	54903/5	2-26	7,435	52803/5	2-26	9,395
96 38-54	5-7	Wood	1	54904/2	2-28	9,910	52804/2	2-28	11,835
96 38-54	5-7	P-Lam	1	54904/5	2-28	8,180	52804/5	2-28	10,140
96 43-60	5-7	Wood	1	54905/2	2-32	11,100	52805/2	2-32	13,175
96 43-60	5-7	P-Lam	1	54905/5	2-32	9,175	52805/5	2-32	11,265
108 38-54	7-9	Wood	2	54906/2	2-28	10,930	52806/2	2-28	12,850
108 38-54	7-9	P-Lam	2	54906/5	2-28	8,990	52806/5	2-28	10,930
108 43-60	7-9	Wood	2	54907/2	2-32	12,215	52807/2	2-32	14,290
108 43-60	7-9	P-Lam	2	54907/5	2-32	10,065	52807/5	2-32	12,150
120 38-54	7-9	Wood	2	54908/2	2-28	12,830	52808/2	2-28	14,760
120 38-54	7-9	P-Lam	2	54908/5	2-28	10,680	52808/5	2-28	12,600
120 43-60	7-9	Wood	2	54909/2	2-32	14,350	52809/2	2-32	16,430
120 43-60	7-9	P-Lam	2	54909/5	2-32	11,950	52809/5	2-32	14,035
132 38-54	7-9	Wood	2	54910/2	2-28	13,965	52810/2	2-28	15,915
132 38-54	7-9	P-Lam	2	54910/5	2-28	11,580	52810/5	2-28	13,515
132 43-60	7-9	Wood	2	54911/2	2-32	15,630	52811/2	2-32	17,730
132 43-60	7-9	P-Lam	2	54911/5	2-32	12,935	52811/5	2-32	15,010
132 48-66	7-9	Wood	3	54912/2	2-34	16,840	52812/2	2-34	19,020
132 48-66	7-9	P-Lam	3	54912/5	2-34	13,855	52812/5	2-34	16,065

These models are constructed without support rails - bases are attached directly to tops.

Anodized Aluminum



Mirror-Polished

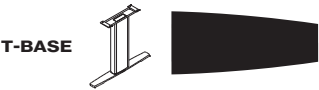


\* Based on a chair width of 25".


L" x D"	Sugg Seat Capacity	Top Finish	Top Sections	Model Number	Number of Bases-Size	3 T-Bases List Price	Model Number	Number of Bases-Size	3 T-Bases List Price
144 38-54	9-11	Wood	2	54913/2	3-28	16,405	52813/2	3-28	19,305
144 38-54	9-11	P-Lam	2	54913/5	3-28	13,780	52813/5	3-28	16,645
144 43-60	9-11	Wood	2	54914/2	3-32	18,385	52814/2	3-32	21,515
144 43-60	9-11	P-Lam	2	54914/5	3-32	15,380	52814/5	3-32	18,515
144 48-66	9-11	Wood	3	54915/2	3-34	19,730	52815/2	3-34	22,990
144 48-66	9-11	P-Lam	3	54915/5	3-34	16,430	52815/5	3-34	19,735
156 43-60	9-11	Wood	2	54916/2	3-32	19,605	52816/2	3-32	22,735
156 43-60	9-11	P-Lam	2	54916/5	3-32	16,350	52816/5	3-32	19,485
156 48-66	9-11	Wood	3	54917/2	3-34	21,070	52817/2	3-34	24,340
156 48-66	9-11	P-Lam	3	54917/5	3-34	17,510	52817/5	3-34	20,780
168 43-60	11-13	Wood	2	54918/2	3-32	21,575	52818/2	3-32	24,725
168 43-60	11-13	P-Lam	2	54918/5	3-32	18,055	52818/5	3-32	21,190
168 48-66	11-13	Wood	3	54919/2	3-34	23,335	52819/2	3-34	26,605

VOX® CONFERENCE TABLES


VISTA™ SHAPE (CLOSED) Design Mark Müller




Specify edge type; add the two letter code after the model number.




Facet Edge (FC)



Taper Edge (TE)

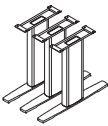


Flowform Edge (FF)  
5% upcharge  
laminate not available

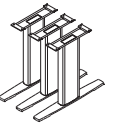


Camber Edge (CE)  
5% upcharge  
laminate not available

Anodized Aluminum



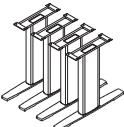
Mirror-Polished



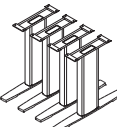
\* Based on a chair width of 25".

L" x D"	Sugg Seat Capacity	Top Finish	Top Sections	Model Number	Number of Bases-Size	3 T-Bases List Price	Model Number	Number of Bases-Size	3 T-Bases List Price
180 38-54	11-13	Wood	3	54920/2	3-28	20,665	52820/2	3-28	23,575
180 43-60	11-13	Wood	3	54921/2	3-32	22,850	52821/2	3-32	25,985
180 48-66	11-13	Wood	3	54922/2	3-34	24,755	52822/2	3-34	28,035
180 53-72	12-14	Wood	3	54923/2	3-36	26,900	52823/2	3-36	30,550
180 58-78	12-14	Wood	3	54924/2	3-38	28,655	52824/2	3-38	32,275
180 63-84	12-14	Wood	3	54925/2	3-40	30,430	52825/2	3-40	34,035

Anodized Aluminum



Mirror-Polished



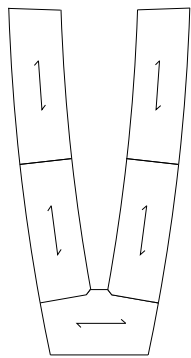
\* Based on a chair width of 25".

L" x D"	Sugg Seat Capacity	Top Finish	Top Sections	Model Number	Number of Bases-Size	4 T-Bases List Price	Model Number	Number of Bases-Size	4 T-Bases List Price
192 38-54	11-13	Wood	4	54926/2	4-28	23,295	52826/2	4-28	27,195
192 43-60	11-13	Wood	4	54927/2	4-32	25,815	52827/2	4-32	30,000
192 48-66	11-13	Wood	4	54928/2	4-34	27,670	52828/2	4-34	32,060
192 53-72	12-14	Wood	4	54929/2	4-36	30,120	52829/2	4-36	35,010
192 58-78	12-14	Wood	4	54930/2	4-38	32,455	52830/2	4-38	37,230
192 63-84	12-14	Wood	4	54931/2	4-40	33,990	52831/2	4-40	38,765
204 38-54	13-15	Wood	4	54932/2	4-28	24,480	52832/2	4-28	28,400
204 43-60	13-15	Wood	4	54933/2	4-32	26,945	52833/2	4-32	31,125
204 48-66	13-15	Wood	4	54934/2	4-34	29,150	52834/2	4-34	33,520
204 53-72	14-16	Wood	4	54935/2	4-36	31,695	52835/2	4-36	36,605
204 58-78	14-16	Wood	4	54936/2	4-38	33,795	52836/2	4-38	38,590
204 63-84	14-16	Wood	4	54937/2	4-40	35,835	52837/2	4-40	40,625
216 38-54	13-15	Wood	4	54938/2	4-28	25,820	52838/2	4-28	29,725
216 43-60	13-15	Wood	4	54939/2	4-32	28,640	52839/2	4-32	32,820
216 48-66	13-15	Wood	4	54940/2	4-34	30,780	52840/2	4-34	35,150
216 53-72	14-16	Wood	4	54941/2	4-36	33,480	52841/2	4-36	38,360
216 58-78	14-16	Wood	4	54942/2	4-38	35,710	52842/2	4-38	40,500
216 63-84	14-16	Wood	4	54943/2	4-40	37,300	52843/2	4-40	42,075
228 38-54	15-17	Wood	4	54944/2	4-28	26,895	52844/2	4-28	30,775
228 43-60	15-17	Wood	4	54945/2	4-32	30,005	52845/2	4-32	34,210
228 48-66	15-17	Wood	4	54946/2	4-34	32,280	52846/2	4-34	36,655
228 53-72	16-18	Wood	4	54947/2	4-36	35,115	52847/2	4-36	39,985
228 58-78	16-18	Wood	4	54948/2	4-38	37,470	52848/2	4-38	42,260
228 63-84	16-18	Wood	4	54949/2	4-40	39,805	52849/2	4-40	44,605
240 38-54	15-17	Wood	4	54950/2	4-28	28,495	52850/2	4-28	32,365
240 43-60	15-17	Wood	4	54951/2	4-32	31,555	52851/2	4-32	35,735
240 48-66	15-17	Wood	4	54952/2	4-34	33,970	52852/2	4-34	38,335
240 53-72	16-18	Wood	4	54953/2	4-36	36,955	52853/2	4-36	41,815
240 58-78	16-18	Wood	4	54954/2	4-38	39,435	52854/2	4-38	44,245
240 63-84	16-18	Wood	4	54955/2	4-40	41,915	52855/2	4-40	46,700

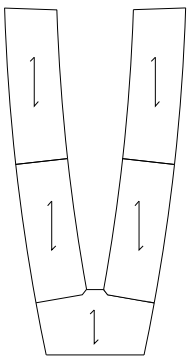
All table sizes are available with Plastic Laminate top surfaces. To specify, select the desired table size and replace '2' in the wood finish model number with '5'.

# VENEER LAYOUT OPTIONS FOR VOX® CONFERENCE TABLES

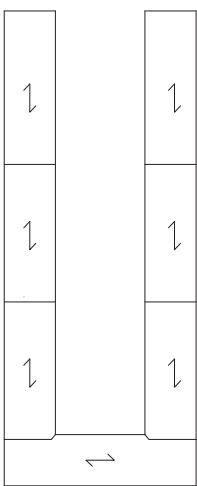
CONGRESS™ SHAPE, OPEN VISTA™ SHAPE AND ARENA™ SHAPE TABLES



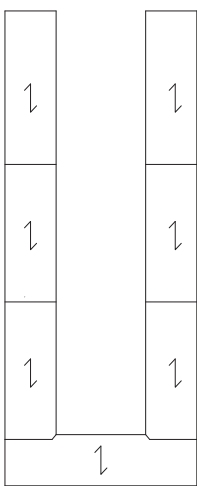
Vista Shape (open)  
Standard Flat Cut  
Book-Matched



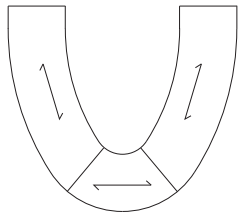
Vista Shape (open)  
In-Line Veneer  
Book-Matched  
**15% Upcharge**



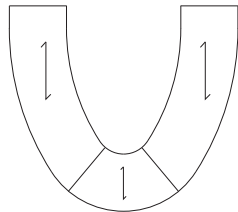
Congress Shape (open)  
Standard Flat Cut  
Book-Matched



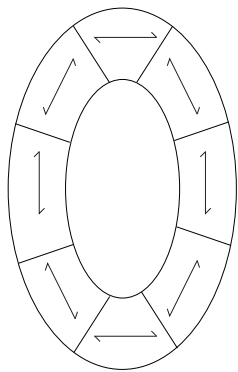
Congress Shape (open)  
In-Line Veneer  
Book-Matched  
**15% Upcharge**



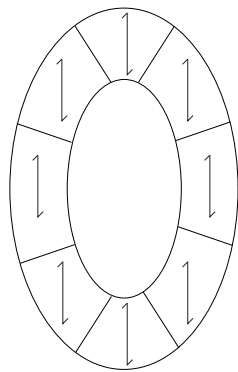
Arena Shape (open)  
Standard Flat Cut  
Book-Matched



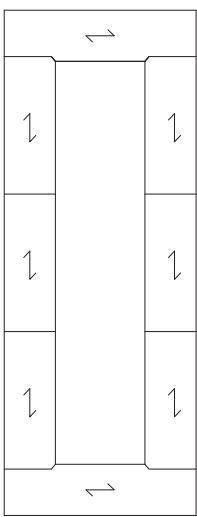
Arena Shape (open)  
In-Line Veneer  
Book-Matched  
**15% Upcharge**



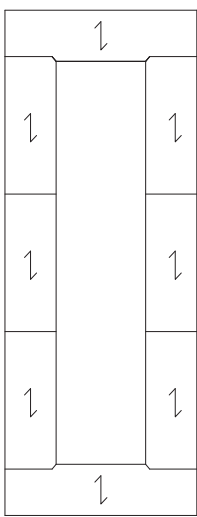
Arena Shape (closed)  
Standard Flat Cut  
Book-Matched



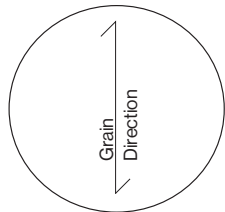
Arena Shape (closed)  
In-Line Veneer  
Book-Matched  
**15% Upcharge**



Congress Shape (closed)  
Standard Flat Cut  
Book-Matched



Congress Shape (closed)  
In-Line Veneer  
Book-Matched  
**15% Upcharge**



For standard veneer patterns and finishes refer to page 8 for full details.

VOX® CONFERENCE TABLES

CONGRESS™ SHAPE (OPEN)



Specify edge type; add the two letter code after the model number.



Facet Edge (FC)



Taper Edge (TE)

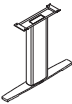


Flowform Edge (FF)  
5% upcharge  
laminate not available



Camber Edge (CE)  
5% upcharge  
laminate not available

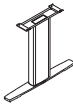
Anodized Aluminum



\* Based on a chair width of 25".

* Based on a chair width of 25".							Partial Wood Modesty Panel		Partial Aluminum Modesty Panel	
L"	x	D"	Sugg Seat Capacity	Top Finish	Top Sections	Number of Bases-Size	Model Number	T-Base List Price	Model Number	T-Base List Price
130	96	11	Wood	3	4-24		55221/2	21,255	54571/2	21,695
130	96	11	P-Lam	3	4-24		55221/5	18,000	54571/5	18,460
162	96	13	Wood	5	6-24		55222/2	27,635	54572/2	28,160
162	96	13	P-Lam	5	6-24		55222/5	23,595	54572/5	24,120
211	96	17	Wood	5	6-24		55223/2	33,595	54573/2	34,380
211	96	17	P-Lam	5	6-24		55223/5	28,495	54573/5	29,280
297	96	23	Wood	7	8-24		55224/2	46,490	54574/2	47,630
297	96	23	P-Lam	7	8-24		55224/5	39,385	54574/5	40,505
383	96	29	Wood	9	10-24		55225/2	59,220	54575/2	60,690
383	96	29	P-Lam	9	10-24		55225/5	50,055	54575/5	51,510

Mirror-Polished



\* Based on a chair width of 25".

* Based on a chair width of 25".						Partial Wood Modesty Panel		Partial Aluminum Modesty Panel		
						Model Number	T- Base List Price	Model Number	T-Base List Price	
L"	x	D"	Sugg Seat Capacity	Top Finish	Top Sections	Number of Bases-Size				
130	96	11	Wood	3	4-24		55211/2	25,225	54561/2	25,645
130	96	11	P-Lam	3	4-24		55211/5	21,990	54561/5	22,435
162	96	13	Wood	5	6-24		55212/2	33,555	54562/2	34,090
162	96	13	P-Lam	5	6-24		55212/5	29,525	54562/5	30,050
211	96	17	Wood	5	6-24		55213/2	39,540	54563/2	40,335
211	96	17	P-Lam	5	6-24		55213/5	34,435	54563/5	35,225
297	96	23	Wood	7	8-24		55214/2	54,410	54564/2	55,530
297	96	23	P-Lam	7	8-24		55214/5	47,290	54564/5	48,425
383	96	29	Wood	9	10-24		55215/2	69,105	54565/2	70,555
383	96	29	P-Lam	9	10-24		55215/5	59,945	54565/5	61,420

Table tops are 32" deep.  
Modesty panel options should be selected if tables are specified with Vox® Forums.  
For Access and Tower Base options contact Nienkämper Customer Service at 800.668.9318



T-Base, partial wood modesty panel.



T-Base, partial aluminum modesty panel.

VOX® CONFERENCE TABLES

CONGRESS™ SHAPE (OPEN)



Specify edge type; add the two letter code after the model number.



Facet Edge (FC)



Taper Edge (TE)

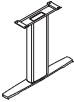


Flowform Edge (FF)  
5% upcharge  
laminare not available



Camber Edge (CE)  
5% upcharge  
laminare not available

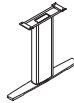
Anodized Aluminum



\* Based on a chair width of 25".

Partial Wood Modesty Panel						Partial Aluminum Modesty Panel			
L" x D"	Sugg Seat Capacity	Top Finish	Top Sections	Number of Bases-Size	Model Number	T-Base List Price	Model Number	T-Base List Price	
130 120	12	Wood	3	5-24	55281/2	23,855	54671/2	24,380	
130 120	12	P-Lam	3	5-24	55281/5	20,355	54671/5	20,875	
162 120	14	Wood	5	7-24	55282/2	30,540	54672/2	31,145	
162 120	14	P-Lam	5	7-24	55282/5	26,225	54672/5	26,840	
211 120	18	Wood	5	7-24	55283/2	36,215	54673/2	37,080	
211 120	18	P-Lam	5	7-24	55283/5	30,835	54673/5	31,665	
297 120	24	Wood	7	9-24	55284/2	49,100	54674/2	50,270	
297 120	24	P-Lam	7	9-24	55284/5	41,720	54674/5	42,880	
383 120	30	Wood	9	11-24	55285/2	61,840	54675/2	63,350	
383 120	30	P-Lam	9	11-24	55285/5	52,425	54675/5	53,910	

Mirror-Polished



\* Based on a chair width of 25".

Partial Wood Modesty Panel						Partial Aluminum Modesty Panel			
L" x D"	Sugg Seat Capacity	Top Finish	Top Sections	Number of Bases-Size	Model Number	T-Base List Price	Model Number	T-Base List Price	
130 120	12	Wood	3	5-24	55271/2	28,805	54661/2	29,320	
130 120	12	P-Lam	3	5-24	55271/5	25,300	54661/5	25,815	
162 120	14	Wood	5	7-24	55272/2	37,460	54662/2	38,080	
162 120	14	P-Lam	5	7-24	55272/5	33,150	54662/5	33,755	
211 120	18	Wood	5	7-24	55273/2	43,130	54663/2	43,965	
211 120	18	P-Lam	5	7-24	55273/5	37,745	54663/5	38,590	
297 120	24	Wood	7	9-24	55274/2	58,005	54664/2	59,185	
297 120	24	P-Lam	7	9-24	55274/5	50,625	54664/5	51,775	
383 120	30	Wood	9	11-24	55275/2	72,705	54665/2	74,210	
383 120	30	P-Lam	9	11-24	55275/5	63,285	54665/5	64,770	

Table tops are 32" deep.  
Modesty panel options should be selected if tables are specified with Vox® Forums.  
For Access and Tower Base options contact Nienkämper Customer Service at 800.668.9318



T-Base, partial wood modesty panel.

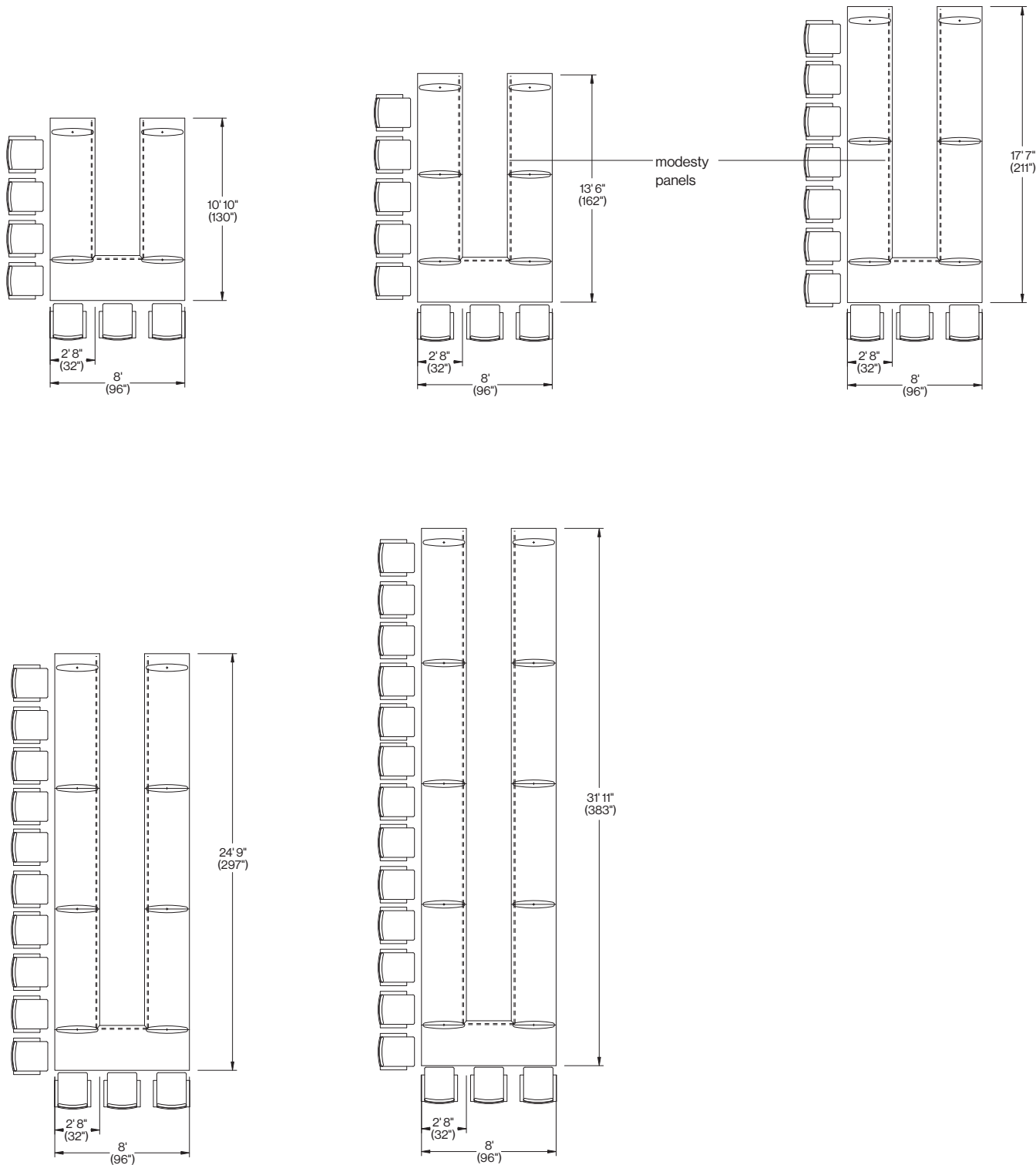


T-Base, partial aluminum modesty panel.

# VOX<sup>®</sup> CONFERENCE TABLES - OVERVIEW

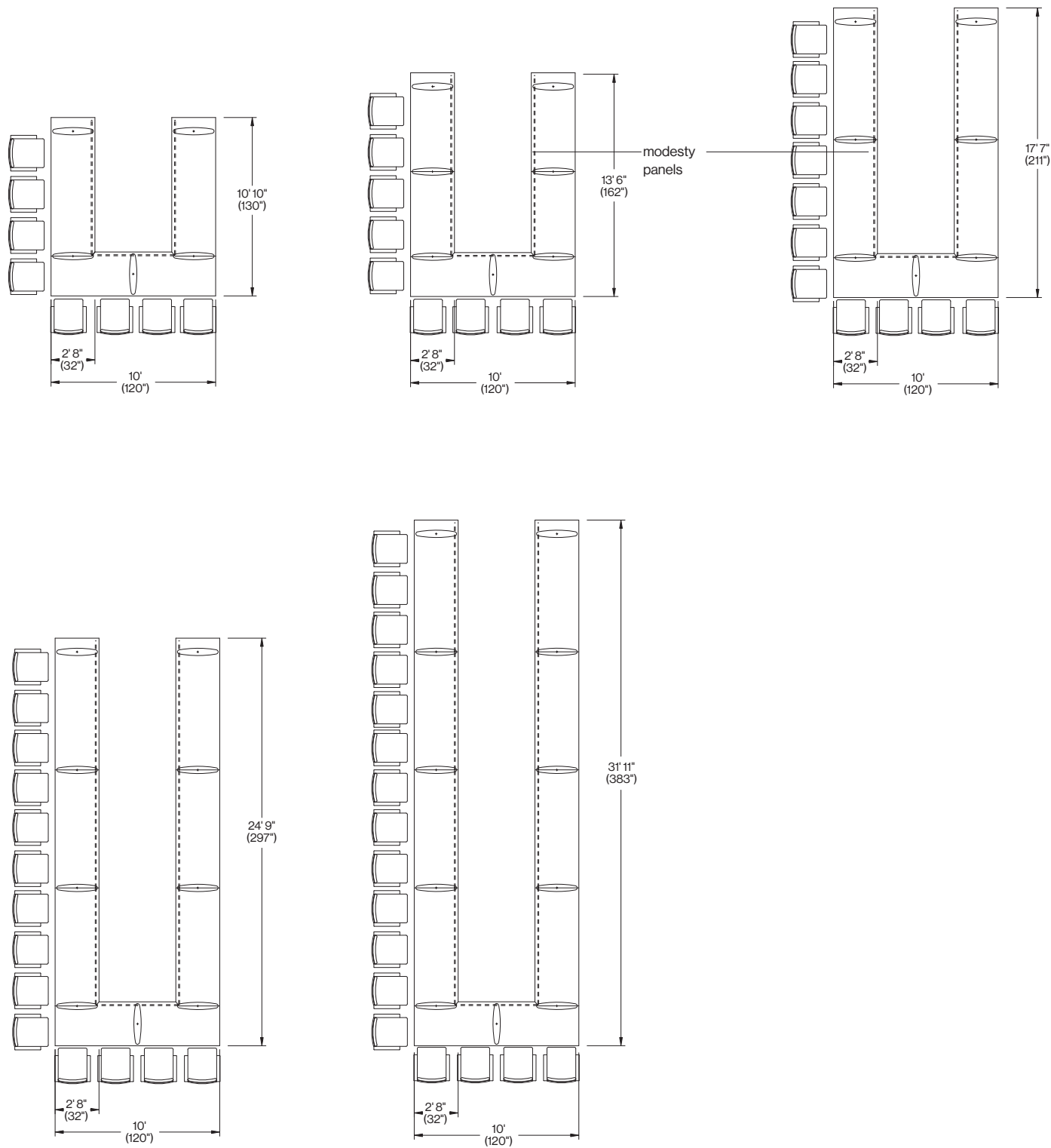
## CONGRESS™ SHAPE (OPEN)

Note: Bases drawn represent all base styles.



**VOX® CONFERENCE TABLES - OVERVIEW**  
**CONGRESS™ SHAPE (OPEN)**

Note: Bases drawn represent all base styles.




# VOX® CONFERENCE TABLES

## CONGRESS™ SHAPE (CLOSED)



Specify edge type; add the two letter code after the model number.



\* Based on a chair width of 25".

L"	x	D"	Sugg Seat Capacity	Top Finish	Top Sections	Number of Bases-Size	Model Number	T-Base List Price	Model Number	T-Base List Price
120	96	14	14	Wood	4	4-24	55101/2	21,870	53071/2	22,225
120	96	14	14	P-Lam	4	4-24	55101/5	18,355	53071/5	18,700
144	96	16	16	Wood	4	4-24	55102/2	24,615	53072/2	25,070
144	96	16	16	P-Lam	4	4-24	55102/5	20,580	53072/5	21,030
182	96	18	18	Wood	6	6-24	55103/2	31,480	53073/2	32,095
182	96	18	18	P-Lam	6	6-24	55103/5	26,650	53073/5	27,250
230	96	22	22	Wood	6	6-24	55104/2	37,025	53074/2	37,820
230	96	22	22	P-Lam	6	6-24	55104/5	31,115	53074/5	31,890
316	96	28	28	Wood	8	8-24	55105/2	49,550	53075/2	50,715
316	96	28	28	P-Lam	8	8-24	55105/5	41,765	53075/5	42,915
402	96	34	34	Wood	10	10-24	55106/2	61,930	53076/2	63,420
402	96	34	34	P-Lam	10	10-24	55106/5	52,240	53076/5	53,735



\* Based on a chair width of 25".

L"	x	D"	Sugg Seat Capacity	Top Finish	Top Sections	Base Number-Size"	Model Number	T-Base List Price	Model Number	T-Base List Price
120	96	14	14	Wood	4	4-24	55091/2	25,820	53061/2	26,160
120	96	14	14	P-Lam	4	4-24	55091/5	22,300	53061/5	22,665
144	96	16	16	Wood	4	4-24	55092/2	28,590	53062/2	29,010
144	96	16	16	P-Lam	4	4-24	55092/5	24,535	53062/5	25,000
182	96	18	18	Wood	6	6-24	55093/2	37,445	53063/2	38,050
182	96	18	18	P-Lam	6	6-24	55093/5	32,585	53063/5	33,180
230	96	22	22	Wood	6	6-24	55094/2	42,970	53064/2	43,750
230	96	22	22	P-Lam	6	6-24	55094/5	37,035	53064/5	37,830
316	96	28	28	Wood	8	8-24	55095/2	57,470	53065/2	58,635
316	96	28	28	P-Lam	8	8-24	55095/5	49,665	53065/5	50,810
402	96	34	34	Wood	10	10-24	55096/2	71,830	53066/2	73,320
402	96	34	34	P-Lam	10	10-24	55096/5	62,120	53066/5	63,605



T-Base, partial wood modesty panel.



T-Base, partial aluminum modesty panel.


Table tops are 32" deep.  
Modesty panel options should be selected if tables are specified with Vox® Forums.  
For Access and Tower Base options contact Nienkämper Customer Service at **800.668.9318**

VOX® CONFERENCE TABLES

CONGRESS™ SHAPE (CLOSED)



Specify edge type; add the two letter code after the model number.



\* Based on a chair width of 25".

Partial Wood Modesty Panel						Partial Aluminum Modesty Panel			
L" x D"	Sugg Seat Capacity	Top Finish	Top Sections	Number of Bases-Size	Model Number	T-Base List Price	Model Number	T-Base List Price	
120 120	16	Wood	4	6-24	55161/2	27,175	53171/2	27,635	
120 120	16	P-Lam	4	6-24	55161/5	23,125	53171/5	23,580	
144 120	18	Wood	4	6-24	55162/2	30,085	53172/2	30,645	
144 120	18	P-Lam	4	6-24	55162/5	25,515	53172/5	26,080	
182 120	20	Wood	6	8-24	55163/2	36,745	53173/2	37,440	
182 120	20	P-Lam	6	8-24	55163/5	31,350	53173/5	32,050	
230 120	24	Wood	6	8-24	55164/2	42,420	53174/2	43,320	
230 120	24	P-Lam	6	8-24	55164/5	35,945	53174/5	36,875	
316 120	30	Wood	8	10-24	55165/2	54,640	53175/2	55,870	
316 120	30	P-Lam	8	10-24	55165/5	46,325	53175/5	47,535	
402 120	36	Wood	10	12-24	55166/2	67,045	53176/2	67,910	
402 120	36	P-Lam	10	12-24	55166/5	56,790	53176/5	57,690	



\* Based on a chair width of 25".

Partial Wood Modesty Panel						Partial Aluminum Modesty Panel			
L" x D"	Sugg Seat Capacity	Top Finish	Top Sections	Number of Bases-Size	Model Number	T-Base List Price	Model Number	T-Base List Price	
120 120	16	Wood	4	6-24	55151/2	33,110	53161/2	33,555	
120 120	16	P-Lam	4	6-24	55151/5	29,075	53161/5	29,495	
144 120	18	Wood	4	6-24	55152/2	36,035	53162/2	36,595	
144 120	18	P-Lam	4	6-24	55152/5	31,445	53162/5	32,000	
182 120	20	Wood	6	8-24	55153/2	44,635	53163/2	45,330	
182 120	20	P-Lam	6	8-24	55153/5	39,270	53163/5	39,970	
230 120	24	Wood	6	8-24	55154/2	50,325	53164/2	51,240	
230 120	24	P-Lam	6	8-24	55154/5	43,855	53164/5	44,780	
316 120	30	Wood	8	10-24	55155/2	64,530	53165/2	65,750	
316 120	30	P-Lam	8	10-24	55155/5	56,200	53165/5	57,430	
402 120	36	Wood	10	12-24	55156/2	78,910	53166/2	79,790	
402 120	36	P-Lam	10	12-24	55156/5	68,680	53166/5	69,550	



T-Base, partial wood modesty panel.

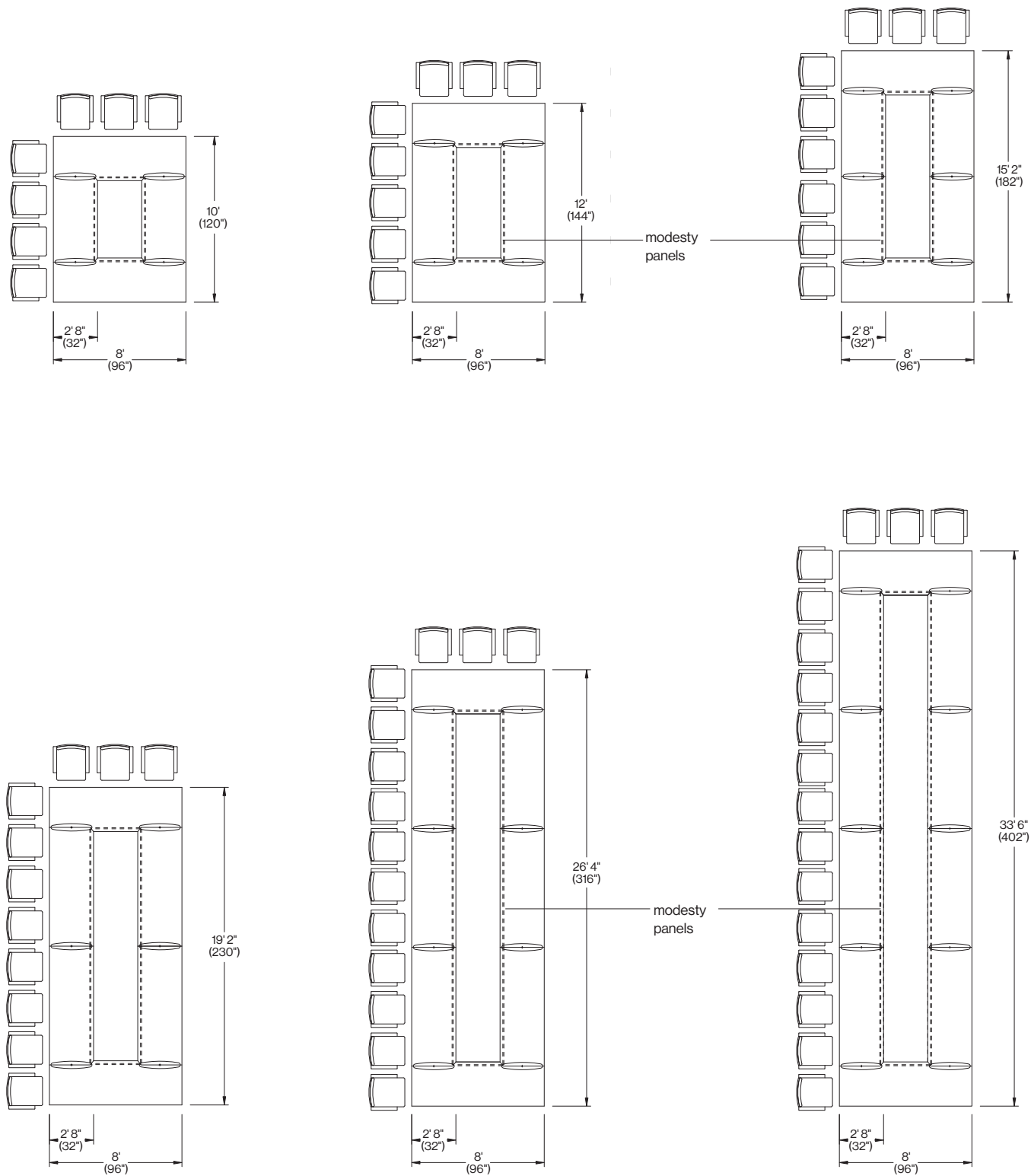


T-Base, partial aluminum modesty panel.

Table tops are 32" deep.  
Modesty panel options should be selected if tables are specified with Vox® Forums.  
For Access and Tower Base options contact Nienkämper Customer Service at 800.668.9318

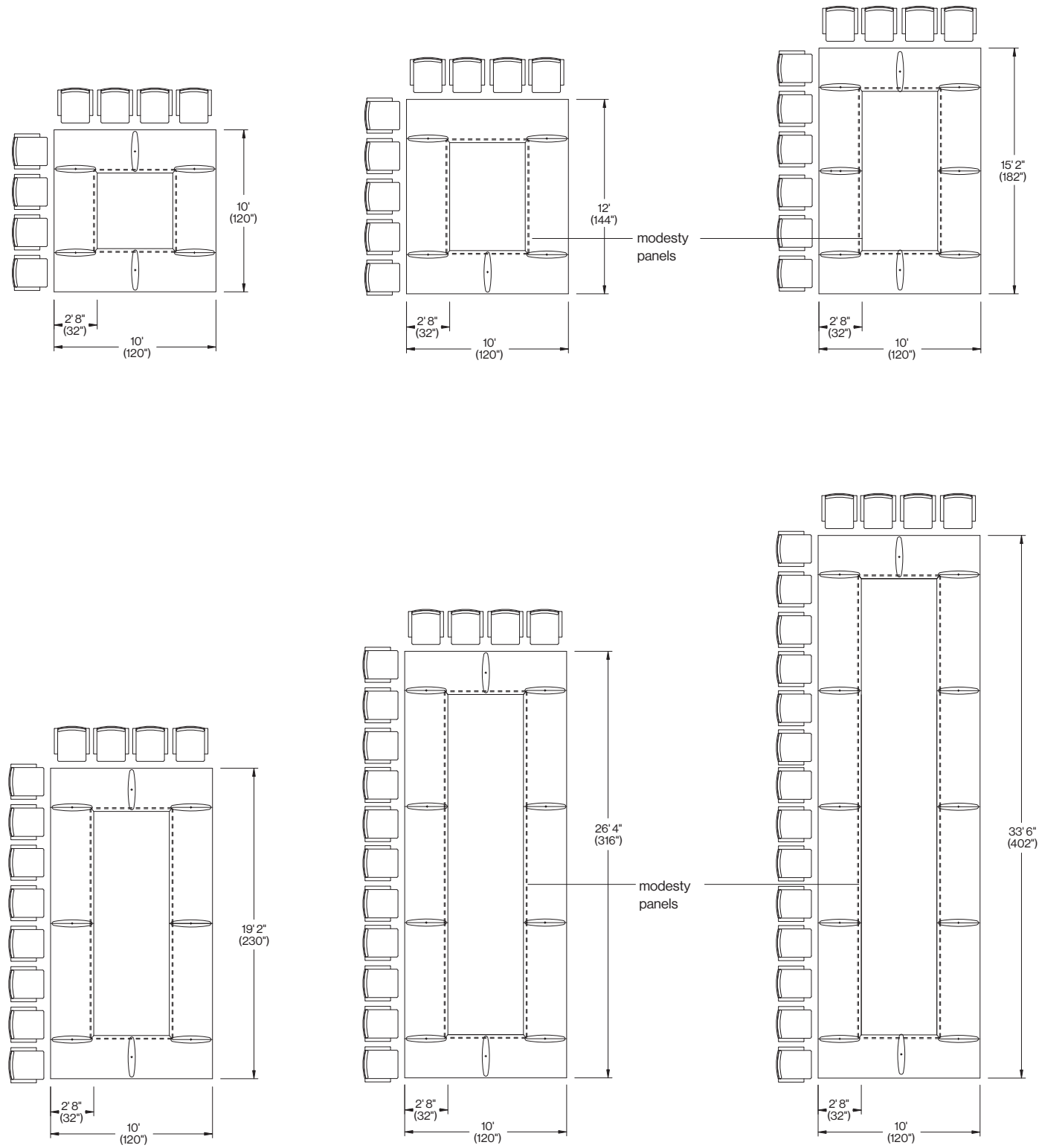
**VOX® CONFERENCE TABLES - OVERVIEW**  
**CONGRESS™ SHAPE (CLOSED)**

Note: Bases drawn represent all base styles.



**VOX<sup>®</sup> CONFERENCE TABLES - OVERVIEW**  
**CONGRESS™ SHAPE (CLOSED)**

Note: Bases drawn represent all base styles.



# VOX® CONFERENCE TABLES

## VISTA™ SHAPE (OPEN)

T-BASE



Specify edge type; add the two letter code after the model number.



Facet Edge (FC)



Taper Edge (TE)

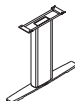


Flowform Edge (FF)  
5% upcharge  
laminate not available



Camber Edge (CE)  
5% upcharge  
laminate not available

Anodized Aluminum

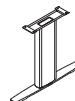


Partial  
Wood  
Modesty  
Panel

\* Based on a chair width of 25".

L" x D"	Sugg Seat Capacity	Top Finish	Top Sections	Number of Bases-Size	Model Number	T-Base List Price
<b>128 60-100</b>	<b>8-10</b>	<b>Wood</b>	<b>3</b>	<b>4-24</b>	<b>55011/2</b>	<b>25,725</b>
128 60-100	8-10	P-Lam	3	4-24	55011/5	21,995
<b>213 60-111</b>	<b>14-16</b>	<b>Wood</b>	<b>5</b>	<b>6-24</b>	<b>55012/2</b>	<b>43,365</b>
213 60-111	14-16	P-Lam	5	6-24	55012/5	36,745
<b>299 60-112</b>	<b>20-22</b>	<b>Wood</b>	<b>7</b>	<b>8-24</b>	<b>55013/2</b>	<b>57,685</b>
299 60-112	20-22	P-Lam	7	8-24	55013/5	48,965
<b>384 66-144</b>	<b>26-28</b>	<b>Wood</b>	<b>9</b>	<b>10-24</b>	<b>55014/2</b>	<b>74,230</b>
384 66-144	26-28	P-Lam	9	10-24	55014/5	62,930
<b>469 66-144</b>	<b>32-34</b>	<b>Wood</b>	<b>11</b>	<b>12-24</b>	<b>55015/2</b>	<b>91,425</b>
469 66-144	32-34	P-Lam	11	12-24	55015/5	77,370

Mirror-Polished



Partial  
Wood  
Modesty  
Panel

\* Based on a chair width of 25".

L" x D"	Sugg Seat Capacity	Top Finish	Top Sections	Number of Bases-Size	Model Number	T-Base List Price
<b>128 60-100</b>	<b>8-10</b>	<b>Wood</b>	<b>3</b>	<b>4-24</b>	<b>53101/2</b>	<b>29,650</b>
128 60-100	8-10	P-Lam	3	4-24	53101/5	25,935
<b>213 60-111</b>	<b>14-16</b>	<b>Wood</b>	<b>5</b>	<b>6-24</b>	<b>53102/2</b>	<b>49,305</b>
213 60-111	14-16	P-Lam	5	6-24	53102/5	42,670
<b>299 60-112</b>	<b>20-22</b>	<b>Wood</b>	<b>7</b>	<b>8-24</b>	<b>53103/2</b>	<b>65,595</b>
299 60-112	20-22	P-Lam	7	8-24	53103/5	55,400
<b>384 66-144</b>	<b>26-28</b>	<b>Wood</b>	<b>9</b>	<b>10-24</b>	<b>53104/2</b>	<b>84,120</b>
384 66-144	26-28	P-Lam	9	10-24	53104/5	72,805
<b>469 66-144</b>	<b>32-34</b>	<b>Wood</b>	<b>11</b>	<b>12-24</b>	<b>53105/2</b>	<b>103,290</b>
469 66-144	32-34	P-Lam	11	12-24	53105/5	89,245

Table tops are 32" deep.

Modesty panel options should be selected if tables are specified with Vox® Forums.

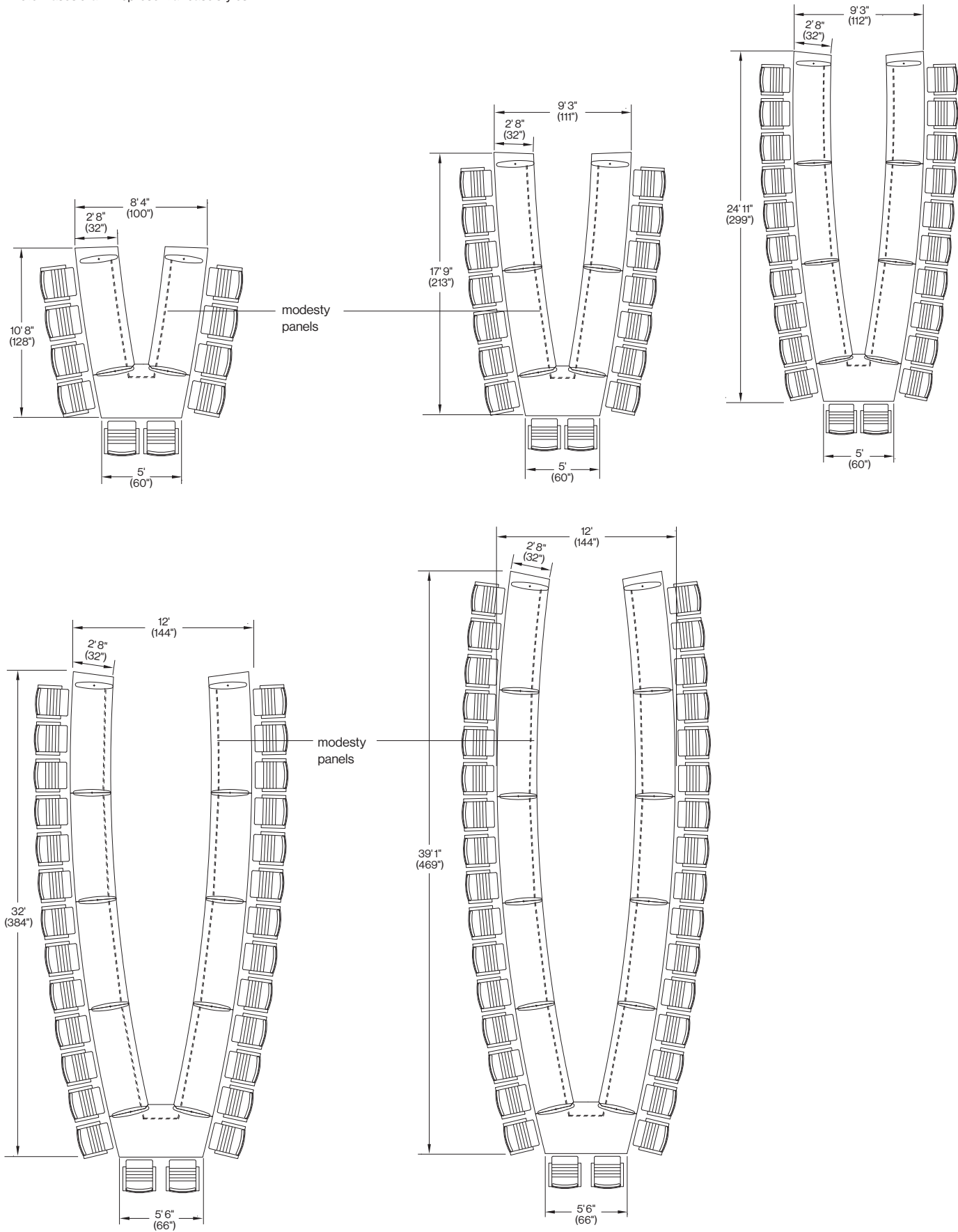
For Access and Tower Base options contact Nienkämper Customer Service at **800.668.9318**



T-Base, partial wood modesty panel.



Note: Bases drawn represent all base styles.



# VOX® CONFERENCE TABLES

## ARENA™ SHAPE (OPEN)



Specify edge type; add the two letter code after the model number.



Facet Edge (FC)



Taper Edge (TE)



Flowform Edge (FF)  
5% upcharge  
laminate not available



Camber Edge (CE)  
5% upcharge  
laminate not available

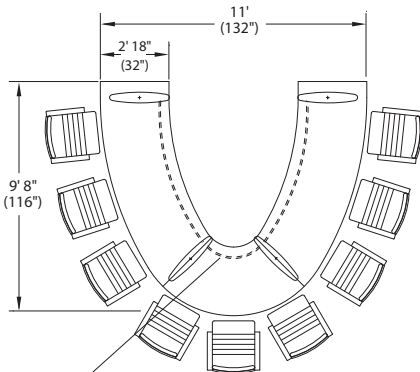
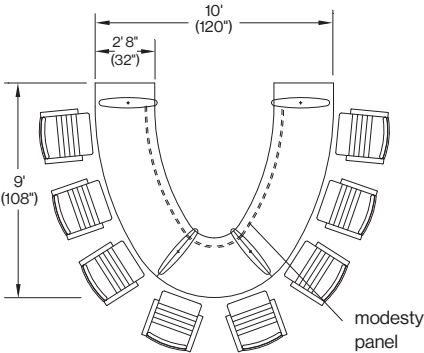
Anodized Aluminum



Partial  
Wood  
Modesty  
Panel

\* Based on a chair width of 25".

L" x D"	Sugg Seat Capacity	Top Finish	Top Sections	Number of Bases-Size	Model Number	T-Base List Price
108 120	6-8	Wood	3	4-24	24771/2	31,145
108 120	6-8	P-Lam	3	4-24	24771/5	27,290
116 132	7-9	Wood	3	4-24	24772/2	34,950
116 132	7-9	P-Lam	3	4-24	24772/5	30,395
132 144	9-11	Wood	3	4-24	24773/2	40,475
132 144	9-11	P-Lam	3	4-24	24773/5	35,035



Mirror-Polished



Partial  
Wood  
Modesty  
Panel

\* Based on a chair width of 25".

L" x D"	Sugg Seat Capacity	Top Finish	Top Sections	Number of Bases-Size	Model Number	T-Base List Price
108 120	6-8	Wood	3	4-24	24741/2	35,105
108 120	6-8	P-Lam	3	4-24	24741/5	31,240
116 132	7-9	Wood	3	4-24	24742/2	38,885
116 132	7-9	P-Lam	3	4-24	24742/5	34,355
132 144	9-11	Wood	3	4-24	24743/2	44,365
132 144	9-11	P-Lam	3	4-24	24743/5	38,885

modesty  
panel

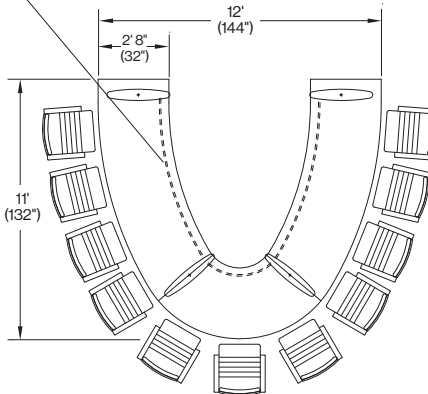


Table tops are 32" deep.  
Modesty panel options should be selected if tables are specified with Vox® Forums.  
For Access and Tower Base options contact Nienkämper Customer Service at 800.668.9318

Note: Bases drawn represent all base styles.



T-Base, partial wood modesty panel.

VOX® CONFERENCE TABLES

ARENA™ SHAPE (CLOSED)



Specify edge type; add the two letter code after the model number.



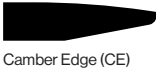
Facet Edge (FC)



Taper Edge (TE)

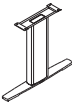


Flowform Edge (FF)  
5% upcharge  
laminate not available



Camber Edge (CE)  
5% upcharge  
laminate not available

Anodized Aluminum

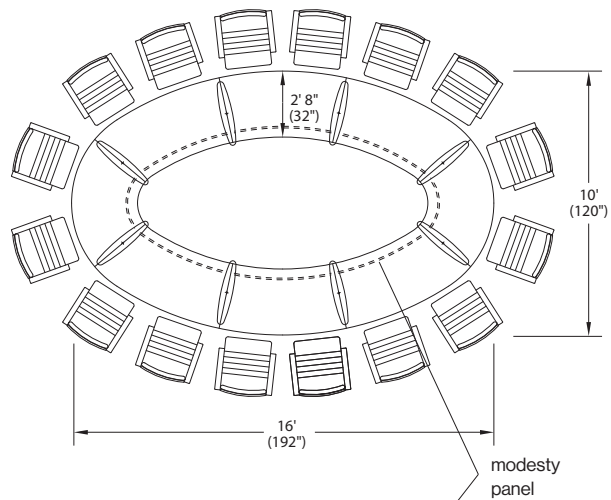


Partial  
Wood  
Modesty  
Panel

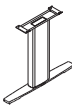
\* Based on a chair width of 25".

L" x D"	Sugg Seat Capacity	Top Finish	Top Sections	Number of Bases-Size
192 120	14-16	Wood	8	8-24
192 120	14-16	P-Lam	8	8-24
216 132	16-20	Wood	8	8-24
216 132	16-20	P-Lam	8	8-24
240 144	18-22	Wood	8	8-24
240 144	18-22	P-Lam	8	8-24

Model Number	T-Base List Price
24774/2	57,175
24774/5	50,360
24775/2	61,225
24775/5	53,465
24776/2	67,565
24776/5	58,765



Mirror-Polished



Partial  
Wood  
Modesty  
Panel

\* Based on a chair width of 25".

L" x D"	Sugg Seat Capacity	Top Finish	Top Sections	Number of Bases-Size
192 120	14-16	Wood	8	8-24
192 120	14-16	P-Lam	8	8-24
216 132	16-20	Wood	8	8-24
216 132	16-20	P-Lam	8	8-24
240 144	18-22	Wood	8	8-24
240 144	18-22	P-Lam	8	8-24

Model Number	T-Base List Price
24744/2	65,085
24744/5	58,255
24745/2	69,130
24745/5	61,385
24746/2	75,315
24746/5	66,525

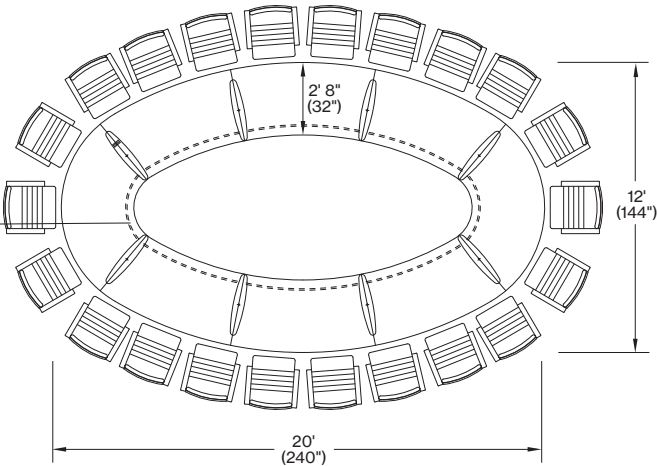
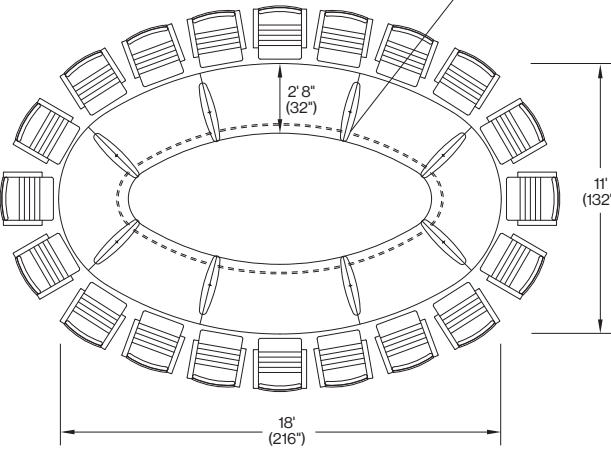


Table tops are 32" deep.  
Modesty panel options should be selected if tables are specified with Vox® Forums.  
For Access and Tower Base options contact Nienkämper Customer Service at 800.668.9318

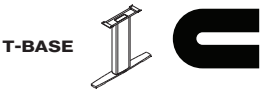


T-Base, partial wood modesty panel.


Note: Bases drawn represent all base styles.

VOX® CONFERENCE TABLES

RACETRACK (OPEN)



Specify edge type; add the two letter code after the model number.



Facet Edge (FC)

Taper Edge (TE)

Flowform Edge (FF)  
5% upcharge  
laminate not available

Camber Edge (CE)  
5% upcharge  
laminate not available

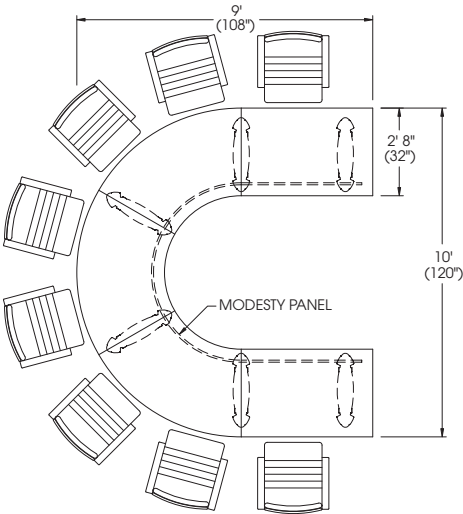
Anodized Aluminum



Partial  
Wood  
Modesty  
Panel

\* Based on a chair width of 25".

L" x D"	Sugg Seat Capacity	Top Finish	Top Sections	Number of Bases-Size	Model Number	T-Base List Price
108 120	6-8	Wood	5	6-24	28324/2	32,520
108 120	6-8	P-Lam	5	6-24	28324/5	28,755
116 132	7-9	Wood	5	6-24	28325/2	36,200
116 132	7-9	P-Lam	5	6-24	28325/5	31,795
132 144	9-11	Wood	5	6-24	28326/2	41,560
132 144	9-11	P-Lam	5	6-24	28326/5	36,285



Mirror-Polished



Partial  
Wood  
Modesty  
Panel

\* Based on a chair width of 25".

L" x D"	Sugg Seat Capacity	Top Finish	Top Sections	Number of Bases-Size	Model Number	T-Base List Price
108 120	6-8	Wood	5	6-24	28321/2	38,335
108 120	6-8	P-Lam	5	6-24	28321/5	34,570
116 132	7-9	Wood	5	6-24	28322/2	42,020
116 132	7-9	P-Lam	5	6-24	28322/5	37,610
132 144	9-11	Wood	5	6-24	28323/2	47,310
132 144	9-11	P-Lam	5	6-24	28323/5	42,020

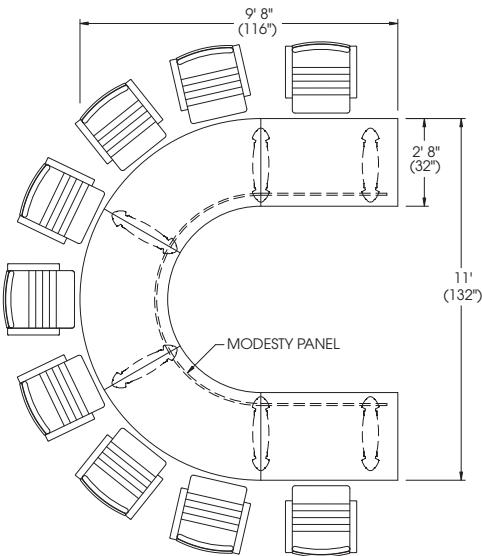
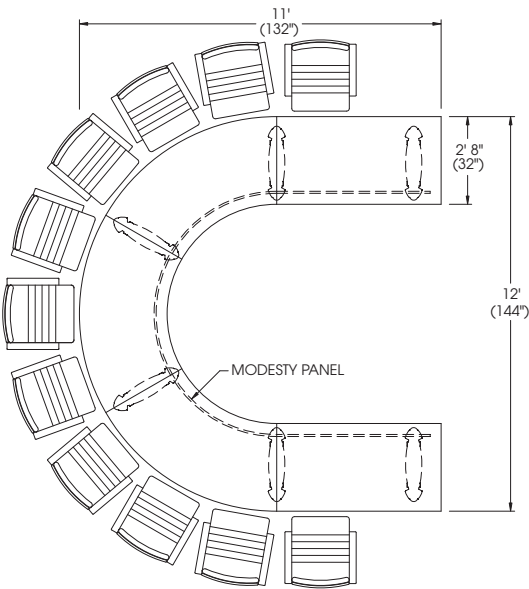


Table tops are 32" deep.  
Modesty panel options should be selected if tables are specified with Vox® Forums.  
For Access and Tower Base options contact Nienkämper Customer Service at 800.668.9318



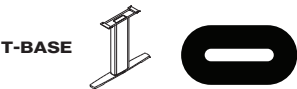
T-Base, partial wood modesty panel.



Note: Bases drawn in plan view above represent all base styles.

# VOX® CONFERENCE TABLES

## RACETRACK (CLOSED)



Specify edge type; add the two letter code after the model number.



Facet Edge (FC)



Taper Edge (TE)

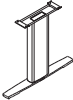


Flowform Edge (FF)  
5% upcharge  
laminate not available



Camber Edge (CE)  
5% upcharge  
laminate not available

Anodized Aluminum



Partial Wood Modesty Panel

\* Based on a chair width of 25".

L" x D"	Sugg Seat Capacity	Top Finish	Top Sections	Number of Bases-Size	Model Number	T-Base List Price
192 120	6-8	Wood	8	8-24	28354/2	56,595
192 120	6-8	P-Lam	8	8-24	28354/5	49,855
216 132	7-9	Wood	8	8-24	28355/2	60,610
216 132	7-9	P-Lam	8	8-24	28355/5	52,950
240 144	9-11	Wood	8	8-24	28356/2	66,880
240 144	9-11	P-Lam	8	8-24	28356/5	58,185

Mirror-Polished

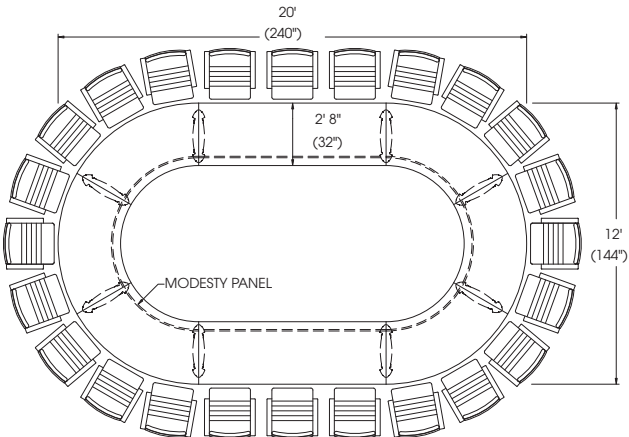
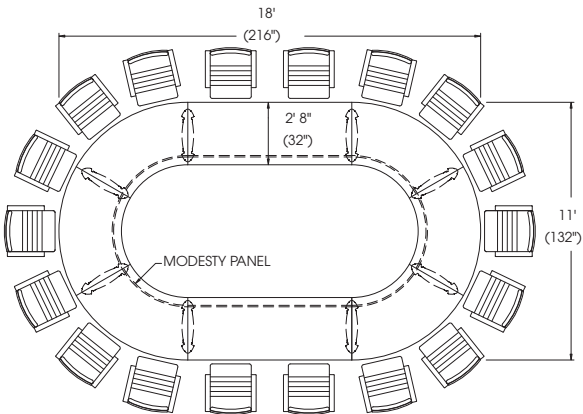
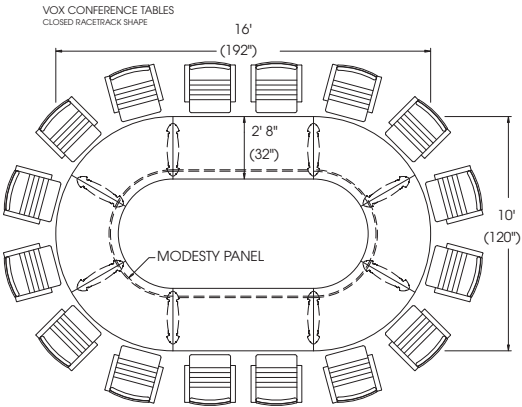


Partial Wood Modesty Panel

\* Based on a chair width of 25".

L" x D"	Sugg Seat Capacity	Top Finish	Top Sections	Number of Bases-Size	Model Number	T-Base List Price
192 120	6-8	Wood	8	8-24	28351/2	64,420
192 120	6-8	P-Lam	8	8-24	28351/5	57,685
216 132	7-9	Wood	8	8-24	28352/2	68,415
216 132	7-9	P-Lam	8	8-24	28352/5	60,760
240 144	9-11	Wood	8	8-24	28353/2	74,560
240 144	9-11	P-Lam	8	8-24	28353/5	65,870

Table tops are 32" deep.  
Modesty panel options should be selected if tables are specified with Vox® Forums.  
For Access and Tower Base options contact Nienkämper Customer Service at **800.668.9318**



Note: Bases drawn in plan view above represent all base styles.



T-Base, partial wood modesty panel.

# WIRING VOX® TABLES

## VOX® TABLE WITH T-BASE (OPTION 1)

### T-BASE (option 1)

The Vox® T-Base has a vertical raceway which is concealed with removable panels that easily snap on or off the raceway cavity by pulling the top of the panel to remove it, and then pressing it back into place. Cabling access is located directly under the centre of the base at the floor. The overall footprint of the base allows for an area at floor level to conceal cabling coming from a raised floor monument or core drill. If positioned directly over a flush floor box, the base will allow for cables to plug into the receptacle.

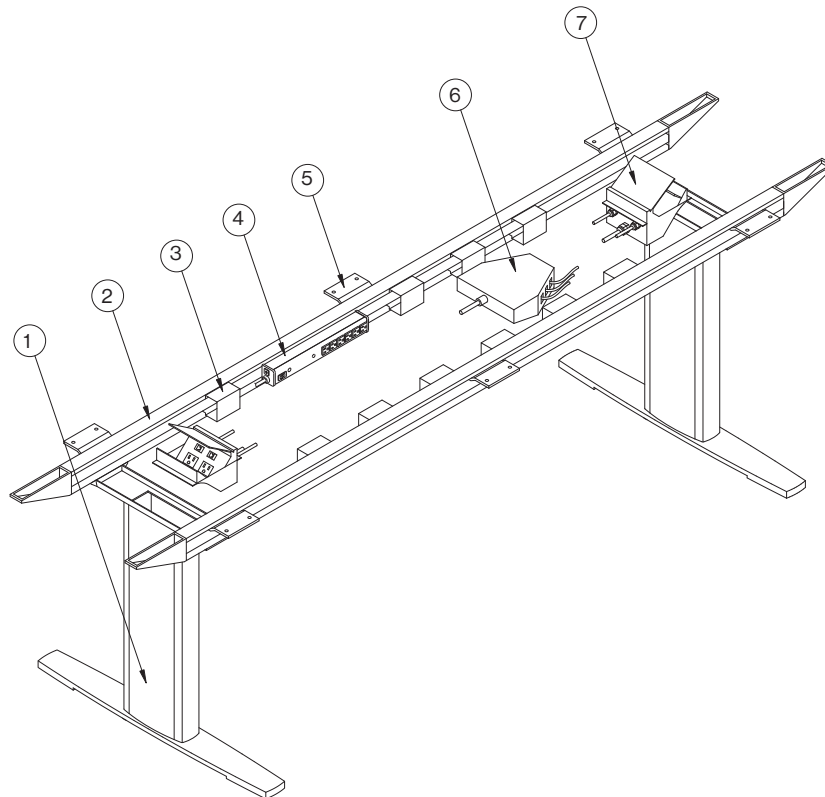
T-Bases come in a variety of sizes, which are noted beside the model numbers of the Vox Tables. Specific dimensions and interior clearances for each base style and size are shown on pages 17-21.

Once cabling has been routed through the base to the underside of the top, it can be channeled and secured with Wire Management “U” Clips (supplied) which can be positioned along the length of the rail support system. Wire Management Strips are also provided, which can be adhered to the underside of the top as required.

When including a quantity of Vox® Forums to be hard-wired on site, the electrician should allow for one J-Box per Forum on the underside of the top to complete site-wiring.

Voice and data cabling can also be consolidated by mounting a Data Hub (provided by others) to the underside of the table.

1. T-Base
2. Support Rail
3. Wire Management U-Clip
4. Surge Protector
5. Rail to Top Bracket
6. Data Hub (Supplied by others)
7. Vox® Forum



### T-BASE (option 2)

The Vox T-Base has a vertical raceway which is concealed with removable panels that easily snap on or off the raceway cavity by pulling the top of the panel to remove it, and then pressing it back into place. Cabling access is located directly under the centre of the base at the floor. The overall footprint of the base allows for an area at floor level to conceal cabling coming from a raised floor monument or core drill. If positioned directly over a flush floor box, the base will allow for cables to plug into the receptacle.

In situations where the floor receptacles cannot be positioned directly under the bases, or are already in place but away from the bases, two Cable Conduit styles are available to provide cable management. Both conduit styles are fastened to a bridging component which is then attached to the rails along the underside of the top. The entire assembly can then be easily moved along the length of the rails. It includes a counterweight at its base that can be positioned over the cable access point at floor level:

A. Expandable Cable Conduit (see page 274): This conduit expands or contracts to adapt to different cable capacities.

B. Linked Cable Conduit (see page 274): This conduit is comprised of a series of rectangular elements that are each divided into four cavities, which allow for the separation and management of individual wires. As an assembly it bends in a single direction, but can be rotated about its mount.

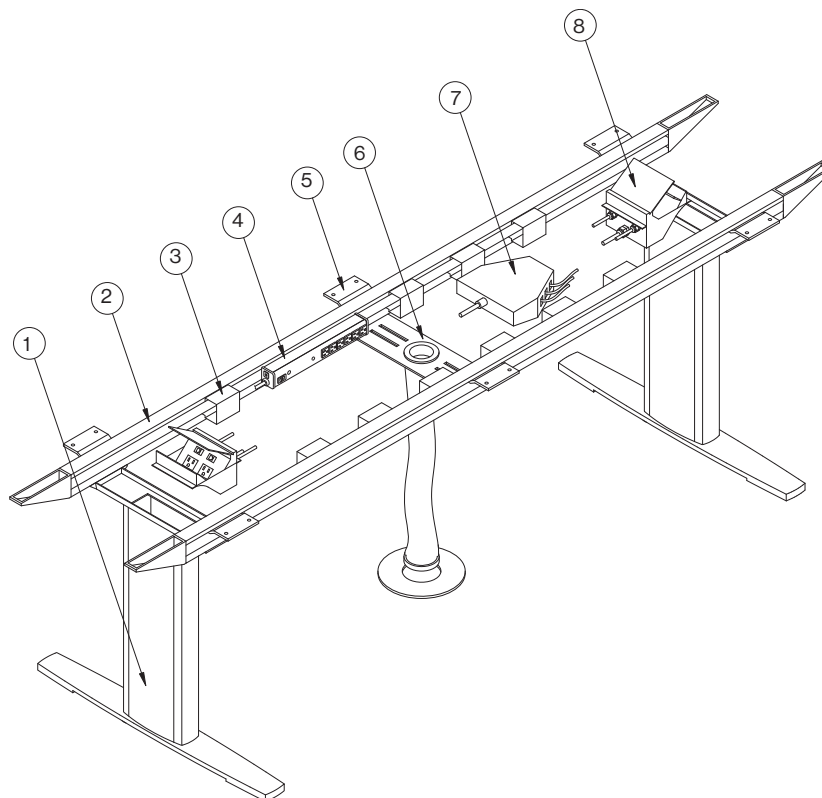
T-Bases come in a variety of sizes, which are noted beside the model numbers of the Vox Tables. Specific dimensions and interior clearances for each base style and size are shown on pages 17-21.

Once cabling has been routed through the base to the underside of the top, it can be channeled and secured with Wire Management “U” Clips (supplied) which can be positioned along the length of the rail support system. Wire Management Strips are also provided, which can be adhered to the underside of the top as required.

When including a quantity of Vox Forums to be hard-wired on site, the electrician should allow for one J-Box per Forum on the underside of the top to complete site-wiring.

Voice and data cabling can also be consolidated by mounting a Data Hub (provided by others) to the underside of the table.

1. T-Base
2. Support Rail
3. Wire Management U-Clip
4. Surge Protector
5. Rail to Top Bracket
6. Expandable Cable Conduit
7. Data Hub (Supplied by others)
8. Vox® Forum



# TERMS AND CONDITIONS OF SALE

---

## PRICES

All prices are list prices, freight included, blanket-wrapped, dock delivered, from the manufacturing source to any location in the contiguous United States.

Brokerage is paid by Nienkämper for product shipped to the United States.

Due to existing conditions in regard to cost of labor and materials, we reserve the right to change prices without notice.

## TERMS

Net 30 days from date of invoice to accredited buyers. Two per cent (2%) interest charged monthly on overdue accounts. Deposit of 50% is required with order. Terms will be established upon credit evaluation. Due to delays in processing references, first orders may be treated as C.B.D. orders.

## ORDER CONFIRMATION

Orders are accepted upon issuance of our order confirmation and are subject to the terms set forth therein; notwithstanding any variance from the terms of the buyer's order form.

Nienkämper is not liable for any delay or failure to deliver caused by labor or transportation difficulties, accidents, acts of God, failure of sources of supply, or other causes beyond our control, and changes will affect the delivery date.

## CHANGE OF ORDERS OR CANCELLATIONS

Changes or cancellations are subject to our ability to conform. A charge will be levied against cancelled or changed orders based on costs already incurred by Nienkämper. All changes must be in writing and submitted on a revised purchase order. Changes will affect the delivery date.

## STORAGE

If goods cannot be accepted when ready, we may transfer them to storage (which is to be deemed as delivery for invoice purposes). The customer accepts risks and will be charged at prevailing rates.

## FREIGHT

Prices include freight charges, blanket-wrapped, dock delivered, from the manufacturing source to any location in the contiguous United States. Packing and/or crating are available, if required, upcharges apply.

## CLAIMS

All furniture is given to the carrier and signed for in good condition. It is the responsibility of the receiver to sign for the goods in the presence of the carrier and note the condition in which they are received. Freight claims should be filed with the carrier.

## WARRANTY

There are no express or implied warranties, conditions and obligations of the manufacturer, whether statutory or otherwise that extend beyond the description on the face hereof. Our furniture is made to the highest standard and is warranted free from defects of material and workmanship for five years from the date of delivery. During the warranty period we will repair or replace such merchandise as shall prove to be defective, during normal usage in accordance with manufacturer's specifications. The manufacturer shall not be liable for defect wholly attributable to normal manufacturing process. Replacement or repair of the Product shall be the sole remedy of the Customer, and the manufacturer shall not be liable for any direct, indirect, incidental, or consequential loss or damage suffered by the Customer by reason of any defect in workmanship or manufacture of the Product or inability to use the Product. Moreover, this warranty does not cover accidental damage, abuse, alteration, ordinary wear and tear of Goods, negligence and misuse nor variations over which we have no control such as heat or humidity or damage to which the Goods are connected that is not attributable to the failure of the goods themselves. This warranty is null and void when the product is installed with hardware other than that supplied and/or when installed differently than recommended in the installation guide. Modification to the product or hardware may result in failure of the product and cause damage and/or injury.

## WOOD FINISHES

Nienkämper offers a wide variety of standard light finishes on cherry, mahogany and figured anagré wood veneers, and a clear natural finish on figured anagré, figured sycamore, maple, bird's eye maple and curly maple.

Light finishes do not mask the grain and other characteristics of each wood species. It is important to understand that pieces of the same type of wood will not look identical when a light finish is used. The appearance of the finish will also depend on the natural color of the veneer. Cherry darkens over time as the wood ages. Pin knots and gum pockets are inherent traits.

Wood is a naturally variable raw material; its variances are not within the furniture manufacturer's control and are therefore not considered defects under this warranty.